



westfalia
AUTOMOTIVE

**We connect
the world!**



2016 Catalogue

Towbars

Wiring Kits

Cycle Carriers

Roof Racks

Power Springs

About us



A brilliant invention – the towbar

As the inventor of the ball head towbar, which has been patented worldwide, Westfalia-Automotive has held a natural claim to leadership in this field since 1932. This stroke of genius is typical of the strategy on which our success has been founded for over 80 years:

- constant innovation
- top quality
- maximum safety
- consistent orientation towards the customer

As a full-line distributor, Westfalia-Automotive manufactures more than 1,700 different types of towbars – specifically engineered for each vehicle make and model. The product portfolio is rounded off by electrical kits, as well as rack systems and accessories. Customers include all major car manufacturers as well as the leading wholesalers on the international aftermarket.

Tested through and through – top marks from users

Our products have long enjoyed global recognition and lasting trust among drivers, garages and the automotive industry. They are characterised by the top quality inherent in OE standards that have been tested and ensured in our own laboratories. Just-in-time delivery is ensured by the attached logistics centre with its 24-hour service.

Every user benefits here – consumers from reliable safety on the road, garages from easy assembly and use, and industry from the close cooperation and the resulting customised products. Thus we offer relevant benefits to all partners – be it better quality of life or improved profitability. There's a good reason why we have been voted Best Brand for towbars by the

readers of the magazine „auto motor und sport“ seven times running. Such outstanding quality is no coincidence, but thanks to our highly skilled, dedicated employees, continuous research and systematic process optimisation.

International presence

International expansion has been stepped up to develop the company's position as a traditional player on global markets. Thus seven international sales and production locations now belong to our corporate group in addition to the company first founded in the Westphalian town of Rheda-Wiedenbrück.

Award-winning products



Various development teams work in the pilot plant, the company's own 3.500 m² innovation centre in Rheda-Wiedenbrück, where more than 70 employees are involved in fundamental research and new product development.

The technological excellence of Westfalia Automotive won the "OWL Innovation Award MARKTVISIONEN 2015" awarded by the East Westphalian chamber of industry and commerce and the "CLEPA Innovation Award 2016" awarded by CLEPA (European Association of Automotive Suppliers).

The development of a completely new generation of towing hitches with integrated sensors as they are already being implemented by original equipment manufacturers exemplifies the advanced art of engineering and the goal to continuously improve oneself and continue development. Westfalia-Automotive has thus once more met the expectations of technological leadership and has impressively proven the innovativeness of the corporation.



BC 70 Cycle Carrier

– one for all (everything)!

NEW



Further development of the previous BC 60 which has received numerous awards:

- optimised towbar mounting solution
- improved wheel locking and fastening solution
- weight reduction of more than 1 kg
- high-quality optic through use of aluminium profiles

Suitable for e-bikes due to 60 kg carrying capacity

Folds down when not in use for very easy and compact storage

Extendable for a third bike, or transport box or tray

Part number: 350035600001



MADE IN  GERMANY



Autocode



If an electrical kit is installed into a vehicle equipped with a Can bus, the vehicle may need to be coded to trailer operation – a “C” indicates this in the electrical kit product data in the catalogue.

Westfalia Automotive offers a coding tool for this purpose that a workshop can use to carry out a guided or manual coding to trailer operation in just a few steps.

Specialised for the towbar or the coding to trailer operation

Compact and simple to use

Many vehicles can be activated; new vehicle models are quickly available

Regular software updates are provided digitally

Independent of the often expensive coding in the contract workshop

Item number: 900001400199

The autocode is the alternative for workshops that want to be independent from contract workshops! Offer your customers the complete installation service including the coding and stand out from the competition.



KITS – Everything from a single source for a great price

Do you know your kits? A kit is a combination of a towbar and a vehicle-specific wiring kit. Westfalia-Automotive is the only manufacturer to offer over 650 of such kits.

Towbar



Retractable, detachable or fixed systems

Reliable

Original manufacturer quality

Perfect fit

User-friendly

Millions sold

EC-approved



Vehicle-specific wiring kit



Use of original parts

Easy assembly

Extremely reliable

Complete product portfolio

Similar to illustrations

Kits are shown in our catalogue as follows:

KIT = towbar
+ vehicle-specific wiring kit



Top marks seven times running

Westfalia-Automotive "Best Brand" seven times running! When choosing their "Best Brand", readers of the magazine "auto motor und sport" voted Westfalia-Automotive the winner in the "Towbar" category.

Power springs

At last something stopping you going “weak at the knees” – Simple and effective


Heavily loaded vehicles perform significantly better under extreme conditions, including emergency manoeuvres at high speeds, when fitted with power springs.

This fact prompted Westfalia-Automotive to develop a range of intelligent power springs. They support the vehicle's original suspension system with additional spring force whenever needed.

Extensive on-road testing shows how vehicles become more manageable even when loaded with an additional 300 kilograms of weight. In extreme situations, this can make all the difference: having an accident or continuing happily on your way.

Power springs are an ideal complement to a towbar from Westfalia-Automotive, creating tremendous synergy when installed together at the garage.

Each spring has been developed for a specific vehicle model. Retrofitting is no problem and can be performed at any garage.



This product Range you find on page

322

Improved safety with heavy loads

Better handling and comfort

Vehicles prevented from going “weak at the knees”

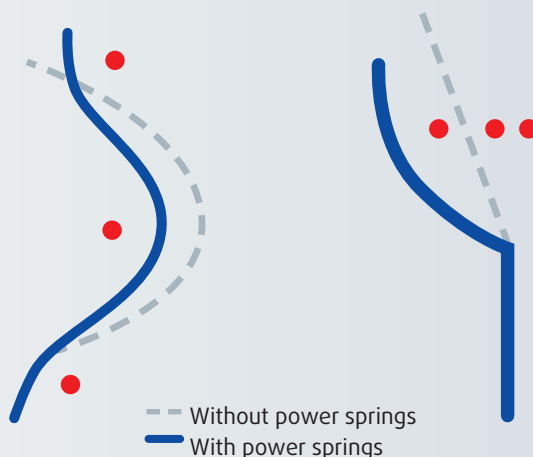
Low costs

TÜV-tested (by German Technical Inspection Authority)

WITHOUT POWER SPRINGS

Heavy loads can be too much for the standard suspension system of a vehicle – “bringing it to its knees” so to speak at the rear. The result: longer braking distances, risk of skidding and even possibly fishtailing in curves with crosswinds or during overtaking. This is caused by rough or uneven roads and potholes. All reasons to reinforce your vehicle's original suspension system when driving with heavy loads.

Slalom and obstacle avoidance test with 300 kg load in boot.



WITH POWER SPRINGS

Power springs from Westfalia-Automotive are designed to be simple and effective. Their extra boost of power is what's needed to keep your vehicle “off its knees”. They provide extra on-road stability and offer better grip for the front tyres to keep braking distances short. You can tow heavy loads more easily while minimising the risk of trailers or caravans fishtailing.

Roof racks

Specially designed for use with commercial vehicles.

Roof racks from Westfalia-Automotive impress with the stability and reliability they offer during the daily routine of the commercial vehicle sector – whether used by roofers, fitters or carpenters.

It goes without saying that they need a simple, vehicle-specific system for fixing loads to the roof. Once the roof rack has been fitted, they have an additional loading area with numerous options. Handling, shipment and storage are facilitated by the modular concept of the roof racks.

These racks are designed for heavy-duty, professional usage. They are individually adapted to each vehicle so as to cater for all wishes of the user. OE quality, real value for money and a wide range of products make roof racks from Westfalia-Automotive true all-rounders.



This product Range you find on page

328

Roller and deflector included

Dimensions according to needs

Corrosion protection thanks to powder coating

Improved aerodynamics for optimised consumption

Use of materials complying with REACH regulations

Compact warehousing and simple transport due to modular design



Simple installation

Installation time

Installed by 1 person:
45 minutes, plus 10 minutes per intermediate module

Installed by 2 persons:
30 minutes, plus 5 minutes per intermediate module

Always right
up to date!

New Login area with newsletter registration, availability queries, user management, special campaigns for extra bonus system for workshops, etc.



Your benefits

Create a customer account free of charge and take advantage for example of:

- **Newsletter registration:**
Monthly information about the latest products, product modifications and news
- **Availability queries for products:**
Always informed about what is in stock at the central warehouse
- **Installation instructions:**
Option for downloading the latest versions
- **Workshop marketing:**
Sales promotions, partner campaigns, tips & tricks, FAQ
- **extra bonus system for workshops:**
Collect special points, competitions, and a whole lot more

Register now free of charge at:

...available soon!

Towbars at a glance

RX

- **Maximum user comfort**
- **Invisible once retracted**

The manually retractable system is the latest innovation from Westfalia-Automotive. The towball neck is simply unlocked using the handle.



A40H/V

- **Top quality**
- **Simple to use**
- **Millions sold**

This detachable automatic system – our best-seller – offers optimum convenience and is quite invisible once the towball neck has been removed.



A50H

- **Horizontal system**
- **Quick and reliable**
- **Automatic locking**

To use the towing hitch, the towball neck is inserted horizontally into the receiving lug. It is locked automatically – securely and without rattling!



F 10/20

- **Affordable**
- **Very durable**
- **Ball towbar welded or screwed in place**


The fixed system - simple but will last for years.



Electrical Kits

- **OEM quality**
- **Reduced installation effort / time-saving mounting**
- **Over 500 different vehicle types in the programme**

A differentiated range offering the right wiring kit for every application.



**SEE REVERSE
FOR KEY**

Towbars at a glance

RX

Thanks to its compact design and special swivel sequence, this towbar is even suitable for vehicles with limited installation space. A convenient socket on the towball neck makes it easy to establish the electrical connections between the vehicle and the trailer/cycle carrier.



A40H/V

It uses three balls that hold the towball neck securely in the receiving lug, without any play or wear. This ensures total safety, yet easy operation and the highest level of comfort.



A50H

To use the towing hitch, the towball neck is inserted horizontally into the receiving lug. It is locked automatically. The towball neck is secured against theft by means of a lock.



F 10/20

The fixed model is our most affordable towbar. This Westfalia-Automotive towbar is distinguished by its fast and precise assembly.



Electrical Kits

Westfalia-Automotive wiring kits are perfectly matched to the vehicle architecture. The product range extends from wiring kits with relay technology to high-tech CAN bus kits, which are actively connected to the vehicle data bus. With the research and development work at the "Electronics Competence Centre", Westfalia-Automotive is a consistent innovator and the leading supplier of wiring kits in Europe.



Dear customer,

You now have in your hands the new 2016 Westfalia-Automotive catalogue covering towbars, electrical kits, bicycle racks and spare parts. We have made every effort to incorporate the suggestions and modifications that you have provided us with to further enhance this catalogue. This catalogue provides a wealth of important information and is designed to help you develop and promote your towbar fitting business.

Please note the following:

Fold-out flap on front cover

The legend that corresponds to the columns in this catalogue can be found on the fold-out flap attached to the inside of the front cover of this catalogue. If necessary, you can tear it off and use it as an insert.

KIT = Towbar + 13-pin electrical kit

Our KIT program has been further enhanced with the introduction of additional references. You will now find a KIT for nearly all of our towbar range which is supplied complete with a vehicle specific wiring kit. You can identify these KITs by the last figures of the part number: ... 900013.

Installation times

The specified installation times should only be used as an indication of the time required to carry out an installation. The length of time required to complete this will depend on a number of factors, the condition of the vehicle and/or the skills and experience of the individual carrying out the work. In certain circumstances, the specification of a vehicle may vary significantly, such as when an automatic CD changer has to be removed in order to install the electrical equipment, then the required assembly time may increase considerably. Where possible, always try and ascertain the full specification of the vehicle.

Vehicles with parking sensors:

When mounting permanently attached towbars, the towball may in some instances activate the vehicles rear parking sensors. This problem can be overcome by fitting a detachable towbar where the neck can be removed from the vehicle when not required for towing. Some vehicles do come with cut off switches for the rear parking sensors but you should check with the customer to confirm that this is an acceptable solution.

The following is valid before assembling a towbar and an electrical kit:

Always observe the instructions of the vehicle manufacturer in the operating manual of the vehicle.

Towbars and energy-saving vehicles

Some energy-saving vehicles have not been homologated for towing and therefore have no towing capacity. Always check the VIN plate or the vehicle handbook to verify the towing capacity of the vehicle.

Please visit our website westfalia-automotive.com to find our current product finder, further information and frequently asked questions about our products.

Content

Introduction..... 1

Content..... 2

Towbars and electrical kits

A

Alfa Romeo..... 6

Audi 7

B

BMW..... 30

C

Cadillac..... 48

Chevrolet..... 49

Chrysler..... 52

Citroën..... 54

D

Dacia 65

Daihatsu 69

Dodge..... 70

F

Fiat 71

Ford..... 81

H

Honda..... 97

Hummer..... 100

Hyundai 101

I

Isuzu..... 105

Iveco-Magirus..... 106

J

Jeep..... 107

K

Kia 110

L

Lancia..... 116

Land Rover..... 117

Lexus..... 119

M

Mazda..... 120

Mercedes-Benz 125

Mini..... 142

Mitsubishi 143

N

Nissan 145

O

Opel..... 151

P

Peugeot 163

Porsche 175

R

Renault 176

S

Saab	186
Seat	187
Škoda	194
Smart	204
Subaru	205
Suzuki	208

T

Toyota	211
--------------	-----

V

Volkswagen	220
Volvo	257

Towing brackets, couplings and special towbars

Mercedes Sprinter / VW-LT	264
Universal towing brackets	266
Towballs and couplings	268
Swap system	270
Special towbars / Couplings for US vehicles	271

Towbars

Accessories / Spare parts

Accessories for towbars	274
Steps	275
Side caps for towing brackets	276
Spare parts for towbars	277
Spare parts for Monoflex towbars	279
Plug covers for detachable towbars	281

Electrical kits

Accessories / Spare parts

Universal electrical kits	288
Extension kits	289
Control units 12V	290
Relays 12V	294
Control Units and sockets	296
Adapters and plugs	309
Sockets and seals	310
Accessories for sockets	312
Accessories for electrical kits	314

Cycle carrier BC 60 / BC 70

Cycle carrier and accessories	316
Spare parts	318

Power springs



















Product overview power springs	322
--------------------------------------	-----

















Roof racks

Product overview roof racks	328
-----------------------------------	-----























Towbars and electrical kits



Alfa Romeo

Alfa 159 Saloon exc. GTA - 250 HP	09/06-10/11			306 355 600 001		120	24.0	9.9	100	1800	306 220 300 113			S	FRE	--	E	D	L1	H	90	B
				306 356 600 001		120	25.0	9.9	100	1800												
		KIT		306 356 900 113		120	27.0	9.9	100	1800												
Alfa 159 Sportwagon	03/06-10/11			306 355 600 001		120	24.0	9.9	100	1800	306 220 300 113			S	FRE	--	E	D	L1	H	90	B
				306 356 600 001		120	25.0	9.9	100	1800												
		KIT		306 356 900 113		120	27.0	9.9	100	1800												
Alfa Giulietta	04/10-			306 372 600 001		90	25.0	8.3	90	1500	306 371 300 113			S	FRE	--	E	D1	L1	V	105	B
Alfa Mito	09/08-			306 375 600 001		90	19.0	6.7	75	1100	306 606 300 113			S	FRE	--	E	D1	L1	V	105	B
				306 374 600 001		90	19.0	6.7	75	1100												











Audi A1	08/10-		317 085 600 001 → 	40	14.5	7.2	86	1200	305 329 300 113	with preliminary setup	S	CAN	C	E	D	L1	H	B		
				317 113 600 001 → 	40	14.5	7.2	86	1200	305 330 300 001	extension kit for vehicles without black support for fuse box on the passenger side	S				D1		V	60	B
										305 330 300 113	without preliminary setup	S	CAN	C	E	D	L	V		L
										321 600 300 153	without preliminary setup	S	CAN	C	E	D	L1	V	105	R
Audi A1 Please order separately Spoiler and cover for bumper cutout at Audi dealer's.	08/10-		317 086 600 001 → 	40	14.5	7.2	86	1200	305 329 300 113	with preliminary setup	S	CAN	C	E	D	L1	H	B		
				317 114 600 001 → 	40	15.0	7.2	86	1200	305 330 300 001	extension kit for vehicles without black support for fuse box on the passenger side	S				D1		V	60	B
										305 330 300 113	without preliminary setup	S	CAN	C	E	D	L	V		L
										321 600 300 153	without preliminary setup	S	CAN	C	E	D	L1	V	105	R
Audi A1 Sportback	02/12-		317 085 600 001 → 	40	14.5	7.2	86	1200	305 329 300 113	with preliminary setup	S	CAN	C	E	D	L1	H	B		
				317 113 600 001 → 	40	14.5	7.2	86	1200	305 330 300 001	extension kit for vehicles without black support for fuse box on the passenger side	S				D1		V	60	B
										305 330 300 113	without preliminary setup	S	CAN	C	E	D	L	V		L
										321 600 300 153	without preliminary setup	S	CAN	C	E	D	L1	V	105	R
Audi A1 Sportback Please order separately Spoiler and cover for bumper cutout at Audi dealer's.	02/12-		317 086 600 001 → 	40	14.5	7.2	86	1200	305 329 300 113	with preliminary setup	S	CAN	C	E	D	L1	H	B		
				317 114 600 001 → 	40	15.0	7.2	86	1200	305 330 300 001	extension kit for vehicles without black support for fuse box on the passenger side	S				D1		V	60	B
										305 330 300 113	without preliminary setup	S	CAN	C	E	D	L	V		L
										321 600 300 153	without preliminary setup	S	CAN	C	E	D	L1	V	105	R



Audi

Audi A3 exc. Quattro + S3 Please order additionally seal for frame to prevent exhaust leaking into the vehicle, order no. 900002504014.	09/96-05/03		305 222 600 001		90	17.5	8.9	75	1650	305 160 300 173		additional kit for checkcontrol (Please order additionally)	S	--	--	E1	--	--	V	45	L	
			305 223 600 001		90	16.8	8.9	75	1650	305 223 300 107			S	FRE	--	E	--	--	V	60	L	
										305 223 300 113			S	FRE	--	E	D1	L1	V	60	L	
		KIT		305 391 900 113		120	19.5	8.9	75	1650	305 160 300 173		additional kit for checkcontrol (Please order additionally)	S	--	--	E1	--	--	V	45	L
		KIT		305 392 900 113		120	18.8	8.9	75	1650	included in the KIT			S	FRE	--	E	D1	L1	V	60	L
Audi A3 Quattro + S3	09/96-05/03		305 277 600 001		120	17.0	8.9	75	1650	305 160 300 173		additional kit for checkcontrol (Please order additionally)	S	--	--	E1	--	--	V	45	L	
										305 223 300 107			S	FRE	--	E	--	--	V	60	L	
										305 223 300 113			S	FRE	--	E	D1	L1	V	60	L	
		KIT		305 393 900 113		120	19.0	8.9	75	1650	305 160 300 173		additional kit for checkcontrol (Please order additionally)	S	--	--	E1	--	--	V	45	L
								included in the KIT		S	FRE	--		E	D1	L1	V	60	L			
Audi A3 Convertible models S3 04/08-: Please check if the vehicle is allowed for towing trailers by the car manufacturer.	04/08-03/14		321 865 600 001		60	17.0	9.4	100	1800	305 256 300 107			S	CAN	C	E	--	--	V	120	B	
										305 256 300 113			S	CAN	C	E	D1	--	V	120	B	
Audi A3 Convertible inc. S-Line models S3 04/08-: Please check if the vehicle is allowed for towing trailers by the car manufacturer. For optimal fit, order spoiler and cover at Audi dealer.	04/08-03/14		321 885 600 001		60	17.0	9.4	100	1800	305 256 300 113			S	CAN	C	E	D1	--	V	120	B	
			KIT		305 390 900 113		60	19.0	9.4	100	1700		included in the KIT		S	CAN	C	E	D1	--	V	120















Audi A3 Convertible Please order spoiler inc. cover for bumper cutout at Audi-dealers.	03/14-		317 132 600 001		60	19.0	10.3	85	2000	305 403 300 107	-06/14 with preliminary setup	S	CAN	C	E	--	--	H	45	B
										305 403 300 113	-06/14 with preliminary setup	S	CAN	C	E	D	L1	H	45	B
										305 406 300 107	-06/14 without preliminary setup	S	CAN	C	E	--	--	V	150	B
										305 406 300 113	-06/14 without preliminary setup	S	CAN	C	E	D	L1	V	150	B
										305 407 300 107	06/14- with preliminary setup	S	CAN	C	E	--	--	H	30	B
										305 407 300 113	06/14- with preliminary setup	S	CAN	C	E	D	L	H	30	B
										305 408 300 107	06/14- without preliminary setup	S	CAN	C	E	--	--	V	90	B
										305 408 300 113	06/14- without preliminary setup	S	CAN	C	E	D	L	V	90	B







Audi

Audi A3 Convertible	03/14-		317 131 600 001		60	19.0	10.3	85	2000	305 403 300 107	-06/14 with preliminary setup	S	CAN	C	E	--	--	H	45	B	
										305 403 300 113	-06/14 with preliminary setup	S	CAN	C	E	D	L1	H	45	B	
										305 406 300 107	-06/14 without preliminary setup	S	CAN	C	E	--	--	V	150	B	
										305 406 300 113	-06/14 without preliminary setup	S	CAN	C	E	D	L1	V	150	B	
										305 407 300 107	06/14- with preliminary setup	S	CAN	C	E	--	--	H	30	B	
										305 407 300 113	06/14- with preliminary setup	S	CAN	C	E	D	L	H	30	B	
										305 408 300 107	06/14- without preliminary setup	S	CAN	C	E	--	--	V	90	B	
										305 408 300 113	06/14- without preliminary setup	S	CAN	C	E	D	L	V	90	B	
Audi A3 Convertible Please order spoiler inc. cover for bumper cutout at Audi-dealers.	03/14-06/14	KIT		317 132 900 113		60	21.0	10.3	80	2000	included in the KIT	-06/14 without preliminary setup	S	CAN	C	E	D	L1	V	150	B
Audi A3 Convertible	03/14-06/14	KIT		317 131 900 113		60	21.0	10.3	85	2000	included in the KIT	-06/14 without preliminary setup	S	CAN	C	E	D	L1	V	150	B
Audi A3 Convertible Please order spoiler inc. cover for bumper cutout at Audi-dealers.	06/14-	KIT		305 409 900 113		60	21.0	10.3	85	2000	included in the KIT	06/14- without preliminary setup	S	CAN	C	E	D	L	V	90	B
Audi A3 Convertible	06/14-	KIT		305 408 900 113		60	19.0	10.3	85	2000	included in the KIT	06/14- without preliminary setup	S	CAN	C	E	D	L	V	90	B














Audi A3 Saloon	09/13-		317 131 600 001		60	19.0	10.3	85	2000	305 403 300 107	-06/14 with preliminary setup	S	CAN	C	E	--	--	H	45	B
										305 403 300 113	-06/14 with preliminary setup	S	CAN	C	E	D	L1	H	45	B
										305 406 300 107	-06/14 without preliminary setup	S	CAN	C	E	--	--	V	150	B
										305 406 300 113	-06/14 without preliminary setup	S	CAN	C	E	D	L1	V	150	B
										305 407 300 107	06/14- with preliminary setup	S	CAN	C	E	--	--	H	30	B
										305 407 300 113	06/14- with preliminary setup	S	CAN	C	E	D	L	H	30	B
										305 408 300 107	06/14- without preliminary setup	S	CAN	C	E	--	--	V	90	B
										305 408 300 113	06/14- without preliminary setup	S	CAN	C	E	D	L	V	90	B









Audi

Audi A3 Saloon Please order spoiler inc. cover for bumper cutout at Audi-dealers.	09/13-		317 132 600 001		60	19.0	10.3	85	2000		305 403 300 107	-06/14 with preliminary setup	S	CAN	C	E	--	--	H	45	B	
											305 403 300 113	-06/14 with preliminary setup	S	CAN	C	E	D	L1	H	45	B	
											305 406 300 107	-06/14 without preliminary setup	S	CAN	C	E	--	--	V	150	B	
											305 406 300 113	-06/14 without preliminary setup	S	CAN	C	E	D	L1	V	150	B	
											305 407 300 107	06/14- with preliminary setup	S	CAN	C	E	--	--	H	30	B	
											305 407 300 113	06/14- with preliminary setup	S	CAN	C	E	D	L	H	30	B	
											305 408 300 107	06/14- without preliminary setup	S	CAN	C	E	--	--	V	90	B	
											305 408 300 113	06/14- without preliminary setup	S	CAN	C	E	D	L	V	90	B	
Audi A3 Saloon Please order spoiler inc. cover for bumper cutout at Audi-dealers.	09/13-06/14	KIT		317 132 900 113		60	21.0	10.3	80	2000		included in the KIT	-06/14 without preliminary setup	S	CAN	C	E	D	L1	V	150	B
Audi A3 Saloon	09/13-06/14	KIT		317 131 900 113		60	21.0	10.3	85	2000		included in the KIT	-06/14 without preliminary setup	S	CAN	C	E	D	L1	V	150	B
Audi A3 Saloon Please order separately spoiler at Audi dealer.	06/14-	KIT		305 409 900 113		60	21.0	10.3	85	2000		included in the KIT	06/14- without preliminary setup	S	CAN	C	E	D	L	V	90	B
Audi A3 Saloon	06/14-	KIT		305 408 900 113		60	19.0	10.3	85	2000		included in the KIT	06/14- without preliminary setup	S	CAN	C	E	D	L	V	90	B
Audi A3 Sportback inc. Quattro, V6 3,2 l (250 HP), Facelift 06/08- models S3 04/08-: Please check if the vehicle is allowed for towing trailers by the car manufacturer.	09/04-01/13			305 299 600 001		120	16.5	9.7	100	1800		305 256 300 107		S	CAN	C	E	--	--	V	120	B
												305 256 300 113		S	CAN	C	E	D1	--	V	120	B
		KIT		305 299 900 113		120	18.5	9.7	100	1800		included in the KIT		S	CAN	C	E	D1	--	V	120	B









Audi A3 Sportback inc. Quattro, S-Line, V6 3,2l (250 HP), Facelift 06/08- models S3 04/08-: Please check if the vehicle is allowed for towing trailers by the car manufacturer. For optimal fit, order spoiler and cover at Audi dealers.	09/04-01/13		305 300 600 001		120	17.5	9.7	100	1800	305 256 300 107		S	CAN	C	E	--	--	V	120	B
												305 256 300 113	S	CAN	C	E	D1	--	V	120
	KIT		305 300 900 113		120	18.5	9.7	100	1800	included in the KIT	S	CAN	C	E	D1	--	V	120	B	
Audi A3 Sportback	02/13-		317 131 600 001		60	19.0	10.3	85	2000	305 403 300 107	-06/14 with preliminary setup	S	CAN	C	E	--	--	H	45	B
										305 403 300 113	-06/14 with preliminary setup	S	CAN	C	E	D	L1	H	45	B
										305 406 300 107	-06/14 without preliminary setup	S	CAN	C	E	--	--	V	150	B
										305 406 300 113	-06/14 without preliminary setup	S	CAN	C	E	D	L1	V	150	B
										305 407 300 107	06/14- with preliminary setup	S	CAN	C	E	--	--	H	30	B
										305 407 300 113	06/14- with preliminary setup	S	CAN	C	E	D	L	H	30	B
										305 408 300 107	06/14- without preliminary setup	S	CAN	C	E	--	--	V	90	B
										305 408 300 113	06/14- without preliminary setup	S	CAN	C	E	D	L	V	90	B
















Audi

Audi A3 Sportback Please order spoiler inc. cover for bumper cutout at Audi-dealers.	02/13-		317 132 600 001		60	19.0	10.3	85	2000		305 403 300 107	-06/14 with preliminary setup	S	CAN	C	E	--	--	H	45	B
											305 403 300 113	-06/14 with preliminary setup	S	CAN	C	E	D	L1	H	45	B
											305 406 300 107	-06/14 without preliminary setup	S	CAN	C	E	--	--	V	150	B
											305 406 300 113	-06/14 without preliminary setup	S	CAN	C	E	D	L1	V	150	B
											305 407 300 107	06/14- with preliminary setup	S	CAN	C	E	--	--	H	30	B
											305 407 300 113	06/14- with preliminary setup	S	CAN	C	E	D	L	H	30	B
											305 408 300 107	06/14- without preliminary setup	S	CAN	C	E	--	--	V	90	B
											305 408 300 113	06/14- without preliminary setup	S	CAN	C	E	D	L	V	90	B
Audi A3 Sportback	02/13-06/14	KIT 	317 131 900 113		60	21.0	10.3	85	2000		included in the KIT	-06/14 without preliminary setup	S	CAN	C	E	D	L1	V	150	B
Audi A3 Sportback Please order spoiler inc. cover for bumper cutout at Audi-dealers.	02/13-06/14	KIT 	317 132 900 113		60	21.0	10.3	80	2000		included in the KIT	-06/14 without preliminary setup	S	CAN	C	E	D	L1	V	150	B
Audi A3 Sportback Please order spoiler inc. cover for bumper cutout at Audi-dealers.	06/14-	KIT 	305 409 900 113		60	21.0	10.3	85	2000		included in the KIT	06/14- without preliminary setup	S	CAN	C	E	D	L	V	90	B
Audi A3 Sportback	06/14-	KIT 	305 408 900 113		60	19.0	10.3	85	2000		included in the KIT	06/14- without preliminary setup	S	CAN	C	E	D	L	V	90	B
Audi A3, 3 doors front wheel drive inc. Quattro, S3 04/06-, V6 3,2 l (250 HP) models S3 04/08-: Please check if the vehicle is allowed for towing trailers by the car manufacturer.	05/03-04/12	KIT 	305 389 900 113		60	19.0	9.4	100	1700		included in the KIT		S	CAN	C	E	D1	--	V	120	B
			305 390 900 113		60	19.0	9.4	100	1700												






























Audi A3, 3 doors front wheel drive inc. Quattro, inc. S3 04/06-, inc. V6 3,2 l, 250 HP models S3 04/08-: Please check if the vehicle is allowed for towing trailers by the car manufacturer. Please order separately spoiler inc. cover at Audi dealers.	05/03-04/12		321 865 600 001		60	17.0	9.4	100	1800	305 256 300 107			S	CAN	C	E	--	--	V	120	B
										305 256 300 113			S	CAN	C	E	D1	--	V	120	B
Audi A3, 3 doors front wheel drive inc. Quattro, inc. S-Line and S3 04/06-, inc. V6 3,2 l, 250 HP models S3 04/08-: Please check if the vehicle is allowed for towing trailers by the car manufacturer. Please order separately spoiler inc. cover at Audi dealers.	05/03-04/12		321 885 600 001		60	17.0	9.4	100	1800	305 256 300 113			S	CAN	C	E	D1	--	V	120	B
Audi A3, 3 doors Please order spoiler inc. cover for bumper cutout at Audi-dealers. inc. S-Line, exc. S3	05/12-		317 132 600 001		60	19.0	10.3	85	2000	305 403 300 107	-06/14 with preliminary setup	S	CAN	C	E	--	--	H	45	B	
										305 403 300 113	-06/14 with preliminary setup	S	CAN	C	E	D	L1	H	45	B	
										305 406 300 107	-06/14 without preliminary setup	S	CAN	C	E	--	--	V	150	B	
										305 406 300 113	-06/14 without preliminary setup	S	CAN	C	E	D	L1	V	150	B	
										305 407 300 107	06/14- with preliminary setup	S	CAN	C	E	--	--	H	30	B	
										305 407 300 113	06/14- with preliminary setup	S	CAN	C	E	D	L	H	30	B	
										305 408 300 107	06/14- without preliminary setup	S	CAN	C	E	--	--	V	90	B	
305 408 300 113	06/14- without preliminary setup	S	CAN	C	E	D	L	V	90	B											
Audi A3, 3 doors inc. S-Line, exc. S3	05/12-06/14	KIT 	317 131 900 113		60	21.0	10.3	85	2000	included in the KIT	-06/14 without preliminary setup	S	CAN	C	E	D	L1	V	150	B	

















Audi

Audi A3, 3 doors Please order spoiler inc. cover for bumper cutout at Audi-dealers. inc. S-Line, exc. S3	05/12-06/14	KIT		317 132 900 113		60	21.0	10.3	80	2000		included in the KIT	-06/14 without preliminary setup	S	CAN	C	E	D	L1	V	150	B
Audi A3, 3 doors inc. S-Line, exc. S3	02/13-			317 131 600 001		60	19.0	10.3	85	2000		305 403 300 107	-06/14 with preliminary setup	S	CAN	C	E	--	--	H	45	B
												305 403 300 113	-06/14 with preliminary setup	S	CAN	C	E	D	L1	H	45	B
												305 406 300 107	-06/14 without preliminary setup	S	CAN	C	E	--	--	V	150	B
												305 406 300 113	-06/14 without preliminary setup	S	CAN	C	E	D	L1	V	150	B
												305 407 300 107	06/14- with preliminary setup	S	CAN	C	E	--	--	H	30	B
												305 407 300 113	06/14- with preliminary setup	S	CAN	C	E	D	L	H	30	B
												305 408 300 107	06/14- without preliminary setup	S	CAN	C	E	--	--	V	90	B
305 408 300 113	06/14- without preliminary setup	S	CAN	C	E	D	L	V	90	B												
Audi A3, 3 doors Please order spoiler inc. cover for bumper cutout at Audi-dealers. inc. S-Line, exc. S3	06/14-	KIT		305 409 900 113		60	21.0	10.3	85	2000		included in the KIT	06/14- without preliminary setup	S	CAN	C	E	D	L	V	90	B
Audi A3, 3 doors inc. S-Line, exc. S3	06/14-	KIT		305 408 900 113		60	19.0	10.3	85	2000		included in the KIT	06/14- without preliminary setup	S	CAN	C	E	D	L	V	90	B

























Audi A4 Allroad Quattro B8 inc. S-Line, Quattro Sport exc.RS For S4 please order extended socket holder, order no. 905323608001. Please order separately the moulded towball holder 8T0 012 109 C at Audi-dealers. Attention: Depending on the engine variation it may be necessary to change the cooling system of the vehicle.	06/09-12/15	KIT		305 425 900 113		90	20.0	11.0	90	2000		included in the KIT									S	CAN	C	E	D	L1	H	60	B								
Audi A4 Allroad Quattro B8 inc. S4, S-Line, Quattro Sport exc.RS For S4 please order extended socket holder, order no. 905323608001. Please order separately the moulded towball holder 8T0 012 109 C at Audi-dealers. Attention: Depending on the engine variation it may be necessary to change the cooling system of the vehicle.	06/09-12/15			305 445 600 001		90	18.0	11.1	80	2000		305 214 300 107										S	CAN	C	E	--	--	H	60	B							
																									305 214 300 113	S	CAN	C	E	D	L1	H	60	B			
Audi A4 Allroad Quattro B9	01/16-			305 447 600 001				11.2	85	2000		305 417 300 107										--	CAN	C1	E	--	--	H	60	L							
																								305 417 300 113	--	CAN	C1	E	D	L1	H	60	L				
						KIT		305 447 900 113														11.2	85	2000	included in the KIT	--	CAN	C1	E	D	L1	H	60	L			
Audi A4 Avant inc. Quattro + S4 exc. RS 4	01/96-11/01			305 179 600 001		150	18.0	10.1	75	1800		305 160 300 173		additional kit for checkcontrol (Please order additionally)									S	--	--	E1	--	--	V	45	L						
																										305 221 300 113	S	FRE	--	E	D1	L1	V	60	B		
						KIT		305 394 900 113															150	20.0	10.1	75	1800	305 160 300 173	S	--	--	E1	--	--	V	45	L
						KIT		305 395 900 113															120	21.0	10.1	75	1800	included in the KIT	S	FRE	--	E	D1	L1	V	60	B





















Audi
















Audi A4 Avant B6 Quattro and S-Line, exc. S4	11/01-11/04			305 205 600 001		120	18.5	10.3	85	2000		305 215 300 107			S	CAN	C	E	--	--	H	75	B
				305 206 600 001		120	20.0	10.3	85	2000		305 215 300 113			S	CAN	C	E	D1	--	H	75	B
		KIT		305 205 900 113		120	20.5	10.3	85	2000		included in the KIT			S	CAN	C	E	D1	--	H	75	B
		KIT		305 206 900 113		120	22.0	10.3	85	2000						S	CAN	C	E	D1	--	H	75
Audi A4 Avant B7 inc. Quattro, S-line exc. RS4/S4	11/04-08			305 301 600 001		120	20.0	10.4	100	2000		305 208 300 147			S	CAN	C	--	--	--	H	100	R
				305 302 600 001		120	20.0	10.4	100	2000		305 208 300 153			S	CAN	C	--	D1	L1	H	100	R
				305 302 600 001		120	20.0	10.4	100	2000		305 210 300 113			S	CAN	C	E	D1	L1	V	105	L
		KIT		305 301 900 113		120	22.0	10.4	100	2000		included in the KIT			S	CAN	C	E	D1	L1	V	105	L
KIT		305 302 900 113		120	22.0	10.4	100	2000						S	CAN	C	E	D1	L1	V	105	L	
Audi A4 Avant B7 inc. Quattro, S-line exc. RS4/S4 for right-hand-drive vehicles	11/04-08	KIT		305 301 900 153		120	22.0	10.4	100	2000		included in the KIT			S	CAN	C	--	D1	L1	H	100	R
		KIT		305 302 900 153		120	22.0	10.4	100	2000						S	CAN	C	--	D1	L1	H	100
Audi A4 Avant B8 inc. S4, S-Line, Quattro exc. RS Attention: Depending on the engine variation it may be necessary to change the cooling system of the vehicle.	04/08-11/15			305 443 600 001		90	19.0	11.0	90	2000		305 214 300 107			S	CAN	C	E	--	--	H	60	B
				305 443 600 001		90	19.0	11.0	90	2000		305 214 300 113			S	CAN	C	E	D	L1	H	60	B
		KIT		305 324 900 113		90	21.0	11.0	90	2000		included in the KIT			S	CAN	C	E	D	L1	H	60	B

Audi A4 Avant B8 inc. S4, S-Line, Quattro Sport exc.RS For S4 please order extended socket holder, order no. 905323608001. Please order separately the moulded towball holder 8T0 012 109 C at Audi-dealers. Attention: Depending on the engine variation it may be necessary to change the cooling system of the vehicle.	04/08-11/15			305 445 600 001		90	18.0	11.1	80	2000		305 214 300 107			S	CAN	C	E	--	--	H	60	B		
													305 214 300 113			S	CAN	C	E	D	L1	H	60	B	
		KIT		305 425 900 113		90	20.0	11.0	90	2000		included in the KIT			S	CAN	C	E	D	L1	H	60	B		
Audi A4 Avant B9	11/15-			305 450 600 001				11.2	85	2000		305 417 300 107			--	CAN	C1	E	--	--	H	60	L		
				305 447 600 001					11.2	85	2000		305 417 300 113			--	CAN	C1	E	D	L1	H	60	L	
		KIT		305 450 900 113					11.2	85	2000		included in the KIT			--	CAN	C1	E	D	L1	H	60	L	
		KIT		305 447 900 113					11.2	85	2000		included in the KIT			--	CAN	C1	E	D	L1	H	60	L	
Audi A4 Convertible B6, exc. S4	05/02-05			305 205 600 001		120	18.5	10.3	85	2000		305 215 300 107	→		S	CAN	C	E	--	--	H	75	B		
												305 215 300 113			S	CAN	C	E	D1	--	H	75	B		
		KIT		305 205 900 113		120	20.5	10.3	85	2000		included in the KIT			S	CAN	C	E	D1	--	H	75	B		
Audi A4 Convertible B6 inc. S-Line, exc. S4	05/02-05			305 206 600 001		120	20.0	10.3	85	2000		305 215 300 107	→		S	CAN	C	E	--	--	H	75	B		
												305 215 300 113			S	CAN	C	E	D1	--	H	75	B		
		KIT		305 206 900 113		120	22.0	10.3	85	2000		included in the KIT			S	CAN	C	E	D1	--	H	75	B		
























Audi


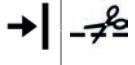













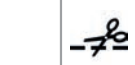










Audi A4 Convertible B7 inc. S-line exc. RS4/S4	10/05-			305 301 600 001		120	20.0	10.4	100	2000		305 208 300 147			S	CAN	C	--	--	--	H	100	R
				305 302 600 001		120	20.0	10.4	100	2000		305 208 300 153			S	CAN	C	--	D1	L1	H	100	R
		KIT		305 301 900 113		120	22.0	10.4	100	2000		included in the KIT			S	CAN	C	E	D1	L1	V	105	L
		KIT		305 302 900 113		120	22.0	10.4	100	2000						S	CAN	C	E	D1	L1	V	105
Audi A4 Convertible B7 inc. S-line exc. RS4/S4 for right-hand-drive vehicles	10/05-	KIT		305 301 900 153		120	22.0	10.4	100	2000		included in the KIT			S	CAN	C	--	D1	L1	H	100	R
		KIT		305 302 900 153		120	22.0	10.4	100	2000						S	CAN	C	--	D1	L1	H	100
Audi A4 Saloon B5 inc. Quattro + S4	11/94-11/00			305 179 600 001		150	18.0	10.1	75	1800		300 078 300 113		03/99-	--	FRE	--	--	D1	L1	V		B
				305 220 600 001		120	19.0	10.1	75	1800		305 160 300 173	→	additional kit for checkcontrol (Please order additionally)	S	--	--	E1	--	--	V	45	L
												305 177 300 107	→	-02/99	S	FRE	--	E	--	--	V	45	L
Audi A4 Saloon B6 Quattro and S-Line, exc. S4	11/00-11/04			305 205 600 001		120	18.5	10.3	85	2000		305 215 300 107	→		S	CAN	C	E	--	--	H	75	B
				305 206 600 001		120	20.0	10.3	85	2000		305 215 300 113			S	CAN	C	E	D1	--	H	75	B
		KIT		305 205 900 113		120	20.5	10.3	85	2000		included in the KIT			S	CAN	C	E	D1	--	H	75	B
		KIT		305 206 900 113		120	22.0	10.3	85	2000						S	CAN	C	E	D1	--	H	75

Audi A4 Saloon B7 inc. Quattro, S-line exc. RS4/S4	11/04-09/07		305 301 600 001		120	20.0	10.4	100	2000		305 208 300 147			S	CAN	C	--	--	--	H	100	R	
			305 302 600 001		120	20.0	10.4	100	2000		305 208 300 153			S	CAN	C	--	D1	L1	H	100	R	
											305 210 300 113			S	CAN	C	E	D1	L1	V	105	L	
		KIT		305 301 900 113		120	22.0	10.4	100	2000		included in the KIT			S	CAN	C	E	D1	L1	V	105	L
KIT		305 302 900 113		120	22.0	10.4	100	2000															
Audi A4 Saloon B7 inc. Quattro, S-line exc. RS4/S4 for right-hand-drive vehicles	11/04-09/07	KIT		305 301 900 153		120	22.0	10.4	100	2000		included in the KIT			S	CAN	C	--	D1	L1	H	100	R
		KIT		305 302 900 153		120	22.0	10.4	100	2000													
Audi A4 Saloon B8 inc. S4, S-Line, Quattro exc.RS Attention: Depending on the engine variation it may be necessary to change the cooling system of the vehicle.	09/07-11/15		305 443 600 001		90	19.0	11.0	90	2000		305 214 300 107			S	CAN	C	E	--	--	H	60	B	
											305 214 300 113			S	CAN	C	E	D	L1	H	60	B	
		KIT		305 324 900 113		90	21.0	11.0	90	2000		included in the KIT			S	CAN	C	E	D	L1	H	60	B
Audi A4 Saloon B8 inc. S4, S-Line, Quattro Sport exc.RS For S4 please order extended socket holder, order no. 905323608001. Please order separately the moulded towball holder 8T0 012 109 C at Audi-dealers. Attention: Depending on the engine variation it may be necessary to change the cooling system of the vehicle.	09/07-11/15		305 445 600 001		90	18.0	11.1	80	2000		305 214 300 107			S	CAN	C	E	--	--	H	60	B	
											305 214 300 113			S	CAN	C	E	D	L1	H	60	B	
		KIT		305 425 900 113		90	20.0	11.0	90	2000		included in the KIT			S	CAN	C	E	D	L1	H	60	B





























Audi A5 Coupé B8 inc. S5, S-Line, Quattro Sport exc.RS For S5 please order extended socket holder, order no. 905323608001. Please order separately the moulded towball holder 8T0 012 109 C at Audi-dealers. Attention: Depending on the engine variation it may be necessary to change the cooling system of the vehicle.	06/07-09/16			305 445 600 001		90	18.0	11.1	80	2000		305 214 300 107			S	CAN	C	E	--	--	H	60	B	
													305 214 300 113			S	CAN	C	E	D	L1	H	60	B
		KIT		305 425 900 113		90	20.0	11.0	90	2000				included in the KIT			S	CAN	C	E	D	L1	H	60
Audi A5 Coupé B9	09/16-			305 450 600 001				11.2	85	2000		305 417 300 107			--	CAN	C1	E	--	--	H	60	L	
												305 417 300 113			--	CAN	C1	E	D	L1	H	60	L	
		KIT		305 450 900 113					11.2	85	2000		included in the KIT			--	CAN	C1	E	D	L1	H	60	L
Audi A5 Coupé	09/16-			305 447 600 001				11.2	85	2000		305 417 300 107			--	CAN	C1	E	--	--	H	60	L	
												305 417 300 113			--	CAN	C1	E	D	L1	H	60	L	
Audi A5 Sportback B8 inc. S5, S-Line, Quattro exc.RS Attention: Depending on the engine variation it may be necessary to change the cooling system of the vehicle.	09/09-			305 443 600 001		90	19.0	11.0	90	2000		305 214 300 107			S	CAN	C	E	--	--	H	60	B	
		KIT		305 324 900 113		90	21.0	11.0	90	2000			included in the KIT			S	CAN	C	E	D	L1	H	60	B
Audi A5 Sportback B8 inc. S5, S-Line, Quattro Sport exc.RS For S5 please order extended socket holder, order no. 905323608001. Please order separately the moulded towball holder 8T0 012 109 C at Audi-dealers. Attention: Depending on the engine variation it may be necessary to change the cooling system of the vehicle.	09/09-			305 445 600 001		90	18.0	11.1	80	2000		305 214 300 107			S	CAN	C	E	--	--	H	60	B	
		KIT		305 425 900 113		90	20.0	11.0	90	2000			included in the KIT			S	CAN	C	E	D	L1	H	60	B



























Audi

Audi A6 Allroad Quattro Aluminium bumper carrier can only be obtained from Audi, Audi-order-no.: 4Z7 807 313A	05/00-05		305 225 600 001	→		120	25.2	11.8	95	2300		305 191 300 107			S	FRE	--	E	--	--	V	105	B													
Audi A6 Allroad Please order spoiler at Audi dealers.	05/06-06/12		305 309 600 001			90	31.0	12.0	90	2200		305 268 300 113			S	CAN	C	E	D	L1	H	45	B													
		KIT		305 309 900 113		90	33.0	12.0	90	2200		included in the KIT			S	CAN	C	E	D	L1	H	45	B													
Audi A6 Allroad Please order spoiler at Audi dealers.	06/12-		305 407 600 001			90	20.0	12.6	100	2500		305 385 300 113	-10/14	S	CAN	C	E	D	L1	H	45	B														
												305 386 300 113	10/14-	S	CAN	C	E	D	L	H																
Audi A6 Allroad Please order spoiler at Audi dealers.	06/12-10/14	KIT		305 407 900 113		90	22.0	12.6	100	2500		included in the KIT	-10/14	S	CAN	C	E	D	L1	H	45	B														
Audi A6 Avant front wheel drive, without height control	97-03/05		305 247 600 001			120	21.8	11.0	85	2100		305 191 300 107			S	FRE	--	E	--	--	V	105	B													
		KIT		305 243 600 001		120	22.8	11.0	85	2100		305 191 300 113			S	FRE	--	E	D	L1	V	105	B													
		KIT		305 247 900 113		120	23.8	11.0	85	2100		included in the KIT			S	FRE	--	E	D	L1	V	105	B													
		KIT		305 243 900 113		120	25.0	11.0	85	2100																										
Audi A6 Avant front wheel drive, with height control	97-03/05		305 248 600 001	→		120	20.6	11.0	85	2100		305 191 300 107			S	FRE	--	E	--	--	V	105	B													
			305 244 600 001	→		120	22.2	11.0	85	2100		305 191 300 113			S	FRE	--	E	D	L1	V	105	B													
Audi A6 Avant Quattro, without height control, exc. RS6	97-03/05		305 249 600 001	→		120	21.7	11.0	85	2100		305 191 300 107			S	FRE	--	E	--	--	V	105	B													
			305 245 600 001	→		120	23.0	11.0	85	2100		305 191 300 113			S	FRE	--	E	D	L1	V	105	B													




























Audi A6 Avant Quattro, with height control, exc. RS6	97-03/05			305 250 600 001	→ 	120	21.0	11.0	85	2100		305 191 300 107			S	FRE	--	E	--	--	V	105	B
				305 246 600 001	→ 	120	22.5	11.0	85	2100		305 191 300 113		S	FRE	--	E	D	L1	V	105	B	
Audi A6 Avant with steel springs inc. S6 and Quattro, exc. RS6 To guarantee an optimal fit of the bumper it is necessary to mount a bumper reinforcement. Please order from Westfalia no. 905269619001 in combination with Audi no. 4F0 807 381. Please order separately cover for bumper cutout from Audi dealers.	03/05-09/11			305 274 600 001		120	19.0	12.0	90	2200		305 268 300 113			S	CAN	C	E	D	L1	H	45	B
				305 269 600 001		120	21.5	12.0	90	2200				S	CAN	C	E	D	L1	H	45	B	
		KIT		305 274 900 113		120	21.0	12.0	90	2200		included in the KIT			S	CAN	C	E	D	L1	H	45	B
Audi A6 Avant with steel springs inc. S6 and Quattro, exc. RS6	03/05-09/11	KIT		305 269 900 113		120	22.5	12.0	90	2200		included in the KIT			S	CAN	C	E	D	L1	H	45	B
Audi A6 Avant with height control inc. Quattro, S6, S-line, exc. RS6 For optimal fit, order bumper reinforcement Westfalia no. 905269619001 in combination with Audi no. 4F0 807 381.	03/05-09/11			305 291 600 001		120	24.5	12.0	90	2200		305 268 300 113			S	CAN	C	E	D	L1	H	45	B
Audi A6 Avant with steel springs S-line To guarantee an optimal fit of the bumper it is necessary to mount a bumper reinforcement. Please order from Westfalia no. 905269619001 in combination with Audi no. 4F0 807 381.	03/05-09/11			305 398 600 001		120	23.0	12.0	90	2200		305 268 300 113			S	CAN	C	E	D	L1	H	45	B
			KIT		305 398 900 113		120	25.0	12.0	90	2200		included in the KIT			S	CAN	C	E	D	L1	H	45
Audi A6 Avant exc. RS6 inc. Quattro, S-line	09/11-			305 428 600 001		90	20.0	12.6	100	2500		305 385 300 113	-10/14		S	CAN	C	E	D	L1	H	45	B
				305 429 600 001		90	21.0	12.6	100	2500		305 386 300 113	10/14-		S	CAN	C	E	D	L	H		B
Audi A6 Avant exc. RS6 inc. Quattro, S-line	09/11-10/14	KIT		305 428 900 113		90	22.0	12.6	100	2500		included in the KIT	-10/14		S	CAN	C	E	D	L1	H	45	B
Audi A6 Avant exc. RS6 inc. Quattro, S-line	09/11-10/14	KIT		305 429 900 113		90	23.0	12.6	100	2500		included in the KIT	-10/14		S	CAN	C	E	D	L1	H	45	B











Audi

Audi A6 Avant exc. RS6 inc. Quattro, S-line	10/14-	KIT		305 438 900 113		22.0	12.6	100	2500	included in the KIT	10/14-	S	CAN	C	E	D	L	H	B		
		KIT		305 439 900 113		23.0	12.6	100	2500												
Audi A6 Saloon front wheel drive, without height control	97-04/04			305 247 600 001		120	21.8	11.0	85	2100	300 210 300 113	→	S	FRE	--	E	D1	L1	V	90	B
				305 243 600 001		120	22.8	11.0	85	2100	305 171 300 113										
Audi A6 Saloon front wheel drive, with height control	97-04/04			305 248 600 001	→ 	120	20.6	11.0	85	2100	300 210 300 113	→	S	FRE	--	E	D1	L1	V	90	B
				305 244 600 001	→ 	120	22.2	11.0	85	2100	305 171 300 113										
Audi A6 Saloon Quattro, with height control, exc. RS6	97-04/04			305 249 600 001	→ 	120	21.7	11.0	85	2100	300 210 300 113	→	S	FRE	--	E	D1	L1	V	90	B
				305 245 600 001	→ 	120	23.0	11.0	85	2100	305 171 300 113										
Audi A6 Saloon Quattro, with height control, exc. RS6	97-04/04			305 250 600 001	→ 	120	21.0	11.0	85	2100	300 210 300 113	→	S	FRE	--	E	D1	L1	V	90	B
				305 246 600 001	→ 	120	22.5	11.0	85	2100	305 171 300 113										
Audi A6 Saloon with steel springs inc. S6 and Quattro, exc. RS6	04/04-03/11			305 274 600 001		120	19.0	12.0	90	2200	305 268 300 113	S	CAN	C	E	D	L1	H	45	B	
				305 269 600 001		120	21.5	12.0	90	2200											
		KIT		305 274 900 113		120	21.0	12.0	90	2200	included in the KIT	S	CAN	C	E	D	L1	H	45	B	
		KIT		305 269 900 113		120	22.5	12.0	90	2200											







Audi A6 Saloon with height control inc. Quattro, S6, S-Line, exc. RS6	04/04-03/11			305 291 600 001		120	24.5	12.0	90	2200		305 268 300 113			S	CAN	C	E	D	L1	H	45	B	
Audi A6 Saloon with steel springs S-line	04/04-03/11			305 398 600 001		120	23.0	12.0	90	2200		305 268 300 113			S	CAN	C	E	D	L1	H	45	B	
		KIT		305 398 900 113		120	25.0	12.0	90	2200		included in the KIT			S	CAN	C	E	D	L1	H	45	B	
Audi A6 Saloon	03/11-			305 428 600 001		90	20.0	12.6	100	2500		305 385 300 113	-10/14		S	CAN	C	E	D	L1	H	45	B	
				305 429 600 001		90	21.0	12.6	100	2500		305 386 300 113	10/14-		S	CAN	C	E	D	L	H			B
Audi A6 Saloon	03/11-10/14	KIT		305 428 900 113		90	22.0	12.6	100	2500		included in the KIT	-10/14		S	CAN	C	E	D	L1	H	45	B	
		KIT		305 429 900 113		90	23.0	12.6	100	2500														
Audi A6 Saloon	10/14-	KIT		305 438 900 113			22.0	12.6	100	2500		included in the KIT	10/14-		S	CAN	C	E	D	L	H			B
		KIT		305 439 900 113			23.0	12.6	100	2500														
Audi A7 inc. S-line + S7	10/10-			305 428 600 001		90	20.0	12.6	100	2500		305 385 300 113	-10/14		S	CAN	C	E	D	L1	H	45	B	
				305 429 600 001		90	21.0	12.6	100	2500		305 386 300 113	10/14-		S	CAN	C	E	D	L	H			B
Audi A7 inc. S-line + S7	10/10-10/14	KIT		305 428 900 113		90	22.0	12.6	100	2500		included in the KIT	-10/14		S	CAN	C	E	D	L1	H	45	B	
		KIT		305 429 900 113		90	23.0	12.6	100	2500														







Audi

Audi A7 inc. S-line + S7	10/14-	KIT		305 438 900 113			22.0	12.6	100	2500		included in the KIT	10/14-	S	CAN	C	E	D	L	H	B		
		KIT		305 439 900 113			23.0	12.6	100	2500													
Audi A8 inc. S8 + Quattro	11/02-03/10			305 276 600 001			<150	28.4	12.5	95	2430	305 227 300 113		S	CAN	C	E	D	--	H	60	B	
		KIT		305 276 900 113			<150	30.4	12.5	95	2430	included in the KIT		S	CAN	C	E	D	--	H	60	B	
Audi A8	03/10-			305 384 600 001			60	26.0	12.6	100	2200	305 384 300 113	-10/13	S	CAN	C	E	D	L1	H	60	B	
													305 391 300 113	11/13-	S	CAN	C	E	D	L			L
Audi Q3 inc. S-line	09/11-			305 421 600 001			90	19.0	12.6	100	2500	305 410 300 107		S	CAN	C	E			V	120	B	
				305 423 600 001			90	21.0	12.6	100	2500	305 410 300 113		S	CAN	C	E	D	L1	V	120	B	
		KIT		305 421 900 113			90	21.0	12.6	100	2500	included in the KIT		S	CAN	C	E	D	L1	V	120	B	
		KIT		305 423 900 113			90		12.6	100	2500			S	CAN	C	E	D	L1	V	120	B	
Audi Q5 inc. S-Line, inc. SQ5 Attention: Depending on the engine variation it may be necessary to change the cooling system of the vehicle. Not for cars with an engine 3,3 Ltr. Gas, footboard and a glass roof.	10/08-			305 411 600 001			90	21.0	12.1	100	2400	305 216 300 107		S	CAN	C	E	--	--	H	60	B	
				305 442 600 001				90	24.0	12.1	100	2400	305 216 300 113		S	CAN	C	E	D	L1	H	60	B
		KIT		305 351 900 113			90	23.0	12.1	100	2400	included in the KIT		S	CAN	C	E	D	L1	H	60	B	
Audi Q5 inc. S-Line, inc. S Q5 Attention: Depending on the engine variation it may be necessary to change the cooling system of the vehicle. Not for cars with an engine 3,3 Ltr. Gas, footboard and a glass roof.	10/08-	KIT		305 412 900 113			90	26.0	12.1	100	2400	included in the KIT		S	CAN	C	E	D	L1	H	60	B	














Audi Q5 inc. S-Line, inc. S Q5 Attention: Depending on the engine variation it may be necessary to change the cooling system of the vehicle. Not for cars with an engine 3,3 Ltr. Gas, footboard and a glass roof.	10/08-		327 068 600 001		90	21.0	12.1	100	2400		305 216 300 107			S	CAN	C	E	--	--	H	60	B	
													305 216 300 113			S	CAN	C	E	D	L1	H	60
Audi Q7 inc. S-Line Please order separately spoiler at Audi dealer.	01/06-07/15		305 415 600 001		120	34.0	16.4	140	3500		305 500 300 001		Additional kit for vehicles without electrical tailgate	S							H		
													305 500 300 113		for vehicles with electric tailgate	S	CAN	C	E	D	L1	H	60
		KIT		305 314 900 113		120	36.0	16.4	140	3500		305 500 300 001		Additional kit for vehicles without electrical tailgate	S							H	
											included in the KIT		for vehicles with electric tailgate	S	CAN	C	E	D	L1	H	60	B	
Audi Q7	07/15-		305 437 600 001		90	21.0	16.4	140	3500														
			KIT			305 437 900 113		90	25.0	16.4	140	3500				included in the KIT		--	CAN	C1	E	D	L1
Audi TT is not permitted to tow by manufacturer.																							





BMW

BMW 1 Series Convertible E88 135i is not homologated for towing.	01/08-01/14		303 323 600 001			60	20.0	8.0	90	1400		303 460 300 107	only possible with push button for PDC shut-off	S	CAN	--	--	--	--	H	60	B
												303 460 300 113	only possible with push button for PDC shut-off	S	CAN	--	--	D	L1	H	60	B
												KIT		303 323 900 113			60	22.0	8.0	90	1400	
BMW 1 Series Coupé E82 135i is not homologated for towing.	11/07-01/14		303 323 600 001			60	20.0	8.0	90	1400		303 460 300 107	only possible with push button for PDC shut-off	S	CAN	--	--	--	--	H	60	B
												303 460 300 113	only possible with push button for PDC shut-off	S	CAN	--	--	D	L1	H	60	B
												KIT		303 323 900 113			60	22.0	8.0	90	1400	
BMW 1 Series, 3/5 doors Hatchback F20/F21 inc. M-Sport-Package Please order separately thermal-insulation plate for socket holder,no. 7 277 733 at BMW dealers. 135i is not permitted to tow by manufacturer. For F20-vehicles with N20 Motor it is necessary to change the rear exhaust silencer.	09/11-		303 317 600 001				20.0	8.8	75	1500		303 352 300 107	03/14- only possible with push button for PDC shut-off	S	CAN	--	--	--	--	H	60	B
												303 352 300 113	03/14- only possible with push button for PDC shut-off	S	CAN	--	--	D	L1	H	60	B
												303 460 300 107	-03/14 only possible with push button for PDC shut-off	S	CAN	--	--	--	--	H	60	B
												303 460 300 113	-03/14 only possible with push button for PDC shut-off	S	CAN	--	--	D	L1	H	60	B
BMW 1 Series, 3/5 doors Hatchback F20/F21 exc. M-Sport-Package 135i is not permitted to tow by manufacturer. For F20-vehicles with N20 Motor it is necessary to change the rear exhaust silencer.	09/11-		303 320 600 001				17.5	8.8	75	1500		303 352 300 107	03/14- only possible with push button for PDC shut-off	S	CAN	--	--	--	--	H	60	B
												303 352 300 113	03/14- only possible with push button for PDC shut-off	S	CAN	--	--	D	L1	H	60	B
												303 460 300 107	-03/14 only possible with push button for PDC shut-off	S	CAN	--	--	--	--	H	60	B
												303 460 300 113	-03/14 only possible with push button for PDC shut-off	S	CAN	--	--	D	L1	H	60	B













BMW 1 Series, 3/5 doors Hatchback F20/F21 inc. M-Sport-Package Please order separately thermal-insulation plate for socket holder,no. 7 277 733 at BMW dealers. 135i is not permitted to tow by manufacturer. For F20-vehicles with N20 Motor it is necessary to change the rear exhaust silencer.	09/11-03/14	KIT		303 317 900 113				22.0	8.8	75	1500				included in the KIT		-03/14 only possible with push button for PDC shut-off	S	CAN	--	--	D	L1	H	60	B
	09/11-03/14	KIT		303 320 900 113			19.5	8.8	75	1500				included in the KIT		-03/14 only possible with push button for PDC shut-off	S	CAN	--	--	D	L1	H	60	B	
	03/14-	KIT		303 318 900 113				22.0	8.8	75	1500				included in the KIT		03/14- only possible with push button for PDC shut-off	S	CAN	--	--	D	L1	H	60	B
BMW 1 Series, 3/5 doors Hatchback F20/F21 exc. M-Sport-Package 135i is not permitted to tow by manufacturer. For F20-vehicles with N20 Motor it is necessary to change the rear exhaust silencer.	03/14-	KIT		303 321 900 113			19.5	8.8	75	1500				included in the KIT		03/14- only possible with push button for PDC shut-off	S	CAN	--	--	D	L1	H	60	B	
	09/04-09/11			303 323 600 001		60	20.0	8.0	90	1400			303 460 300 107		only possible with push button for PDC shut-off	S	CAN	--	--	--	--	H	60	B		
With vehicles year of construction -07/05 the fixed towbar attachment bolts on the vehicle must be changed at a BMW garage.													303 460 300 113		only possible with push button for PDC shut-off	S	CAN	--	--	D	L1	H	60	B		
		KIT		303 323 900 113		60	22.0	8.0	90	1400				included in the KIT		only possible with push button for PDC shut-off	S	CAN	--	--	D	L1	H	60	B	





BMW

BMW 3 Series Coupé E46 (E46/2) steel construction exc. M3, fits M-Sport Please order separately cover for bumper cutout at BMW dealer's, BMW no.: model -12/03: 5112 8244 380, model 12/03 -: 5112 7112 481.	04/99-08/06			303 230 600 001		150	17.0	9.9	75	1940		303 140 300 107	→		S	FRE	--	E	--	--	V	105	L	
													303 140 300 113			S	FRE	--	E	D	L1	V	105	L
		KIT		303 230 900 113		150	19.0	9.9	75	1940		included in the KIT			S	FRE	--	E	D	L1	V	105	L	
BMW 3 Series Coupé E92 fits M-Sport angular position of the towball receptor tube is not in centre inc. models 335i and 335td and/or vehicles with turbocharger please order extra carriers for exhaust, order no. 303266600015	09/06-09/13			303 266 600 001			27.0	10.0	75	1800		303 460 300 107		only possible with push button for PDC shut-off	S	CAN	--	--	--	--	H	60	B	
													303 460 300 113		only possible with push button for PDC shut-off	S	CAN	--	--	D	L1	H	60	B
BMW 3 Series Gran Turismo F34 exc. M3, fits M Sport BMW recommend fitting a heat shield for the detachable mechanism on petrol engines only - Order mounting bracket 303352613001 and heat shield separately from BMW dealers.	06/13-			303 366 600 001		60	19.0	10.2	75	1800		303 352 300 107		04/14- only possible with push button for PDC shut-off	S	CAN	--	--	--	--	H	60	B	
													303 352 300 113		04/14- only possible with push button for PDC shut-off	S	CAN	--	--	D	L1	H	60	B
													303 460 300 107		-03/14 only possible with push button for PDC shut-off	S	CAN	--	--	--	--	H	60	B
														303 460 300 113		-03/14 only possible with push button for PDC shut-off	S	CAN	--	--	D	L1	H	60
BMW 3 Series Saloon E46 exc. M3	04/98-03/05			303 153 600 001	→ 	150	15.6	9.9	75	1940		303 140 300 107	→		S	FRE	--	E	--	--	V	105	L	
													303 140 300 113			S	FRE	--	E	D	L1	V	105	L
		KIT		303 153 900 113	→ 	150	17.6	9.9	75	1940		included in the KIT			S	FRE	--	E	D	L1	V	105	L	
BMW 3 Series Saloon E46 (E46/2) steel construction exc. M3 Please order separately cover for bumper cutout at BMW dealer's, BMW no.: model -09/01: 5112 8238 819, model 09/01 -: 5112 7045 526	04/98-03/05			303 230 600 001		150	17.0	9.9	75	1940		303 140 300 107	→		S	FRE	--	E	--	--	V	105	L	
													303 140 300 113			S	FRE	--	E	D	L1	V	105	L
		KIT		303 230 900 113		150	19.0	9.9	75	1940		included in the KIT			S	FRE	--	E	D	L1	V	105	L	









BMW 3 Series Saloon E90 exc. M3, fits M Sport angular position of the towball, receptor tube is not in centre With vehicles year of construction 03/05 the fixed towbar attachment bolts on the vehicle must be changed at a BMW garage. For models 335i and 335td and/or vehicles with turbocharger please order extra carriers for exhaust, order no. 303240600015	03/05-01/12		303 330 600 001			75	25.5	10.0	75	1800		303 460 300 107	only possible with push button for PDC shut-off	S	CAN	--	--	--	--	H	60	B
												303 460 300 113	only possible with push button for PDC shut-off	S	CAN	--	--	D	L1	H	60	B
												included in the KIT	only possible with push button for PDC shut-off	S	CAN	--	--	D	L1	H	60	B
BMW 3 Series Saloon E90 exc. M3, fits M Sport angular position of the towball exc. 335i and 335td and/or vehicles with turbocharger With vehicles year of construction 03/05 the fixed towbar attachment bolts on the vehicle must be changed at a BMW garage.	03/05-01/12		303 331 600 001			75	27.0	10.0	75	1800		303 460 300 107	only possible with push button for PDC shut-off	S	CAN	--	--	--	--	H	60	B
												303 460 300 113	only possible with push button for PDC shut-off	S	CAN	--	--	D	L1	H	60	B
												included in the KIT	only possible with push button for PDC shut-off	S	CAN	--	--	D	L1	H	60	B
BMW 3 Series Saloon F30 exc. M3, fits M Sport	02/12-		303 351 600 001			60	21.0	10.0	75	1800		303 352 300 107	03/14- only possible with push button for PDC shut-off	S	CAN	--	--	--	--	H	60	B
												303 352 300 113	03/14- only possible with push button for PDC shut-off	S	CAN	--	--	D	L1	H	60	B
												303 460 300 107	-03/14 only possible with push button for PDC shut-off	S	CAN	--	--	--	--	H	60	B
												303 460 300 113	-03/14 only possible with push button for PDC shut-off	S	CAN	--	--	D	L1	H	60	B
BMW 3 Series Saloon F30 exc. M3, fits M Sport BMW recommend fitting a heat shield for the detachable mechanism on petrol engines only - Order mounting bracket 303352613001 and heat shield separately from BMW dealers.	02/12-		303 352 600 001			60	21.5	10.0	75	1800		303 352 300 107	03/14- only possible with push button for PDC shut-off	S	CAN	--	--	--	--	H	60	B
												303 352 300 113	03/14- only possible with push button for PDC shut-off	S	CAN	--	--	D	L1	H	60	B
												303 460 300 107	-03/14 only possible with push button for PDC shut-off	S	CAN	--	--	--	--	H	60	B
												303 460 300 113	-03/14 only possible with push button for PDC shut-off	S	CAN	--	--	D	L1	H	60	B







BMW

BMW 3 Series Saloon F30 exc. M3, fits M Sport	02/12-03/14	KIT		303 351 900 113			60	23.0	10.0	75	1800		included in the KIT		-03/14 only possible with push button for PDC shut-off	S	CAN	--	--	D	L1	H	60	B
BMW 3 Series Saloon F30 exc. M3, fits M Sport BMW recommend fitting a heat shield for the detachable mechanism on petrol engines only - Order mounting bracket 303352613001 and heat shield separately from BMW dealers.	02/12-03/14	KIT		303 352 900 113			60	23.5	10.0	75	1800		included in the KIT		-03/14 only possible with push button for PDC shut-off	S	CAN	--	--	D	L1	H	60	B
BMW 3 Series Saloon F30 exc. M3, fits M Sport	03/14-	KIT		303 361 900 113			60	23.0	10.0	75	1800		included in the KIT		03/14- only possible with push button for PDC shut-off	S	CAN	--	--	D	L1	H	60	B
BMW 3 Series Saloon F30 exc. M3, fits M Sport BMW recommend fitting a heat shield for the detachable mechanism on petrol engines only - Order mounting bracket 303352613001 and heat shield separately from BMW dealers.	03/14-	KIT		303 362 900 113			60	23.5	10.0	75	1800		included in the KIT		03/14- only possible with push button for PDC shut-off	S	CAN	--	--	D	L1	H	60	B
BMW 3 Series Touring E46 (E46/3)	99-09/05			303 164 600 001		150	15.7	9.9	75	1940		303 140 300 107	→			S	FRE	--	E	--	--	V	105	L
												303 140 300 113				S	FRE	--	E	D	L1	V	105	L
		KIT		303 164 900 113		150	17.7	9.9	75	1940		included in the KIT				S	FRE	--	E	D	L1	V	105	L
BMW 3 Series Touring E46 (E46/3) fits M-Sport Please order separately cover for bumper cutout at BMW dealer' s, BMW no. 5112 8227 569.	99-09/05			303 232 600 001		150	17.0	9.9	75	1940		303 140 300 107	→			S	FRE	--	E	--	--	V	105	L
												303 140 300 113				S	FRE	--	E	D	L1	V	105	L
		KIT		303 232 900 113		150	19.0	9.9	75	1940		included in the KIT				S	FRE	--	E	D	L1	V	105	L














BMW 3 Series Touring E91 inc. M Sport, exc. M3 angular position of the towball, receptor tube is not in centre For models 335i and 335td and/or vehicles with turbocharger please order extra carriers for exhaust, order no. 303240600015	09/05-08/12		303 330 600 001			75	25.5	10.0	75	1800		303 460 300 107	only possible with push button for PDC shut-off	S	CAN	--	--	--	--	H	60	B
												303 460 300 113	only possible with push button for PDC shut-off	S	CAN	--	--	D	L1	H	60	B
												included in the KIT	only possible with push button for PDC shut-off	S	CAN	--	--	D	L1	H	60	B
BMW 3 Series Touring E91 exc. M Sport, exc. M3 angular position of the towball exc. 335i and 335td and/or vehicles with turbocharger	09/05-08/12		303 331 600 001			75	27.0	10.0	75	1800		303 460 300 107	only possible with push button for PDC shut-off	S	CAN	--	--	--	--	H	60	B
												303 460 300 113	only possible with push button for PDC shut-off	S	CAN	--	--	D	L1	H	60	B
												included in the KIT	only possible with push button for PDC shut-off	S	CAN	--	--	D	L1	H	60	B
BMW 3 Series Touring F31 exc. M3, fits M Sport	09/12-		303 351 600 001			60	21.0	10.0	75	1800		303 352 300 107	03/14- only possible with push button for PDC shut-off	S	CAN	--	--	--	--	H	60	B
												303 352 300 113	03/14- only possible with push button for PDC shut-off	S	CAN	--	--	D	L1	H	60	B
												303 460 300 107	-03/14 only possible with push button for PDC shut-off	S	CAN	--	--	--	--	H	60	B
												303 460 300 113	-03/14 only possible with push button for PDC shut-off	S	CAN	--	--	D	L1	H	60	B
BMW 3 Series Touring F31 exc. M3, fits M Sport BMW recommend fitting a heat shield for the detachable mechanism on petrol engines only - Order mounting bracket 303352613001 and heat shield separately from BMW dealers.	09/12-		303 352 600 001			60	21.5	10.0	75	1800		303 352 300 107	03/14- only possible with push button for PDC shut-off	S	CAN	--	--	--	--	H	60	B
												303 352 300 113	03/14- only possible with push button for PDC shut-off	S	CAN	--	--	D	L1	H	60	B
												303 460 300 107	-03/14 only possible with push button for PDC shut-off	S	CAN	--	--	--	--	H	60	B
												303 460 300 113	-03/14 only possible with push button for PDC shut-off	S	CAN	--	--	D	L1	H	60	B

BMW

BMW 3 Series Touring F31 exc. M3, fits M Sport	09/12-03/14	KIT 	303 351 900 113			60	23.0	10.0	75	1800		included in the KIT		-03/14 only possible with push button for PDC shut-off	S	CAN	--	--	D	L1	H	60	B
BMW 3 Series Touring F31 exc. M3, fits M Sport BMW recommend fitting a heat shield for the detachable mechanism on petrol engines only - Order mounting bracket 303352613001 and heat shield separately from BMW dealers.	09/12-03/14	KIT 	303 352 900 113			60	23.5	10.0	75	1800		included in the KIT		-03/14 only possible with push button for PDC shut-off	S	CAN	--	--	D	L1	H	60	B
BMW 3 Series Touring F31 exc. M3, fits M Sport	03/14-	KIT 	303 361 900 113			60	23.0	10.0	75	1800		included in the KIT		03/14- only possible with push button for PDC shut-off	S	CAN	--	--	D	L1	H	60	B
BMW 3 Series Touring F31 exc. M3, fits M Sport BMW recommend fitting a heat shield for the detachable mechanism on petrol engines only - Order mounting bracket 303352613001 and heat shield separately from BMW dealers.	03/14-	KIT 	303 362 900 113			60	23.5	10.0	75	1800		included in the KIT		03/14- only possible with push button for PDC shut-off	S	CAN	--	--	D	L1	H	60	B
BMW 4 Series Convertible F33 fits M Sport	03/14-			303 351 600 001			60	21.0	10.0	75	1800	303 352 300 107	only possible with push button for PDC shut-off	S	CAN	--	--	--	--	H	60	B	
												303 352 300 113	only possible with push button for PDC shut-off	S	CAN	--	--	D	L1	H	60	B	
		KIT 	303 361 900 113			60	23.0	10.0	75	1800		included in the KIT		only possible with push button for PDC shut-off	S	CAN	--	--	D	L1	H	60	B
BMW 4 Series Convertible F33 fits M Sport BMW recommend fitting a heat shield for the detachable mechanism on petrol engines only - Order mounting bracket 303352613001 and heat shield separately from BMW dealers.	03/14-			303 352 600 001			60	21.5	10.0	75	1800	303 352 300 107	only possible with push button for PDC shut-off	S	CAN	--	--	--	--	H	60	B	
												303 352 300 113	only possible with push button for PDC shut-off	S	CAN	--	--	D	L1	H	60	B	
		KIT 	303 362 900 113			60	23.5	10.0	75	1800		included in the KIT		only possible with push button for PDC shut-off	S	CAN	--	--	D	L1	H	60	B























BMW 4 Series Coupé F32 fits M Sport	10/13-		303 351 600 001			60	21.0	10.0	75	1800		303 352 300 107	03/14- only possible with push button for PDC shut-off	S	CAN	--	--	--	--	H	60	B
												303 352 300 113	03/14- only possible with push button for PDC shut-off	S	CAN	--	--	D	L1	H	60	B
												303 460 300 107	-03/14 only possible with push button for PDC shut-off	S	CAN	--	--	--	--	H	60	B
												303 460 300 113	-03/14 only possible with push button for PDC shut-off	S	CAN	--	--	D	L1	H	60	B
BMW 4 Series Coupé F32 fits M Sport BMW recommend fitting a heat shield for the detachable mechanism on petrol engines only - Order mounting bracket 303352613001 and heat shield separately from BMW dealers.	10/13-		303 352 600 001			60	21.5	10.0	75	1800		303 352 300 107	03/14- only possible with push button for PDC shut-off	S	CAN	--	--	--	--	H	60	B
												303 352 300 113	03/14- only possible with push button for PDC shut-off	S	CAN	--	--	D	L1	H	60	B
												303 460 300 107	-03/14 only possible with push button for PDC shut-off	S	CAN	--	--	--	--	H	60	B
												303 460 300 113	-03/14 only possible with push button for PDC shut-off	S	CAN	--	--	D	L1	H	60	B
BMW 4 Series Coupé F32 fits M Sport	10/13-03/14	KIT 	303 351 900 113			60	23.0	10.0	75	1800		included in the KIT	-03/14 only possible with push button for PDC shut-off	S	CAN	--	--	D	L1	H	60	B
BMW 4 Series Coupé F32 fits M Sport BMW recommend fitting a heat shield for the detachable mechanism on petrol engines only - Order mounting bracket 303352613001 and heat shield separately from BMW dealers.	10/13-03/14	KIT 	303 352 900 113			60	23.5	10.0	75	1800		included in the KIT	-03/14 only possible with push button for PDC shut-off	S	CAN	--	--	D	L1	H	60	B
BMW 4 Series Coupé F32 fits M Sport	03/14-	KIT 	303 361 900 113			60	23.0	10.0	75	1800		included in the KIT	03/14- only possible with push button for PDC shut-off	S	CAN	--	--	D	L1	H	60	B
BMW 4 Series Coupé F32 fits M Sport BMW recommend fitting a heat shield for the detachable mechanism on petrol engines only - Order mounting bracket 303352613001 and heat shield separately from BMW dealers.	03/14-	KIT 	303 362 900 113			60	23.5	10.0	75	1800		included in the KIT	03/14- only possible with push button for PDC shut-off	S	CAN	--	--	D	L1	H	60	B

















BMW















BMW 4 Series Gran Coupé F36 fits M Sport	06/14-		303 351 600 001			60	21.0	10.0	75	1800		303 352 300 107	only possible with push button for PDC shut-off	S	CAN	--	--	--	--	H	60	B
												303 352 300 113	only possible with push button for PDC shut-off	S	CAN	--	--	D	L1	H	60	B
		KIT		303 361 900 113			60	23.0	10.0	75	1800		included in the KIT	only possible with push button for PDC shut-off	S	CAN	--	--	D	L1	H	60
BMW 4 Series Gran Coupé F36 fits M Sport BMW recommend fitting a heat shield for the detachable mechanism on petrol engines only - Order mounting bracket 303352613001 and heat shield separately from BMW dealers.	06/14-		303 352 600 001			60	21.5	10.0	75	1800		303 352 300 107	only possible with push button for PDC shut-off	S	CAN	--	--	--	--	H	60	B
												303 352 300 113	only possible with push button for PDC shut-off	S	CAN	--	--	D	L1	H	60	B
		KIT		303 362 900 113			60	23.5	10.0	75	1800		included in the KIT	only possible with push button for PDC shut-off	S	CAN	--	--	D	L1	H	60
BMW 5 Series Gran Turismo F07 Please order additionally lower part of the bumper at BMW dealer.	09/09-07/13		303 336 600 001			90	17.0	11.9	100	2100		303 460 300 107	only possible with push button for PDC shut-off	S	CAN	--	--	--	--	H	60	B
												303 460 300 113	only possible with push button for PDC shut-off	S	CAN	--	--	D	L1	H	60	B
BMW 5 Series Gran Turismo F07 facelift Please order additionally lower part of the bumper at BMW dealer.	07/13-		303 370 600 001			90	17.0	11.9	100	2100		303 352 300 107	03/14- only possible with push button for PDC shut-off	S	CAN	--	--	--	--	H	60	B
												303 352 300 113	03/14- only possible with push button for PDC shut-off	S	CAN	--	--	D	L1	H	60	B
													303 460 300 113	-0314 only possible with push button for PDC shut-off	S	CAN	--	--	D	L1	H	60
BMW 5 Series Gran Turismo F07 facelift Please order additionally lower part of the bumper at BMW dealer.	03/14-	KIT		303 370 900 113		90	19.0	11.9	100	2100		included in the KIT	03/14- only possible with push button for PDC shut-off	S	CAN	--	--	D	L1	H	60	B
BMW 5 Series Saloon E39	12/95-07/03		303 134 600 001			>150	13.7	11.4	90	2200		300 078 300 113	10/00-	--	FRE	--	--	D1	L1	V		B
												303 124 300 113	 -09/00	S	FRE	--	E	D1	L1	V	90	B

BMW 5 Series Saloon E39 steel construction exc. M5 Please order separately cover for bumper cutout at BMW dealer's, BMW no. 5112 8219 106.	12/95-07/03		303 228 600 001		>150	17.5	11.4	90	2200		300 078 300 113	10/00-	--	FRE	--	--	D1	L1	V		B
											303 124 300 113		-09/00	S	FRE	--	E	D1	L1	V	90
BMW 5 Series Saloon E60 exc. M5, inc. vehicles with sport equipment	07/03-02/10		303 212 600 001		150	16.5	11.4	90	2200		303 460 300 107	-07/13 only possible with push button for PDC shut-off	S	CAN	--	--	--	--	H	60	B
											303 460 300 113	-07/13 only possible with push button for PDC shut-off	S	CAN	--	--	D	L1	H	60	B
		KIT		303 212 900 113		150	18.5	11.4	90	2200		included in the KIT	-07/13 only possible with push button for PDC shut-off	S	CAN	--	--	D	L1	H	60
BMW 5 Series Saloon E60 exc. M5, only for vehicles with sport equipment Please order separately cover for bumper cutout 5112 7120 005 at BMW dealer's.	07/03-02/10		303 235 600 001		150	20.0	11.4	90	2200		303 460 300 107	-07/13 only possible with push button for PDC shut-off	S	CAN	--	--	--	--	H	60	B
											303 460 300 113	-07/13 only possible with push button for PDC shut-off	S	CAN	--	--	D	L1	H	60	B
		KIT		303 235 900 113		150	22.0	11.4	90	2200		included in the KIT	-07/13 only possible with push button for PDC shut-off	S	CAN	--	--	D	L1	H	60
BMW 5 Series Saloon E60 exc. M5, exc. vehicles with sport equipment	07/03-02/10		303 294 600 001		100	20.0	11.4	90	2200		303 460 300 107	-07/13 only possible with push button for PDC shut-off	S	CAN	--	--	--	--	H	60	B
											303 460 300 113	-07/13 only possible with push button for PDC shut-off	S	CAN	--	--	D	L1	H	60	B
		KIT		303 294 900 113		100	22.0	11.4	90	2200		included in the KIT	-07/13 only possible with push button for PDC shut-off	S	CAN	--	--	D	L1	H	60





















BMW

BMW 5 Series Saloon F10 fits M-Sport	03/10-			303 397 600 001		45	23.0	11.8	100	2200		303 352 300 107	07/13- only possible with push button for PDC shut-off	S	CAN	--	--	--	--	H	60	B
				303 398 600 001		45	28.0	11.8	100	2200		303 352 300 113	07/13- only possible with push button for PDC shut-off	S	CAN	--	--	D	L1	H	60	B
												303 460 300 107	-07/13 only possible with push button for PDC shut-off	S	CAN	--	--	--	--	H	60	B
												303 460 300 113	-07/13 only possible with push button for PDC shut-off	S	CAN	--	--	D	L1	H	60	B
BMW 5 Series Saloon F10 fits M-Sport	03/10-07/13	KIT		303 337 900 113		45	25.0	11.8	100	2200		included in the KIT	-07/13 only possible with push button for PDC shut-off	S	CAN	--	--	D	L1	H	60	B
				303 338 900 113		45	30.0	11.8	100	2200												
BMW 5 Series Saloon F10 fits M-Sport	07/13-	KIT		303 370 900 113		90	19.0	11.9	100	2100		included in the KIT	07/13- only possible with push button for PDC shut-off	S	CAN	--	--	D	L1	H	60	B
BMW 5 Series Touring E39/2 inc. vehicles with BMW-sport-equipment	03/97-06/04			303 151 600 001		>150	15.2	11.4	90	2200		303 123 300 113		S	FRE	--	E	D1	L1	V	90	B
			KIT		303 151 900 113		>150	17.2	11.4	90	2200		included in the KIT		S	FRE	--	E	D1	L1	V	90
BMW 5 Series Touring E39/2 steel construction inc. vehicles with BMW sport equipment Please order separately cover for bumper cutout at BMW dealer's, BMW no. 5112 8221 586.	03/97-06/04			303 229 600 001		>150	17.5	11.4	90	2200		303 123 300 113		S	FRE	--	E	D1	L1	V	90	B
			KIT		303 229 900 113		>150	19.5	11.4	90	2200		included in the KIT		S	FRE	--	E	D1	L1	V	90
BMW 5 Series Touring E61 exc. M5, inc. vehicles with sport equipment	07/04-09/10			303 212 600 001		150	16.5	11.4	90	2200		303 460 300 107	-07/13 only possible with push button for PDC shut-off	S	CAN	--	--	--	--	H	60	B
												303 460 300 113	-07/13 only possible with push button for PDC shut-off	S	CAN	--	--	D	L1	H	60	B
			KIT		303 212 900 113		150	18.5	11.4	90	2200		included in the KIT	-07/13 only possible with push button for PDC shut-off	S	CAN	--	--	D	L1	H	60

BMW 5 Series Touring E61 exc. M5, only for vehicles with sport equipment Please order separately cover for bumper cutout 5112 7126 377 at BMW dealer's.	07/04-09/10			303 235 600 001		150	20.0	11.4	90	2200		303 460 300 107	-07/13 only possible with push button for PDC shut-off	S	CAN	--	--	--	--	H	60	B
												303 460 300 113	-07/13 only possible with push button for PDC shut-off	S	CAN	--	--	D	L1	H	60	B
		KIT		303 235 900 113		150	22.0	11.4	90	2200		included in the KIT	-07/13 only possible with push button for PDC shut-off	S	CAN	--	--	D	L1	H	60	B
BMW 5 Series Touring E61 exc. M5, exc. vehicles with sport equipment	07/04-09/10			303 294 600 001		100	20.0	11.4	90	2200		303 460 300 107	-07/13 only possible with push button for PDC shut-off	S	CAN	--	--	--	--	H	60	B
												303 460 300 113	-07/13 only possible with push button for PDC shut-off	S	CAN	--	--	D	L1	H	60	B
		KIT		303 294 900 113		100	22.0	11.4	90	2200		included in the KIT	-07/13 only possible with push button for PDC shut-off	S	CAN	--	--	D	L1	H	60	B
BMW 5 Series Touring F11 fits M-Sport	09/10-			303 397 600 001		45	23.0	11.8	100	2200		303 352 300 107	07/13- only possible with push button for PDC shut-off	S	CAN	--	--	--	--	H	60	B
				303 398 600 001		45	28.0	11.8	100	2200		303 352 300 113	07/13- only possible with push button for PDC shut-off	S	CAN	--	--	D	L1	H	60	B
												303 460 300 107	-07/13 only possible with push button for PDC shut-off	S	CAN	--	--	--	--	H	60	B
												303 460 300 113	-07/13 only possible with push button for PDC shut-off	S	CAN	--	--	D	L1	H	60	B
BMW 5 Series Touring F11 fits M-Sport	09/10-07/13	KIT		303 337 900 113		45	25.0	11.8	100	2200		included in the KIT	-07/13 only possible with push button for PDC shut-off	S	CAN	--	--	D	L1	H	60	B
		KIT		303 338 900 113		45	30.0	11.8	100	2200												
BMW 5 Series Touring F11 fits M-Sport	07/13-	KIT		303 370 900 113		90	19.0	11.9	100	2100		included in the KIT	07/13- only possible with push button for PDC shut-off	S	CAN	--	--	D	L1	H	60	B
BMW 6 Series is not permitted to tow by manufacturer.																						

BMW X3 Depending upon equipment partial cutout + cover is necessary. Please order separately with the BMW dealer.	01/04-11/10			303 304 600 001			21.0	12.6	100	2200		303 189 300 113			S	FRE	--	E	D	L1	V	120	B
		KIT		303 304 900 113			23.0	12.6	100	2200		included in the KIT			S	FRE	--	E	D	L1	V	120	B
BMW X3	01/04-11/10			303 327 600 001			16.0	10.9	85	2000		303 189 300 113			S	FRE	--	E	D	L1	V	120	B
		KIT		303 327 900 113			18.0	10.9	85	2000		included in the KIT			S	FRE	--	E	D	L1	V	120	B
BMW X3 F25 exc. M-Sport	11/10-			303 339 600 001		60	20.0	12.0	100	2400		303 352 300 107	10/14- only possible with push button for PDC shut-off	S	CAN	--	--	--	--	H	60	B	
											303 352 300 113	10/14- only possible with push button for PDC shut-off	S	CAN	--	--	D	L1	H	60	B		
												303 460 300 107	-09/14 only possible with push button for PDC shut-off	S	CAN	--	--	--	--	H	60	B	
												303 460 300 113	-09/14 only possible with push button for PDC shut-off	S	CAN	--	--	D	L1	H	60	B	
BMW X3 F25 inc. M-Sport	11/10-			303 404 600 001		60	21.0	12.6	100	2400		303 352 300 107	10/14- only possible with push button for PDC shut-off	S	CAN	--	--	--	--	H	60	B	
											303 352 300 113	10/14- only possible with push button for PDC shut-off	S	CAN	--	--	D	L1	H	60	B		
												303 460 300 107	-09/14 only possible with push button for PDC shut-off	S	CAN	--	--	--	--	H	60	B	
												303 460 300 113	-09/14 only possible with push button for PDC shut-off	S	CAN	--	--	D	L1	H	60	B	
BMW X3 F25 exc. M-Sport	11/10-09/14	KIT		303 339 900 113		60	22.0	12.0	100	2400		included in the KIT	-09/14 only possible with push button for PDC shut-off	S	CAN	--	--	D	L1	H	60	B	
BMW X3 F25 inc. M-Sport	11/10-09/14	KIT		303 340 900 113		60	23.0	12.0	100	2400		included in the KIT	-09/14 only possible with push button for PDC shut-off	S	CAN	--	--	D	L1	H	60	B	

























BMW

BMW X3 F25 inc. M-Sport	10/14-	KIT		303 404 900 113		60	23.0	12.6	100	2400		included in the KIT		10/14- only possible with push button for PDC shut-off	S	CAN	--	--	D	L1	H	60	B
BMW X4 F26 exc. M-Sport	06/14-			303 404 600 001		60	21.0	12.6	100	2400		303 352 300 107		only possible with push button for PDC shut-off	S	CAN	--	--	--	--	H	60	B
												303 352 300 113		only possible with push button for PDC shut-off	S	CAN	--	--	D	L1	H	60	B
BMW X4 F26	06/14-	KIT		303 404 900 113		60	23.0	12.6	100	2400		included in the KIT		only possible with push button for PDC shut-off	S	CAN	--	--	D	L1	H	60	B
BMW X5 E53 inc. M-Sport No towbar can be mounted on vehicles with US-specification.	06/00-12/06			303 207 600 001			34.0	15.5	150	3500		303 137 300 113		for prepared vehicles	S	FRE	--	E	D	--	H	30	B
												KIT		303 207 900 113			36.0	15.5	150	3500		included in the KIT	
BMW X5 E70 fits X5 M Sport package	01/07-			303 368 600 001		90	26.5	16.0	150	3500		303 368 300 113		12/13- exc. X5M motors	S	CAN	--	E	D	L1	H	45	B
												303 451 300 107		-11/13 exc. X5M motors	S	CAN	--	E	--	--	H	45	B
												303 451 300 113		-11/13 exc. X5M motors	S	CAN	--	E	D	L1	H	45	B
BMW X5 E70 inc. X5 M-Sport package	01/07-11/13	KIT		303 273 900 113		60	31.0	15.5	150	3500		included in the KIT		-11/13 exc. X5M motors	S	CAN	--	E	D	L1	H	45	B
BMW X5 F15 inc. M-Sport	11/13-	KIT		303 368 900 113		90	28.5	16.0	150	3500		included in the KIT		12/13- exc. X5M motors	S	CAN	--	E	D	L1	H	45	B
BMW X5 F15 inc. M-Sport package	11/13-			303 368 600 001		90	26.5	16.0	150	3500		303 368 300 113		12/13- exc. X5M motors	S	CAN	--	E	D	L1	H	45	B
BMW X6 inc. X6M Hybrid models are not permitted to tow by manufacturer. Please order separately cover for bumper cutout at BMW dealers.	05/08-12/14			303 290 600 001			31.5	16.0	140	3500		303 451 300 107		exc. X6M motors	S	CAN	--	E	--	--	H	45	B
												303 451 300 113		exc. X6M motors	S	CAN	--	E	D	L1	H	45	B
		KIT		303 290 900 113			33.5	16.0	140	3500		included in the KIT		exc. X6M motors	S	CAN	--	E	D	L1	H	45	B





























BMW X6 F16	12/14-			303 368 600 001		90	26.5	16.0	150	3500		303 368 300 113		exc. X6M motors	S	CAN	--	E	D	L1	H	45	B
		KIT		303 368 900 113		90	28.5	16.0	150	3500		included in the KIT		exc. X6M motors	S	CAN	--	E	D	L1	H	45	B








Cadillac

Cadillac SRX	04-10		342 140 600 001		90	28.0	13.7	100	2500		300 210 300 107				--	A	--	--	--	--	V	90	B
											300 210 300 113				--	A	--	E	D1	L1	V	90	B




























Chevrolet Aveo 3/5 doors	08-07/11			342 143 600 001			75	19.0	6.5	50	1100		300 072 300 107			--	FRE	--	--	--	--	V		B	
														300 072 300 113			--	FRE	--	--	D1	L1	V		B
Chevrolet Aveo Hatchback	07/11-			342 182 600 001			45	19.0	6.6	44	1100		314 386 300 107			S	CAN	--	E	--	--	V	90	B	
				342 183 600 001			45	21.0	6.6	44	1100		314 386 300 113			S	CAN	--	E	D	L1	V	90	B	
			KIT		342 182 900 113			45	21.0	6.6	44	1100		included in the KIT			S	CAN	--	E	D	L1	V	90	B
			KIT		342 183 900 113			45	23.0	6.6	44	1100						S	CAN	--	E	D	L1	V	90
Chevrolet Aveo Saloon	07/11-			342 187 600 001			45	19.0	6.8	50	1100		314 386 300 107			S	CAN	--	E	--	--	V	90	B	
				342 188 600 001			45	21.0	6.8	50	1100		314 386 300 113			S	CAN	--	E	D	L1	V	90	B	
			KIT		342 187 900 113			45	21.0	6.8	50	1100		included in the KIT			S	CAN	--	E	D	L1	V	90	B
			KIT		342 188 900 113			45	23.0	6.8	50	1100						S	CAN	--	E	D	L1	V	90
Chevrolet Captiva (S3X)	06/06-			342 216 600 001			90	20.0	12.3	150	2500		342 027 300 113		for vehicles with preparation	S	FRE	--	E1	D	L1		30	B	
				342 217 600 001			90	21.5	12.3	150	2500		342 033 300 107		05/13-	S	A	--	--	--	--		90	B	
													342 033 300 113		05/13-	S	A	--	--	D	L1		90	B	
														349 025 300 113		-05/13	S	A	--	E	D1	L1	V	90	B
Chevrolet Captiva (S3X)	06/06-05/13	KIT		349 024 900 113			90	22.0	12.3	150	2500		included in the KIT			S	A	--	E	D1	L1	V	90	B	
				349 025 900 113			90	23.5	12.4	150	2500						S	A	--	E	D1	L1	V	90	B




Chevrolet

Chevrolet Captiva (S3X)	05/13-	KIT		342 216 900 113		90	21.0	12.3	150	2500	included in the KIT	05/13-	S	A	--	--	D	L1	90	B	
		KIT		342 217 900 113		90	22.5	12.3	150	2500											
Chevrolet Cruze 4 doors Saloon	05/09-			314 373 600 001		60	23.0	9.6	75	1800	314 386 300 107		S	CAN	--	E	--	--	V	90	B
				314 372 600 001		60	23.0	9.6	75	1800	314 386 300 113										
		KIT		314 373 900 113		60	25.0	9.6	75	1800	included in the KIT										
		KIT		314 372 900 113		60	25.0	9.6	75	1800											
Chevrolet Cruze 5 doors Hatchback	07/11-			314 418 600 001		60	22.0	7.5	75	1200	314 386 300 107		S	CAN	--	E	--	--	V	90	B
				314 416 600 001		60	22.5	7.5	75	1200	314 386 300 113										
		KIT		314 418 900 113		60	24.0	7.5	75	1200	included in the KIT										
		KIT		314 416 900 113		60	24.5	7.5	75	1200											
Chevrolet Cruze Estate/Station Wagon	06/12-			314 469 600 001		60		9.6	75	1200	314 386 300 107		S	CAN	--	E	--	--	V	90	B
				314 470 600 001		60		9.6	75	1200	314 386 300 113										
		KIT		314 469 900 113		60		9.6	75	1200	included in the KIT										
		KIT		314 470 900 113		60		9.6	75	1200											





















Chevrolet Kalos 3/5 doors	03-		342 143 600 001	→ 	75	19.0	6.5	50	1100	300 061 300 107			--	C2	--	--	--	--	V	B			
Chevrolet Lacetti (KLAN)	04-		342 148 600 001	→	90	19.0	7.7	65	1400	300 061 300 107			--	C2	--	--	--	--	V	B			
Chevrolet Matiz exc. vehicles with 0,8 l motor	05-		342 146 600 001	→ 	90	17.0	4.6	45	700	300 061 300 107			--	C2	--	--	--	--	V	B			
Chevrolet Nubira Estate	09/04-		342 150 600 001	→	<150	21.0	8.4	70	1500	300 061 300 107			--	C2	--	--	--	--	V	B			
Chevrolet Nubira Saloon (KLAN)	03/03-		342 148 600 001	→	90	19.0	7.7	65	1400	300 061 300 107			--	C2	--	--	--	--	V	B			
Chevrolet Orlando	01/11-		314 460 600 001		60	23.0	9.9	75	1600	314 386 300 107			S	CAN	--	E	--	--	V	90	B		
																			S	CAN	--	E	D
Chevrolet Trax	03/13-		314 511 600 001		60	21.5	8.6	75	1400	314 386 300 107			S	CAN	--	E	--	--	V	90	B		
																			S	CAN	--	E	D
		KIT		314 496 900 113	→ 		60	23.0	7.5	75	1200	included in the KIT			S	CAN	--	E	D	L1	V	90	B

















Chrysler





















Chrysler 300 C Estate	04-11/11		342 152 600 001		60	21.0	11.0	80	2000	300 210 300 107	--	A	--	--	--	--	V	90	B	
				342 189 600 001		60	21.0	11.0	80	2000	300 210 300 113	--	A	--	E	D1	L1	V	90	B
Chrysler 300 C Saloon	04-11/11		342 152 600 001		60	21.0	11.0	80	2000	300 210 300 107	--	A	--	--	--	--	V	90	B	
				342 189 600 001		60	21.0	11.0	80	2000	300 210 300 113	--	A	--	E	D1	L1	V	90	B
Chrysler 300 C Saloon	11/11-		306 390 600 001	→ 	90	18.0	11.8	80	2000	300 078 300 113	--	FRE	--	--	D1	L1	V		B	
				306 391 600 001		90	18.0	11.8	80		2000									
		KIT		306 390 900 113	→ 	90	20.0	11.8	80	2000	included in the KIT	--	FRE	--	--	D1	L1	V		B
				306 391 900 113		90	20.0	11.8	80	2000										
Chrysler Grand Voyager RT	01/08-		342 124 600 001		120	31.0	10.0	85	1700	300 065 300 005	--	--	--	E1	--	--	H	15	B	
				342 125 600 001		120	31.0	10.4	85	1700	300 210 300 107	--	A	--	--	--	--	V	90	B
											300 210 300 113	--	A	--	E	D1	L1	V	90	B
Chrysler PT Cruiser inc. Convertible	00-		342 154 600 001		120	24.0	7.4	80	1200	300 210 300 113	--	A	--	E	D1	L1	V	90	B	
Chrysler Sebring (JS) exc. convertible	01/07-		342 128 600 001		150	23.0	8.8	85	1500	300 210 300 113	--	A	--	E	D1	L1	V	90	B	
Chrysler Voyager Stow 'n Go	02/05-01/08		342 156 600 001		120	31.0	10.2	85	1700	300 065 300 005	--	--	--	E1	--	--	H	15	B	
				342 157 600 001	→ 	120	31.0	10.2	85	1700	300 210 300 107	--	A	--	--	--	--	V	90	B
											300 210 300 113	--	A	--	E	D1	L1	V	90	B

Chrysler Ypsilon	07/11		306 385 600 001		60	19.0	6.1	70	1000	306 383 300 113			S	FRE	--		D1	--	V	105
------------------	-------	---	-----------------	---	----	------	-----	----	------	-----------------	---	--	---	-----	----	--	----	----	---	-----

























Citroën





































Citroën Berlingo van, minibus Multispace	11/96-04/08			304 054 600 001		90	14.8	7.8	70	1350		304 054 300 113			S	FRE	--	E1	D1	--	V	75	L
		KIT		304 054 900 113		90	16.8	7.8	70	1350		included in the KIT			S	FRE	--	E1	D1	--	V	75	L
Citroën Berlingo First	04/08-			304 054 600 001		90	14.8	7.8	70	1350		304 054 300 113			S	FRE	--	E1	D1	--	V	75	L
Citroën Berlingo First	04/08-11/11	KIT		304 054 900 113		90	16.8	7.8	70	1350		included in the KIT			S	FRE	--	E1	D1	--	V	75	L
Citroën Berlingo L1 short wheelbase, vehicle length = 4380 mm fits Multispace, inc. Berlingo E- Car	04/08-			304 091 600 001		90	15.0	8.7	64	1600		304 400 300 107	-11/11OPR 12775	S	CAN	C1	E	--	--	H	105	B	
				304 092 600 001		90	19.0	8.7	64	1600		304 400 300 113	-11/11 OPR12775	S	CAN	C1	E	D	L1	H	105	B	
												304 402 300 107	11/11-OPR 12776	S	CAN	C1	E	--	--	V	105	B	
												304 402 300 113	11/11- OPR 12776	S	CAN	C1	E	D	L1	V	105	B	
Citroën Berlingo L1 short wheelbase, vehicle length = 4380 mm fits Multispace, inc. Berlingo E- Car	04/08-11/11	KIT		304 091 900 113		90	17.0	8.7	64	1600		included in the KIT	-11/11 OPR12775	S	CAN	C1	E	D	L1	H	105	B	
		KIT		304 092 900 113		90	21.0	8.7	64	1600													
Citroën Berlingo L2 long overhang, vehicle length = 4628 mm	04/08-			304 129 600 001		90	16.3	8.7	64	1600		304 400 300 107	-11/11OPR 12775	S	CAN	C1	E	--	--	H	105	B	
				304 131 600 001		90	19.0	8.7	64	1600		304 400 300 113	-11/11 OPR12775	S	CAN	C1	E	D	L1	H	105	B	
												304 402 300 107	11/11-OPR 12776	S	CAN	C1	E	--	--	V	105	B	
												304 402 300 113	11/11- OPR 12776	S	CAN	C1	E	D	L1	V	105	B	
Citroën Berlingo L2 long wheelbase, vehicle length = 4628 mm	04/08-11/11	KIT		304 129 900 113		90	18.3	8.7	64	1600		included in the KIT	-11/11 OPR12775	S	CAN	C1	E	D	L1	H	105	B	
		KIT		304 131 900 113		90	21.0	8.7	64	1600													
Citroën C Crosser	09/07-01/12			340 094 600 001		90	27.0	10.9	100	2000		340 075 300 113			S	FRE	--	E	D	L	H	75	B
		KIT		340 094 900 113		90	29.0	10.9	100	2000		included in the KIT			S	FRE	--	E	D	L	H	75	B

Citroën C1 This towbar can only be used in combination with load carriers/ cycle carriers! This vehicle is not homologated for towing trailers.	01/14		350 046 600 001			45	12.0		40				300 210 300 113			--	A	--	E	D1	L1	V	90	B											
Citroën C2	03-		304 110 600 001				18.0	4.0	25	565			300 072 300 107	-09/05	--	FRE	--	--	--	--	--	V		B											
													300 072 300 113	-09/05	--	FRE	--	--	D1	L1	V		B												
													304 402 300 107	09/05-	S	CAN	C1	E	--	--	V	105	B												
													304 402 300 113	09/05-	S	CAN	C1	E	D	L1	V	105	B												
Citroën C3	05/02-11/09		304 074 600 001			120	16.0	6.6	50	1100			300 072 300 107	-09/05	--	FRE	--	--	--	--	V		B												
													300 072 300 113	-09/05	--	FRE	--	--	D1	L1	V		B												
													304 402 300 107	09/05-	S	CAN	C1	E	--	--	V	105	B												
													304 402 300 113	09/05-	S	CAN	C1	E	D	L1	V	105	B												
Citroën C3 exc. vehicles with park distance control	01/10-		304 136 600 001			60	15.1	6.9	54	1225			304 402 300 107	09/05-	S	CAN	C1	E	--	--	V	105	B												
													304 402 300 113	09/05-	S	CAN	C1	E	D	L1	V	105	B												
Citroën C3	01/10-		304 136 900 113			60	17.0	6.9	54	1225			included in the KIT		S	CAN	C1	E	D	L1	V	105	B												
													KIT		304 137 600 001		60	16.4	6.9	54	1225			304 402 300 107	09/05-	S	CAN	C1	E	--	--	V	105	B	
KIT		304 137 900 113		60	18.4	6.9	54	1225			included in the KIT		S	CAN										C1	E	D	L1	V	105	B					
Citroën C3 Picasso	03/09-											304 127 600 001			60	15.2	7.3	61	1200			304 402 300 107		S	CAN	C1	E	--	--	V	105	B			
			304 139 600 001			60	15.2	7.3	61	1200														304 402 300 113		S	CAN	C1	E	D	L1	V	105	B	
		KIT																							304 127 900 113			60	17.2	7.3	61	1200			included in the KIT
		KIT		304 139 900 113			60	17.2	7.3	61												1200													included in the KIT

















Citröen C4 Grand Picasso	11/06-13		315 177 600 001		120	21.0	10.0	75	1550	304 401 300 107	-01/11 OPR < 12531	S	CAN	C1	E	--	--	H	105	B	
			315 178 600 001		90	22.5	9.7	80	1700	304 401 300 113	-01/11 OPR < 12531	S	CAN	C1	E	D	L1	H	105	B	
										315 109 300 107	01/11- OPR > 12530	S	CAN	C	E	--	--	V	105	B	
										315 109 300 113	01/11- OPR > 12530	S	CAN	C	E	D	L1	V	105	B	
Citröen C4 Grand Picasso	10/13-		304 151 600 001		90	21.0	9.5	75	1750	304 152 300 107		S	CAN	C	E	--	--	V	75	B	
			304 152 600 001		90	24.0	9.5	75	1750	304 152 300 113		S	CAN	C	E	D1	L1	V	75	B	
		KIT		304 151 900 113		90	21.0	9.5	75	1750	included in the KIT		S	CAN	C	E	D1	L1	V	75	B
			KIT		304 152 900 113		90	24.0	9.5	75		1750		S	CAN	C	E	D1	L1	V	75
Citröen C4 Saloon inc. Hatchback	11/04-11/10		315 108 600 001		60	19.0	9.1	80	1700	300 210 300 107	-01/07	--	A	--	--	--	--	V	90	B	
			315 109 600 001		60	21.0	9.1	80	1700	300 210 300 113	-01/07	--	A	--	E	D1	L1	V	90	B	
										304 402 300 107	01/07-	S	CAN	C1	E	--	--	V	105	B	
										304 402 300 113	01/07-	S	CAN	C1	E	D	L1	V	105	B	
Citröen C4 Saloon	11/10-		304 147 600 001		60	17.4	9.2	75	1550	304 144 300 113		S	CAN	C	E	D	L	V	90	B	
			304 148 600 001		60	19.0	9.2	75	1550			S	CAN	C	E	D	L	V	90	B	
		KIT		304 147 900 113		60	19.4	9.2	75	1550	included in the KIT		S	CAN	C	E	D	L	V	90	B
			KIT		304 148 900 113		60	21.0	9.2	75		1550		S	CAN	C	E	D	L	V	90









Citroën

Citroën C4 Picasso	11/06-01/11	KIT		304 099 900 113			60	24.0	9.7	75	1700		included in the KIT		-01/11 OPR < 12531	S	CAN	C1	E	D	L1	H	105	B
		KIT		304 100 900 113		60	24.7	9.7	80	1700														
Citroën C4 Picasso	11/06-13			315 177 600 001		120	21.0	10.0	75	1550		304 401 300 107	-01/11 OPR < 12531	S	CAN	C1	E	--	--	H	105	B		
				315 178 600 001		90	22.5	9.7	80	1700		304 401 300 113	-01/11 OPR < 12531	S	CAN	C1	E	D	L1	H	105	B		
												315 109 300 107	01/11- OPR > 12530	S	CAN	C	E	--	--	V	105	B		
												315 109 300 113	01/11- OPR > 12530	S	CAN	C	E	D	L1	V	105	B		
Citroën C4 Picasso	06/13-			304 151 600 001		90	21.0	9.5	75	1750		304 152 300 107		S	CAN	C	E	--	--	V	75	B		
				304 152 600 001		90	24.0	9.5	75	1750		304 152 300 113		S	CAN	C	E	D1	L1	V	75	B		
		KIT		304 151 900 113		90	21.0	9.5	75	1750		included in the KIT		S	CAN	C	E	D1	L1	V	75	B		
		KIT		304 152 900 113		90	24.0	9.5	75	1750														
Citroën C5 Estate	10/04-05/08			304 073 600 001	→	60	28.0	10.0	85	1800		300 210 300 107		--	A	--	--	--	--	V	90	B		
												300 210 300 113		--	A	--	E	D1	L1	V	90	B		
Citroën C5 Estate	05/08-			304 146 600 001		120	22.0	10.4	80	1900		304 400 300 107		S	CAN	C1	E	--	--	H	105	B		
				304 145 600 001		120	24.5	10.4	80	1900		304 400 300 113		S	CAN	C1	E	D	L1	H	105	B		
		KIT		304 146 900 113		120	24.0	10.4	80	1900		included in the KIT		S	CAN	C1	E	D	L1	H	105	B		
		KIT		304 145 900 113		120	26.5	10.4	80	1900														







Citroën C5 Saloon	05/08-			304 146 600 001		120	22.0	10.4	80	1900		304 400 300 107			S	CAN	C1	E	--	--	H	105	B
				304 145 600 001		120	24.5	10.4	80	1900		304 400 300 113			S	CAN	C1	E	D	L1	H	105	B
		KIT		304 146 900 113		120	24.0	10.4	80	1900		included in the KIT			S	CAN	C1	E	D	L1	H	105	B
		KIT		304 145 900 113		120	26.5	10.4	80	1900						S	CAN	C1	E	D	L1	H	105
Citroën C8	09/02-12/14			315 098 600 001		75	19.8	10.8	100	1900		300 210 300 113	-09/05	--	A	--	E	D1	L1	V	90	B	
				315 097 600 001		75	22.0	10.8	100	1900		304 400 300 107	10/05-	S	CAN	C1	E	--	--	H	105	B	
				315 097 600 001		75	22.0	10.8	100	1900		304 400 300 113	10/05-	S	CAN	C1	E	D	L1	H	105	B	
												315 097 300 107	→ -09/05	S	FRE	--	E	--	--	H	45	B	
Citroën C8	10/05-	KIT		315 098 900 113		75	21.8	10.8	100	1900		included in the KIT	10/05-	S	CAN	C1	E	D	L1	H	105	B	
		KIT		315 097 900 113		75	24.0	10.8	100	1900													
Citroën DS3 exc. vehicles with park distance control	01/10-			304 136 600 001		60	15.1	6.9	54	1225		304 402 300 107		S	CAN	C1	E	--	--	V	105	B	
				304 136 600 001		60	15.1	6.9	54	1225		304 402 300 113		S	CAN	C1	E	D	L1	V	105	B	
		KIT		304 136 900 113		60	17.0	6.9	54	1225		included in the KIT		S	CAN	C1	E	D	L1	V	105	B	
Citroën DS3	01/10-			304 137 600 001		60	16.4	6.9	54	1225		304 402 300 107		S	CAN	C1	E	--	--	V	105	B	
				304 137 600 001		60	16.4	6.9	54	1225		304 402 300 113		S	CAN	C1	E	D	L1	V	105	B	
		KIT		304 137 900 113		60	18.4	6.9	54	1225		included in the KIT		S	CAN	C1	E	D	L1	V	105	B	
Citroën DS3 Convertible exc. vehicles with park distance control	03/13-			304 136 600 001		60	15.1	6.9	54	1225		304 402 300 107		S	CAN	C1	E	--	--	V	105	B	
				304 136 600 001		60	15.1	6.9	54	1225		304 402 300 113		S	CAN	C1	E	D	L1	V	105	B	
		KIT		304 136 900 113		60	17.0	6.9	54	1225		included in the KIT		S	CAN	C1	E	D	L1	V	105	B	







Citroën

Citroën DS3 Convertible	03/13		304 137 600 001		60	16.4	6.9	54	1225		304 402 300 107			S	CAN	C1	E	--	--	V	105	B
											304 402 300 113											
Citroën DS3 Convertible	03/13-	KIT 	304 137 900 113		60	18.4	6.9	54	1225		included in the KIT			S	CAN	C1	E	D	L1	V	105	B
Citroën DS4	04/11-		304 147 600 001		60	17.4	9.2	75	1550		304 144 300 113			S	CAN	C	E	D	L	V	90	B
		KIT 	304 147 900 113		60	19.4	9.2	75	1550		included in the KIT			S	CAN	C	E	D	L	V	90	B
Citroën DS5 exc. hybrid	02/12-		304 149 600 001		120	29.0	8.5	75	1500		304 144 300 113			S	CAN	C	E	D	L	V	90	B
Citroën Evasion / Synergie	09/94-08/02		315 072 600 001		60	16.4	10.9	100	2000		300 060 300 107			--	C2	--	E1	--	--	H	45	B
											300 060 300 113			--	C2	--	E1	D1	L1	H	45	B
Citroën Jumper / Relay Van inc. 4 WD exc. vehicles with gas bottle instead of the spare wheel 4 WD: bolt kit (order no. 906216650002) must be ordered separately. inc. vehicles until 10/95: body reinforcement kit: 306142650002 must be ordered separately. Towball for vehicles with standard chassis: 329089600001. Towball for vehicles with 16" wheels and reinforced springs: 329062600001. When mounting swap system to vehicles with standard chassis we recommend towball: 329059600001	03/94-06/06		306 216 600 001		60	32.7	13.3	150	2500		306 142 300 113		-03/02	S	C2	--	E1	D1	L1	H	45	L
											306 216 300 113											
Citroën Jumper / Relay Van inc. towball	08/99-06/06		306 329 600 001		60	29.0	12.5	130	2000		306 142 300 113		-03/02	S	C2	--	E1	D1	L1	H	45	L
											306 216 300 113											

Citroën Jumper / Relay Van For vehicles with long superstructure L4/XL please order separately a set distance tubes to strengthen the framework, no. 906270650003. Some vehicles 03/08- do not have chassis bores. In this case it is necessary to bore them subsequent. For the mounting time will last 120 min. longer.	06/06-		306 271 600 001		60	32.0	16.9	150	3000	306 271 300 107	02/11- from chassis no. 1948841	S	FRE	--	E	--	--	V	105	B	
										306 271 300 113	02/11- from chassis no. 1948841	S	FRE	--	E	D1	L1	V	105	B	
										306 510 300 107	-02/11 chassis no. 1948840	S	FRE	--	E	--	--	V	105	B	
										306 510 300 113	-02/11 chassis no. 1948840	S	FRE	--	E	D1	L1	V	105	B	
Citroën Jumper / Relay Van For vehicles with long superstructure L4/XL please order separately a set distance tubes to strengthen the framework, no. 906270650003. Some vehicles 03/08- do not have chassis bores. In this case it is necessary to bore them subsequent. For the mounting time will last 120 min. longer.	06/06-02/11	KIT		306 271 900 113		60	34.0	16.9	150	3000	included in the KIT	-02/11 chassis no. 1948840	S	FRE	--	E	D1	L1	V	105	B
Citroën Jumper / Relay Van For vehicles with long superstructure L4/XL please order separately a set distance tubes to strengthen the framework, no. 906270650003. Some vehicles 03/08- do not have chassis bores. In this case it is necessary to bore them subsequent. For the mounting time will last 120 min. longer.	02/11-	KIT		306 272 900 113		60	34.0	16.9	150	3000	included in the KIT	02/11- from chassis no. 1948841	S	FRE	--	E	D1	L1	V	105	B
Citroën Jumper / Relay Van inc. towball For vehicles with long superstructure L4/XL please order separately a set distance tubes to strengthen the framework, no. 906270650003. Some vehicles 03/08- do not have chassis bores. In this case it is necessary to bore them subsequent. For the mounting time will last 120 min. longer.	06/06-		306 357 600 001		60	21.0	15.8	150	3000	306 271 300 107	02/11- from chassis no. 1948841	S	FRE	--	E	--	--	V	105	B	
										306 271 300 113	02/11- from chassis no. 1948841	S	FRE	--	E	D1	L1	V	105	B	
										306 510 300 107	-02/11 chassis no. 1948840	S	FRE	--	E	--	--	V	105	B	
										306 510 300 113	-02/11 chassis no. 1948840	S	FRE	--	E	D1	L1	V	105	B	


















Citroën

Citroën Jumper / Relay Van inc. towball 329059600001 For vehicles with long superstructure L4/XL please order separately a set distance tubes to strengthen the framework, no. 906270650003. Some vehicles 03/08- do not have chassis bores. In this case it is necessary to bore them subsequent. For the mounting time will last 120 min. longer.	06/06-			306 330 600 001		60	32.0	16.9	150	3000		306 271 300 107	02/11- from chassis no. 1948841	S	FRE	--	E	--	--	V	105	B
												306 271 300 113	02/11- from chassis no. 1948841	S	FRE	--	E	D1	L1	V	105	B
												306 510 300 107	-02/11 chassis no. 1948840	S	FRE	--	E	--	--	V	105	B
												306 510 300 113	-02/11 chassis no. 1948840	S	FRE	--	E	D1	L1	V	105	B
Citroën Jumper / Relay Van inc. towball 329059600001 For vehicles with long superstructure L4/XL please order separately a set distance tubes to strengthen the framework, no. 906270650003. Some vehicles 03/08- do not have chassis bores. In this case it is necessary to bore them subsequent. For the mounting time will last 120 min. longer.	06/06-02/11	KIT		306 330 900 113		60	34.0	16.9	150	3000		included in the KIT	-02/11 chassis no. 1948840	S	FRE	--	E	D1	L1	V	105	B
Citroën Jumper / Relay Van inc. towball 329059600001 For vehicles with long superstructure L4/XL please order separately a set distance tubes to strengthen the framework, no. 906270650003. Some vehicles 03/08- do not have chassis bores. In this case it is necessary to bore them subsequent. For the mounting time will last 120 min. longer.	02/11-	KIT		306 357 900 113		60	34.0	16.9	150	3000		included in the KIT	02/11- from chassis no. 1948841	S	FRE	--	E	D1	L1	V	105	B

















Citroën Jumper / Relay Chassis Cab inc. 4 WD exc. vehicles with gas bottle instead of the spare wheel 4 WD: bolt kit (order no. 906216650002) must be ordered separately. inc. vehicles until 10/95: body reinforcement kit: 306142650002 must be ordered separately. Towball for vehicles with standard chassis: 329089600001. Towball for vehicles with 16" wheels and reinforced springs: 329062600001. When mounting swap system to vehicles with standard chassis we recommend towball: 329059600001	03/94-06/06		306 216 600 001			60	32.7	13.3	150	2500		300 052 300 107		03/02-	--	FRE	--	E1	--	--	V		B
												300 052 300 113		03/02-	--	FRE	--	E1	D1	--	V		B
												300 060 300 113		-03/02	--	C2	--	E1	D1	L1	H	45	B
Citroën Jumper / Relay Chassis Cab inc. towball 329059600001. For vehicles with long superstructure L4/XL please order separately a set distance tubes to strengthen the framework, no. 90627065003.	06/06-		306 318 600 001			60	30.5	15.9	150	3000		306 531 300 107			S	FRE	--	E1	--	--	V	90	L
												306 531 300 113			S	FRE	--	E1	D	--	V	90	L
Citroën Jumper / Relay Chassis Cab inc. towball For vehicles with long superstructure L4/XL please order separately a set distance tubes to strengthen the framework, no. 90627065003.	06/06-	KIT 	306 318 900 113			60	32.5	15.9	150	3000		included in the KIT			S	FRE	--	E1	D	--	V	90	L
															S	FRE	--	E1	D	--	V	90	L
Citroën Jumper / Relay Chassis Cab inc. towball For vehicles with long superstructure L4/XL please order separately a set distance tubes to strengthen the framework, no. 90627065003.	06/06-		306 357 600 001			60	21.0	15.8	150	3000		306 531 300 107			S	FRE	--	E1	--	--	V	90	L
												306 531 300 113			S	FRE	--	E1	D	--	V	90	L
Citroën Jumper / Relay Chassis Cab combined universal HGV towbar for towballs and coupling bolt inc. towball 329059600001. For vehicles with long superstructure L4/XL please order separately a set distance tubes to strengthen the framework, order no. 906270650003. Please order separately coupling bolt 342090600001.	06/06-		306 359 600 001			90	40.0	12.5	150	2000		306 531 300 107			S	FRE	--	E1	--	--	V	90	L
												306 531 300 113			S	FRE	--	E1	D	--	V	90	L
Citroën Jumper / Relay Motor homes no towbar offered	06/06-											306 531 300 183			S	FRE	--	E1	D	L1	V		B























Citroën







Citroën Jumpy / Dispatch	09/94-01/07		315 072 600 001			60	16.4	10.9	100	2000	300 060 300 107	-07/97	--	C2	--	E1	--	--	H	45	B		
											300 060 300 113	-07/97	--	C2	--	E1	D1	L1	H	45	B		
												306 155 300 113		08/97-	S	C2	--	E1	D	--	H	45	L
Citroën Jumpy / Dispatch	01/07-		306 331 600 001			75	22.5	12.2	122	2200	304 400 300 107			S	CAN	C1	E	--	--	H	105	B	
				306 333 600 001			75	22.5	12.2	122	2200	304 400 300 113			S	CAN	C1	E	D	L1	H	105	B
		KIT		306 331 900 113			75	22.5	12.2	122	2200	included in the KIT			S	CAN	C1	E	D	L1	H	105	B
		KIT		306 333 900 113			75	24.5	12.2	122	2200					S	CAN	C1	E	D	L1	H	105
Citroën Nemo exc. vehicles with gas drive	02/08-		306 349 600 001			150	16.5	7.5	75	1300	306 580 300 107			S	FRE	--	E	--	--	V	120	B	
				306 351 600 001			150	17.0	7.5	75	1300	306 580 300 113			S	FRE	--	E	D1	L1	V	120	B
		KIT		306 349 900 113			150	18.5	7.5	75	1300	included in the KIT			S	FRE	--	E	D1	L1	V	120	B
		KIT		306 350 900 113			150	19.0	7.5	75	1300					S	FRE	--	E	D1	L1	V	120
Citroën Xsara Picasso inc. facelift from 04/2004	09/99-		304 069 600 001			90	16.0	7.5	90	1300	304 064 300 107			S	FRE	--	--	--	--	H	45	B	
											304 064 300 113			S	FRE	--	--	D1	L1	H	45	B	
Citroën Xsara Picasso	04/04-		304 079 600 001			120	18.0	7.5	90	1300	304 064 300 107			S	FRE	--	--	--	--	H	45	B	
											304 064 300 113			S	FRE	--	--	D1	L1	H	45	B	

Dacia Dokker X67 exc. Stepway	11/12-			316 333 600 001			60	19.5	7.3	75	1200		316 333 300 107			S	A	--	--	--	--	V	75	B
				316 334 600 001			60	19.5	7.3	75	1200		316 333 300 113			S	A	--	--	D1	L1	V	75	B
		KIT		316 333 900 113			60	21.5	7.3	75	1200		included in the KIT			S	A	--	--	D1	L1	V	75	B
		KIT		316 334 900 113			60	21.5	7.3	75	1200						S	A	--	--	D1	L1	V	75
Dacia Dokker Express	11/12-			316 333 600 001			60	19.5	7.3	75	1200		300 210 300 107			--	A	--	--	--	--	V	90	B
				316 334 600 001			60	19.5	7.3	75	1200		316 334 300 113			S	A	--	--	D1	--	--	60	B
Dacia Dokker Stepway				316 405 600 001																				
Dacia Duster I+II, SUV 4x2, 4x4	03/10-			316 365 600 001			60	16.5	8.6	75	1600		316 315 300 113			S	FRE	--	E1	D1	L1	H	45	L
				316 366 600 001			60	18.5	8.6	75	1600		316 366 300 113	12/13-		S	FRE	--	E2	D1	L1	V	90	L
Dacia Duster I+II, SUV 4x2, 4x4	03/10-11/13		KIT 	316 314 900 113			120	17.0	8.3	75	1500		included in the KIT			S	FRE	--	E1	D1	L1	H	45	L
			KIT 	316 315 900 113			120	21.0	8.3	75	1500						S	FRE	--	E1	D1	L1	H	45
Dacia Duster I+II, SUV	12/13-		KIT 	316 365 900 113			60	20.6	8.6	75	1600		included in the KIT			S	FRE	--	E2	D1	L1	V	90	L
			KIT 	316 366 900 113			60	19.5	8.6	75	1600				12/13-		S	FRE	--	E2	D1	L1	V	90
Dacia Lodgy Stepway				316 404 600 001																				















Dacia


























Dacia Lodgy, J 92 5 seats exc. Stepway	06/12-		316 321 600 001			45	19.0	8.1	75	1400		316 321 300 113			S	A	--	--	D1	--	V	90	B	
		KIT		316 321 900 113			45	21.0	8.1	75	1400		included in the KIT			S	A	--	--	D1	--	V	90	B
Dacia Lodgy, J 92 5/7 seats exc. Stepway	06/12-		316 324 600 001			45	19.5	8.1	75	1400		316 321 300 113			S	A	--	--	D1	--	V	90	B	
		KIT		316 324 900 113			45	21.5	8.1	75	1400		included in the KIT			S	A	--	--	D1	--	V	90	B
Dacia Lodgy, J 92 7 seats exc. Stepway	06/12-		316 345 600 001			45	19.0	8.1	75	1400		316 321 300 113			S	A	--	--	D1	--	V	90	B	
		KIT		316 345 900 113			45	21.0	8.1	75	1400		included in the KIT			S	A	--	--	D1	--	V	90	B
Dacia Logan Estate exc. vehicles with gas drive	01/07-06/13		316 259 600 001			60	22.6	7.7	75	1300		300 072 300 107	-12/07		--	FRE	--	--	--	--	V		B	
			316 307 600 001			60	23.0	7.7	75	1300		300 072 300 113	-12/07		--	FRE	--	--	D1	L1	V		B	
			316 259 600 001			60	23.0	7.7	75	1300		316 259 300 113	01/08-		S	C2	--	E1	D1	L1	V	45	L	
Dacia Logan Estate exc. vehicles with gas drive	01/08-06/13	KIT		316 259 900 113			60	24.6	7.7	75	1300		included in the KIT	01/08-	S	C2	--	E1	D1	L1	V	45	L	
Dacia Logan Saloon Phase I + II	01/05-12/12		316 285 600 001			120	21.0	6.4	75	1100		300 072 300 107			--	FRE	--	--	--	--	V		B	
			316 285 600 001			120	21.0	6.4	75	1100		300 072 300 113			--	FRE	--	--	D1	L1	V		B	
Dacia Logan MCV/ Estate	07/13-		316 341 600 001			90	15.0	6.8	75	1150		316 338 300 107			S	A	--	--	--	--		60	B	
			316 342 600 001			90	18.0	6.8	75	1150		316 338 300 113			S	A	--	--	D1	L1		60	B	
		KIT		316 341 900 113			90	16.0	6.8	75	1150					S	A	--	--	D1	L1		60	B
		KIT		316 342 900 113			90	19.0	6.8	75	1150		included in the KIT			S	A	--	--	D1	L1		60	B

Dacia Logan Pick-up	03/09-		316 307 600 001		60	23.0	7.7	75	1300	300 052 300 107					--	FRE	--	E1	--	--	V		B												
																																			B
Dacia Logan Symbol Saloon L52	01/13-		316 343 600 001		90	14.0	6.5	75	1100	316 340 300 113														S	A	--	--	D1	L1		60		B		
					316 344 600 001	90	16.0	6.5	75																									1100	
		KIT		316 343 900 113		90	15.0	6.5	75	1100	included in the KIT															S	A	--	--	D1	L1		60		B
		KIT		316 344 900 113		90	17.0	6.5	75	1100																									
Dacia Logan Van Express exc. vehicles with gas drive	03/09-		316 259 600 001		60	22.6	7.7	75	1300	316 259 300 113															S	C2	--	E1	D1	L1	V	45		L	
					316 307 600 001	60	23.0	7.7	75																										1300
		KIT		316 259 900 113		60	24.6	7.7	75	1300	included in the KIT																								
Dacia Sandero inc. Stepway, exc. GPL	06/08-01/13		316 286 600 001		60	15.5	7.3	75	1355	316 442 300 107															S	FRE	--	E1	--	--	H	45		L	
					316 287 600 001	60	16.5	7.3	75	1355																									316 442 300 113
		KIT		316 286 900 113		60	17.5	7.3	75	1355	included in the KIT															S	FRE	--	E1	D1	L1	H	45		L
		KIT		316 287 900 113		60	18.5	7.3	75	1355																									

Daihatsu Charade	05/11-			335 350 600 001			60	17.0	6.8	75	1200		335 383 300 107	→		S	FRE	--	--	--	--	V	120	B
				335 455 600 001			75	18.7	6.8	50	1150		335 383 300 113			S	FRE	--	--	D1	L1	V	120	B
		KIT		335 383 900 113			75	20.7	6.8	50	1150		included in the KIT			S	FRE	--	--	D1	L1	V	120	B
Daihatsu Terios	06/06-			342 107 600 001	→		90	35.0	7.6	55	1350		300 072 300 107			--	FRE	--	--	--	--	V		B
														300 072 300 113			--	FRE	--	--	D1	L1	V	

























Dodge







Dodge Avenger	01/07-		342 128 600 001		150	23.0	8.8	85	1500		300 210 300 107			--	A	--	--	--	--	V	90	B						
														300 210 300 113			--	A	--	E	D1	L1	V	90	B			
Dodge Caliber	06-		342 158 600 001		60	18.0	8.3	75	1400		300 210 300 107			--	A	--	--	--	--	V	90	B						
						342 159 600 001	→	60	18.0	8.3	75	1400		300 210 300 113			--	A	--	E	D1	L1	V	90	B			
Dodge Journey, JC 49	01/08-		342 135 600 001	→		75	13.3	9.6	80	1600		300 078 300 113			--	FRE	--	--	D1	L1	V		B					
							342 198 600 001		90	13.3	9.6		80	1600														
							342 136 600 001	→	75	15.8	9.6		80	1600														
							342 199 600 001		90	15.8	9.6		80	1600														
Dodge Magnum	01/07-		342 152 600 001		60	21.0	11.0	80	2000		300 210 300 107			--	A	--	--	--	--	V	90	B						
						342 189 600 001		60	21.0	11.0	80	2000		300 210 300 113			--	A	--	E	D1	L1	V	90	B			
Dodge Nitro exc. vehicles with 20" spare wheel	07-		342 142 600 001		45	35.0	15.3	140	3500		300 210 300 107			--	A	--	--	--	--	V	90	B						
														300 210 300 113			--	A	--	E	D1	L1	V	90	B			
Dodge Nitro fits SXT with 20" spare wheel but not SRT	03/08-		342 131 600 001		90	30.0	15.3	140	3500		300 210 300 107			--	A	--	--	--	--	V	90	B						
														300 210 300 113			--	A	--	E	D1	L1	V	90	B			

Fiat 500 inc. Convertible exc. Abarth - 135 HP	07/07-			306 311 600 001		90	14.0	5.1	60	800	306 311 300 113	07/15-	S	FRE	--	E	D1	--	V	105	B	
																			S	FRE	--	E
Fiat 500 inc. Convertible exc. Abarth - 135 HP	07/15-	KIT		306 311 900 113		120	16.0	5.1	60	800	included in the KIT	07/15-	S	FRE	--	E	D1	--	V	105	B	
Fiat 500 L inc. Trekking and Living	10/12-			306 401 600 001		60	18.0	7.5	90	1200	306 397 300 113			S	FRE	--	E	D1	L1	V	120	
				306 400 600 001		60	21.0	7.5	90	1200												
		KIT		306 401 900 113		60	20.0	7.5	90	1200	included in the KIT			S	FRE	--	E	D1	L1	V	120	
		KIT		306 400 900 113		60	23.0	7.5	90	1200												
Fiat 500 X inc. Cross	02/15-			342 196 600 001		90	20.0	8.7	100	1500	306 441 300 113			S	FRE	--	E	D	L1	V	120	B
				342 197 600 001		90	21.0	8.7	100	1500												
		KIT		306 196 900 113		90	22.0	8.7	100	1500	included in the KIT			S	FRE	--	E	D	L1	V	120	B
		KIT		306 197 900 113		90	23.0	8.7	100	1500												
Fiat Bravo	04/07-12/14			306 366 600 001		60	18.0	7.9	60	1350	306 550 300 113			S	FRE	--	E	D1	L1	V	105	L
				306 286 600 001		60	21.0	7.9	60	1350												
		KIT		306 286 900 113		60	23.0	7.9	60	1350	included in the KIT			S	FRE	--	E	D1	L1	V	105	L
Fiat Doblo inc. Doblo Cargo	11/00-02/10			306 278 600 001		120	20.0	8.4	90	1300	300 078 300 113	-09/05	--	FRE	--	--	D1	L1	V		B	
											306 221 300 107	09/05-	S	FRE	--	E	--	--	V	105	L	
											306 221 300 113	09/05-	S	FRE	--	E	D1	L1	V	105	L	









Fiat








Fiat

Fiat Doblo inc. Doblo Cargo	09/05-02/10	KIT		306 278 900 113		120	22.0	8.4	90	1300	included in the KIT	09/05-	S	FRE	--	E	D1	L1	V	105	L												
		KIT		306 279 900 113			120	24.0	8.4	90												1300											
Fiat Doblo + Doblo Cargo exc. vehicles with gas drive (CNG)	02/10-			306 368 600 001		60	23.0	9.2	100	1500	306 605 300 107		S	FRE	--	E	--	--	V	90	B												
				306 370 600 001		60	25.0	9.2	100	1500	306 605 300 113																						
				306 369 600 001		60	25.0	9.2	100	1500																							
		KIT		306 368 900 113		60	25.0	9.2	100	1500	included in the KIT																						
		KIT		306 369 900 113		60	27.0	9.2	100	1500																							
		Fiat Doblo + Doblo Cargo for vehicles with gas drive (CNG)	02/10-			306 382 600 001		60	25.0	7.0	75											1000	306 605 300 107		S	FRE	--	E	--	--	V	90	B
				306 381 600 001		60	25.0	7.0	75	1000	306 605 300 113																						
KIT				306 382 900 113		60	27.0	7.0	75	1000	included in the KIT																						
KIT				306 381 900 113		60	27.0	7.0	75	1000																							
Fiat Doblo Cargo WorkUP Pick up	08/11-					306 393 600 001		90	31.0	9.3	100	1500	306 392 300 113		S	FRE	--	E1	D1	--	V	90	B										
















Fiat Ducato Van inc. 4 WD exc. vehicles with gas bottle instead of the spare wheel 4 WD: bolt kit (order no. 906216650002) must be ordered separately. inc. vehicles until 10/95: body reinforcement kit: 306142650002 must be ordered separately. Towball for vehicles with standard chassis: 329089600001. Towball for vehicles with 16" wheels and reinforced springs: 329062600001. When mounting swap system to vehicles with standard chassis we recommend towball: 329059600001	04/94-06/06			306 216 600 001			60	32.7	13.3	150	2500		306 142 300 113	→	-03/02	S	C2	--	E1	D1	L1	H	45	L
													306 216 300 113		03/02-	S	FRE	--	E	D1	L1	V	75	B
Fiat Ducato Van inc. towball	08/99-06/06			306 329 600 001			60	29.0	12.5	130	2000		306 142 300 113	→	-03/02	S	C2	--	E1	D1	L1	H	45	L
													306 216 300 113		03/02-	S	FRE	--	E	D1	L1	V	75	B
Fiat Ducato Van For vehicles with long superstructure L4/XL please order separately a set distance tubes to strengthen the framework, no. 906270650003. Some vehicles 03/08- do not have chassis bores. In this case it is necessary to bore them subsequent. For the mounting time will last 120 min. longer.	06/06-			306 271 600 001			60	32.0	16.9	150	3000		306 271 300 107		02/11- from chassis no. 1948841	S	FRE	--	E	--	--	V	105	B
													306 271 300 113		02/11- from chassis no. 1948841	S	FRE	--	E	D1	L1	V	105	B
													306 510 300 107		-02/11 chassis no. 1948840	S	FRE	--	E	--	--	V	105	B
													306 510 300 113		-02/11 chassis no. 1948840	S	FRE	--	E	D1	L1	V	105	B
Fiat Ducato Van For vehicles with long superstructure L4/XL please order separately a set distance tubes to strengthen the framework, no. 906270650003. Some vehicles 03/08- do not have chassis bores. In this case it is necessary to bore them subsequent. For the mounting time will last 120 min. longer.	06/06-02/11	KIT		306 271 900 113			60	34.0	16.9	150	3000				-02/11 chassis no. 1948840	S	FRE	--	E	D1	L1	V	105	B
													included in the KIT											


















Fiat

Fiat Ducato Van For vehicles with long superstructure L4/XL please order separately a set distance tubes to strengthen the framework, no. 906270650003. Some vehicles 03/08- do not have chassis bores. In this case it is necessary to bore them subsequent. For the mounting time will last 120 min. longer.	02/11-	KIT		306 272 900 113		60	34.0	16.9	150	3000				included in the KIT		02/11- from chassis no. 1948841	S	FRE	--	E	D1	L1	V	105	B
Fiat Ducato Van inc. towball For vehicles with long superstructure L4/XL please order separately a set distance tubes to strengthen the framework, no. 906270650003. Some vehicles 03/08- do not have chassis bores. In this case it is necessary to bore them subsequent. For the mounting time will last 120 min. longer.	06/06-			306 357 600 001		60	21.0	15.8	150	3000			306 271 300 107	02/11- from chassis no. 1948841	S	FRE	--	E	--	--	V	105	B		
													306 271 300 113	02/11- from chassis no. 1948841	S	FRE	--	E	D1	L1	V	105	B		
													306 510 300 107	-02/11 chassis no. 1948840	S	FRE	--	E	--	--	V	105	B		
													306 510 300 113	-02/11 chassis no. 1948840	S	FRE	--	E	D1	L1	V	105	B		
Fiat Ducato Van inc. towball 329059600001 For vehicles with long superstructure L4/XL please order separately a set distance tubes to strengthen the framework, no. 906270650003. Some vehicles 03/08- do not have chassis bores. In this case it is necessary to bore them subsequent. For the mounting time will last 120 min. longer.	06/06-			306 330 600 001		60	32.0	16.9	150	3000			306 271 300 107	02/11- from chassis no. 1948841	S	FRE	--	E	--	--	V	105	B		
													306 271 300 113	02/11- from chassis no. 1948841	S	FRE	--	E	D1	L1	V	105	B		
													306 510 300 107	-02/11 chassis no. 1948840	S	FRE	--	E	--	--	V	105	B		
													306 510 300 113	-02/11 chassis no. 1948840	S	FRE	--	E	D1	L1	V	105	B		
Fiat Ducato Van inc. towball 329059600001 For vehicles with long superstructure L4/XL please order separately a set distance tubes to strengthen the framework, no. 906270650003. Some vehicles 03/08- do not have chassis bores. In this case it is necessary to bore them subsequent. For the mounting time will last 120 min. longer.	06/06-02/11	KIT		306 330 900 113		60	34.0	16.9	150	3000			included in the KIT		-02/11 chassis no. 1948840	S	FRE	--	E	D1	L1	V	105	B	












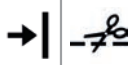












Fiat Ducato Van inc. towball 329059600001 For vehicles with long superstructure L4/XL please order separately a set distance tubes to strengthen the framework, no. 906270650003. Some vehicles 03/08- do not have chassis bores. In this case it is necessary to bore them subsequent. For the mounting time will last 120 min. longer.	02/11-	KIT		306 357 900 113		60	34.0	16.9	150	3000		included in the KIT			S	FRE	--	E1	D	--	V	90	L	
Fiat Ducato Chassis Cab inc. 4 WD exc. vehicles with gas bottle instead of the spare wheel 4 WD: bolt kit (order no. 906216650002) must be ordered separately. Towball for vehicles with standard chassis: 329089600001 (not included). Towball for vehicles with 16" wheels and reinforced springs: 329062600001 (not included). When mounting swap system to vehicles with standard chassis we recommend towball 329059600001 (not included).	04/94-06/06			306 216 600 001		60	32.7	13.3	150	2500		300 052 300 107	03/02-	--	FRE	--	E1	--	--	V			B	
													300 052 300 113	03/02-	--	FRE	--	E1	D1	--	V			B
														300 060 300 113	03/02-	--	C2	--	E1	D1	L1	H	45	
Fiat Ducato Chassis Cab inc. towball	08/99-06/06			306 329 600 001		60	29.0	12.5	130	2000		300 052 300 107	03/02-	--	FRE	--	E1	--	--	V			B	
													300 052 300 113	03/02-	--	FRE	--	E1	D1	--	V			B
														300 060 300 113	03/02-	--	C2	--	E1	D1	L1	H	45	
Fiat Ducato Chassis Cab inc. towball 329059600001. For vehicles with long superstructure L4/XL please order separately a set distance tubes to strengthen the framework, no. 906270650003.	06/06-			306 318 600 001		60	30.5	15.9	150	3000		306 531 300 107		S	FRE	--	E1	--	--	V	90	L		
		KIT		306 318 900 113		60	32.5	15.9	150	3000		included in the KIT		S	FRE	--	E1	D	--	V	90	L		
Fiat Ducato Chassis Cab inc. towball For vehicles with long superstructure L4/XL please order separately a set distance tubes to strengthen the framework, no. 906270650003.	06/06-			306 357 600 001		60	21.0	15.8	150	3000		306 531 300 107		S	FRE	--	E1	--	--	V	90	L		
													306 531 300 113		S	FRE	--	E1	D	--	V	90	L	























Fiat



















Fiat Ducato Chassis Cab combined universal HGV towbar for towballs and coupling bolt inc. towball 329059600001. For vehicles with long superstructure L4/XL please order separately a set distance tubes to strengthen the framework, order no. 906270650003. Please order separately coupling bolt 342090600001. After mounting the towbar license plate must be dislocated.	06/06-		306 359 600 001			90	40.0	12.5	150	2000		306 531 300 107			S	FRE	--	E1	--	--	V	90	L			
			306 531 300 113													S	FRE	--	E1	D	--	V	90	L		
Fiat Fiorino Van / Qubo exc. vehicles with gas drive	02/08-		306 349 600 001			150	16.5	7.5	75	1300		306 580 300 107			S	FRE	--	E	--	--	V	120	B			
			306 351 600 001			150	17.0	7.5	75	1300		306 580 300 113				S	FRE	--	E	D1	L1	V	120	B		
			306 350 600 001			150	17.0	7.5	75	1300																
		KIT		306 349 900 113			150	18.5	7.5	75	1300		included in the KIT			S	FRE	--	E	D1	L1	V	120	B		
		KIT		306 350 900 113			150	19.0	7.5	75	1300															
Fiat Freemont exc. Freemont Cross	09/11-		342 135 600 001	→			75	13.3	9.6	80	1600	300 078 300 113														
			342 198 600 001				90	13.3	9.6	80	1600															
			342 136 600 001	→			75	15.8	9.6	80	1600						--	FRE	--	--	D1	L1	V			B
			342 199 600 001				90	15.8	9.6	80	1600															
Fiat Fullback Double Cab	05/16-		340 124 600 001			60	31.5	14.7	125	3100		340 136 300 113			S	C2	--	--	D	L1	V	90	B			

Fiat Grande Punto	10/05-10/09		306 375 600 001		90	19.0	6.7	75	1100	306 252 300 113			S	FRE	--	E	D1	L1	V	105	B	
			306 374 600 001		90	19.0	6.7	75	1100													
Fiat Linea	06/07-		306 323 600 001	→ 	120	22.5	6.9	70	1200	300 078 300 113	→		--	FRE	--	--	D1	L1	V	120	B	
									306 570 300 113													
Fiat Panda type 169 front wheel drive inc. Panda Sporting inc. Panda Classic 2012- Vehicles with gas drive are not permitted to tow by manufacturer.	09/03-12		306 248 600 001		180	17.0	6.9	75	1300	306 249 300 107	→		S	FRE	--	E	--	--	V	90	B	
									306 249 300 113													
		KIT		306 248 900 113		180	19.0	6.9	75	1300	included in the KIT			S	FRE	--	E	D1	--	V	90	B
Fiat Panda front wheel drive exc. vehicles with gas drive (LPG/ CNG)	02/12-		306 385 600 001		60	19.0	6.1	70	1000	306 394 300 107			S	FRE	--	E	--	--	V	105	B	
			306 394 600 001		60	19.5	6.1	70	1000	306 394 300 113												
		KIT		306 385 900 113		60	21.0	6.1	70	1000	included in the KIT			S	FRE	--	E	D1	--	V	105	B
		KIT		306 394 900 113		60	21.5	6.1	70	1000												
Fiat Panda 4x4 Vehicles with gas drive are not permitted to tow by manufacturer.	09/04-12		306 255 600 001		90	13.1	6.9	75	1300	306 249 300 113			S	FRE	--	E	D1	--	V	90	B	
			306 254 600 001	→ 	90	15.0	6.9	75	1300													


























Fiat

















Fiat Panda 4x4 inc. Trekking exc. vehicles with gas drive (LPG/ CNG)	10/12-		306 388 600 001		60	18.0	5.8	60	900	306 394 300 107	S	FRE	--	E	--	--	V	105	B
			306 389 600 001		60	19.5	5.8	60	900	306 394 300 113	S	FRE	--	E	D1	--	V	105	B
	KIT		306 388 900 113		60	21.0	5.8	60	900	included in the KIT	S	FRE	--	E	D1	--	V	105	B
			306 389 900 113		60	22.0	5.8	60	900		S	FRE	--	E	D1	--	V	105	B
Fiat Panda Cross Vehicles with gas drive are not permitted to tow by manufacturer.	01/06-12		306 255 600 001		90	13.1	6.9	75	1300	306 254 300 113	S	FRE	--	E	D1	--	V	90	B
		306 254 600 001		90	15.0	6.9	75	1300	S		FRE	--	E	D1	--	V	90	B	
Fiat Panda Cross Vehicles with gas drive are not permitted to tow by manufacturer.	10/14-		306 388 600 001		60	18.0	5.8	60	900	306 394 300 107	S	FRE	--	E	--	--	V	105	B
			306 389 600 001		60	19.5	5.8	60	900	306 394 300 113	S	FRE	--	E	D1	--	V	105	B
Fiat Punto EVO	10/09-		306 375 600 001		90	19.0	6.7	75	1100	306 375 300 107	S	CAN	--	E	--	--	V	105	B
			306 374 600 001		90	19.0	6.7	75	1100	306 375 300 113	S	CAN	--	E	D	--	V	105	B
	KIT		306 375 900 113		90	21.0	6.7	75	1100	included in the KIT	S	CAN	--	E	D	--	V	105	B
			306 374 900 113		90	21.0	6.7	75	1100		S	CAN	--	E	D	--	V	105	B

Fiat Qubo / Qubo Trekking exc. vehicles with gas drive	02/08-		306 349 600 001		150	16.5	7.5	75	1300	306 580 300 107			S	FRE	--	E	--	--	V	120	B			
			306 351 600 001		150	17.0	7.5	75	1300				306 580 300 113			S	FRE	--	E	D1	L1	V	120	B
			306 350 600 001		150	17.0	7.5	75	1300							included in the KIT			S	FRE	--	E	D1	L1
	KIT		306 349 900 113		150	18.5	7.5	75	1300	included in the KIT			S	FRE	--				E	D1	L1	V	120	B
	KIT		306 350 900 113		150	19.0	7.5	75	1300							S	FRE	--	E	D1	L1	V	120	B
Fiat Scudo inc. long wheelbase	09/94-01/07		315 072 600 001	 	60	16.4	10.9	100	2000	300 060 300 107						--	C2	--	E1	--	--	H	45	B
													300 060 300 113			--	C2	--	E1	D1	L1	H	45	B
													306 155 300 113		08/97-	S	C2	--	E1	D	--	H	45	L
Fiat Scudo	01/07-		306 331 600 001		75	22.5	12.2	122	2200	304 400 300 107			S	CAN	C1	E	--	--	H	105	B			
				306 333 600 001		75	22.5	12.2	122				2200	304 400 300 113			S	CAN	C1	E	D	L1	H	105
		KIT		306 331 900 113		75	22.5	12.2	122	2200	included in the KIT						S	CAN	C1	E	D	L1	H	105
		KIT		306 333 900 113		75	24.5	12.2	122	2200							S	CAN	C1	E	D	L1	H	105













Ford B-Max	09/12-			307 397 600 001		70	18.5	6.8	50	900		307 397 300 107			S	A	--	E	--	--	H	60	B		
				307 333 600 001		70	19.5	6.8	50	900		307 397 300 113			S	A	--	E	D1	L1	H	60	B		
		KIT		307 397 900 113		70	20.5	6.8	50	900		included in the KIT			S	A	--	E	D1	L1	H	60	B		
		KIT		307 333 900 113		70	21.5	6.8	50	900						S	A	--	E	D1	L1	H	60	B	
Ford C-Max	09/10-			307 402 600 001	→	60	19.0	10.0	75	1800		307 402 300 107	-06/15	S	CAN	C	E	--	--			45	B		
				307 508 600 001		60	19.2	10.0	90	1800		307 402 300 107	06/15- for vehicles without preparation	S	CAN	C	E	--	--			45	B		
				307 402 600 001		60	19.2	10.0	90	1800		307 402 300 113	-06/15	S	CAN	C	E	D	L1			45	B		
				307 441 600 001	→		60	21.0	10.0	75	1800		307 402 300 113	06/15- for vehicles without preparation	S	CAN	C	E	D	L1			45	B	
				307 507 600 001			60	25.0	10.0	90	1800		307 442 300 107	→	-06/15	S	CAN	C	E	--	--	H		45	B
												307 442 300 113	→	-06/15	S	CAN	C	E	D	L1	H		45	B	
												307 442 300 183	→	in connection with 307442300107/113: 06/12-06/15 For vehicles without REC and/or preparation please order additionally	S							V	30	B	
												307 539 300 107		06/15-	S	FRE	C	E2	--	--	H		90	B	
												307 539 300 113		06/15-	S	FRE	C	E2	D	L1	H		90	B	
Ford C-Max	09/10-06/15	KIT		307 402 900 113		60	21.0	10.0	75	1800		included in the KIT													
		KIT		307 441 900 113		60	23.0	10.0	75	1800				-06/15	S	CAN	C	E	D	L1			45	B	










Ford

Ford C-Max	06/15-	KIT		307 508 900 113			60	23.0	10.0	90	1800		included in the KIT	06/15-	S	FRE	C	E2	D	L1	H	90	B
		KIT		307 507 900 113			60	29.0	10.0	90	1800												
Ford Fiesta exc. ST / 150 HP Please check if there is a towing capacity in the car documents.	04/02-10/08			307 283 600 001			75	13.7	6.3	75	1050		300 072 300 107	-10/05	--	FRE	--	--	--	--	V		B
													300 072 300 113	-10/05	--	FRE	--	--	D1	L1	V		B
														307 122 300 113	11/05-	S	FRE			D1			75
Ford Fiesta exc. ST / 150 HP Please check if there is a towing capacity in the car documents.	11/05-10/08	KIT		307 283 900 113			75	15.7	6.3	75	1050		included in the KIT	11/05-	S	FRE			D1			75	B
Ford Fiesta exc. Titanium, Sport, Zetec S inc. Fiesta Van 2011-	10/08-			307 363 600 001			90	14.0	6.5	50	1100		307 121 300 107	-01/13	S	FRE	--	E	--	--	H	45	B
													307 121 300 113	-01/13	S	FRE	--	E	D1	L1	H	45	B
					307 330 600 001			90	17.0	6.5	50	1100		307 123 300 113	02/13-	S	FRE	--	--	D1	L1		60
Ford Fiesta exc. Titanium, Sport, Zetec S inc. Fiesta Van 2011-	10/08-01/13	KIT		307 363 900 113			90	16.0	6.5	50	1100		included in the KIT	-01/13	S	FRE	--	E	D1	L1	H	45	B
		KIT		307 330 900 113			90	19.0	6.5	50	1100												
Ford Fiesta exc. Titanium, Sport, Zetec S inc. Fiesta Van 2011-	02/13-	KIT		307 365 900 113			90	14.0	6.5	50	1100		included in the KIT	02/13-	S	FRE	--	--	D1	L1		60	B
		KIT		307 341 900 113			90	19.0	6.5	50	1100												
Ford Fiesta Van exc. ST / 150 HP	07-			307 283 600 001			75	13.7	6.3	75	1050		307 122 300 113		S	FRE			D1			75	B
		KIT		307 283 900 113			75	15.7	6.3	75	1050		included in the KIT		S	FRE			D1				75


















Ford Focus C-Max Van	10/03-11/10			307 264 600 001		120	21.0	8.7	75	1590		307 264 300 107			S	FRE	--	E	--	--	H	45	B
				343 038 600 001		90	21.5	8.7	75	1590		307 264 300 113			S	FRE	--	E	D1	--	H	45	B
	KIT			307 438 900 113		120	23.0	8.7	75	1590		included in the KIT			S	FRE	--	E	D1	--	H	45	B
		KIT			307 407 900 113		90	22.5	8.7	75	1590					S	FRE	--	E	D1	--	H	45
Ford Focus Coupé-Convertible exc. MPS (260 HP) fits CC-3 and CC3D turbo models	04/07-			343 038 600 001		90	21.5	8.7	75	1590		300 072 300 107			--	FRE	--	--	--	--	V		B
												300 072 300 113			--	FRE	--	--	D1	L1	V		B
Ford Focus Hatchback 3/5 doors inc. ST170 exc. special model Edition	10/98-10/04			307 234 600 001		90	14.4	7.3	85	1320		300 072 300 107	for vehicles without central plug connection	--	FRE	--	--	--	--	V		B	
												300 072 300 113	for vehicles without central plug connection	--	FRE	--	--	D1	L1	V		B	
												307 234 300 107	for vehicles with central plug connection	S	FRE	--	E	--	--	V	60	B	
												307 234 300 113	for vehicles with central plug connection	S	FRE	--	E	D1	--	V	60	B	
												307 235 300 155	additional kit for 307234300107/113 08/03-	S	--	--	--	--	--	H	15	B	
Ford Focus Hatchback exc. ST / 225 HP, exc. RS / 300 HP	10/04-01/08	KIT		307 454 900 113		120	23.0	8.7	75	1590		included in the KIT											
		KIT		307 453 900 113		120	23.5	8.7	75	1590					-01/08	S	FRE	--	E	D1	--	H	60




















Ford

Ford Focus Hatchback exc. ST / 225 HP, exc. RS / 300 HP inc. vehicles 01/08-	10/04-03/11		307 264 600 001		120	21.0	8.7	75	1590	307 231 300 107	-01/08	S	FRE	--	E	--	--	V	60	L															
										307 231 300 113	-01/08	S	FRE	--	E	D1	--	H	60	L															
										307 231 300 147	-01/08	S	FRE	--	E	--	--	H	60	R															
										307 232 300 107	01/08-	S	FRE	--	E	--	--	H	45	B															
										307 232 300 113	01/08-	S	FRE	--	E	D1	L1	H	45	B															
Ford Focus Hatchback exc. ST (225 HP), RS (300 HP) inc. vehicles 01/08-	10/04-03/11		343 038 600 001		90	21.5	8.7	75	1590	307 231 300 107	-01/08	S	FRE	--	E	--	--	V	60	L															
										307 231 300 113	-01/08	S	FRE	--	E	D1	--	H	60	L															
										307 231 300 147	-01/08	S	FRE	--	E	--	--	H	60	R															
										307 232 300 107	01/08-	S	FRE	--	E	--	--	H	45	B															
										307 232 300 113	01/08-	S	FRE	--	E	D1	L1	H	45	B															
Ford Focus Hatchback exc. ST / 225 HP, exc. RS / 300 HP	01/08-03/11	KIT 	307 264 900 113		120	23.0	8.7	75	1590	included in the KIT	01/08-	S	FRE	--	E	D1	L1	H	45	B															
			KIT 																		307 436 900 113	23.5	8.7	75	1590										
Ford Focus Hatchback 06/12-: With vehicles with 1,0 GTDi motor it could be possible that an additional water pump is necessary. Please find details in TSB 35/2012. exc. EcoBoost S / Individual Styling Package inc. facelift 11/2014-	03/11-		307 459 600 001		60	21.0	10.0	75	1500	307 402 300 107		S	CAN	C	E	--	--		45	B															
			307 402 300 113							S											CAN	C	E	D	L1	45	B								
			307 461 600 001							60											21.0	10.0	75	1500	307 442 300 107	→	S	CAN	C	E	--	--	H	45	B
																									307 442 300 113	→	S	CAN	C	E	D	L1	H	45	B
																									307 442 300 183	→	S								V
									in connection with 307442300107/113: 06/12-For vehicles without REC and/or preparation please order additionally																										
		KIT 	307 459 900 113		60	23.0	10.0	75	1500	included in the KIT		S	CAN	C	E	D	L1	45	B																
	KIT 	307 461 900 113	60																	23.0	10.0	75	1500												













Ford Focus Saloon	04/05-04/11		307 342 600 001 →		150	20.0	8.8	75	1590		307 200 300 107 →		S	FRE	--	E	--	--	H	45	B	
				307 343 600 001 → 70		150	20.0	8.8	75	1590		307 200 300 113 →		S	FRE	--	E	D1	L1	H	45	B
Ford Focus Saloon 06/12-: With vehicles with 1,0 GTDi motor it could be possible that an additional water pump is necessary. Please find details in TSB 35/2012. exc. EcoBoost S / Individual Styling Package inc. facelift 11/2014-	04/11-		307 462 600 001 →		90	21.0	10.0	75	1500		307 402 300 107		S	CAN	C	E	--	--		45	B	
				307 463 600 001 70		90	23.0	10.0	75	1500		307 442 300 107 →		S	CAN	C	E	--	--	H	45	B
												307 442 300 113 →		S	CAN	C	E	D	L1	H	45	B
												307 442 300 183 →	in connection with 307442300107/113: 06/12-For vehicles without REC and/or preparation please order additionally	S						V	30	B
Ford Focus Estate For vehicles 04/02- a new inner part of the bumper must be ordered from Ford dealer, no. 1 110 935.	01/99-03/05		307 238 600 001		90	20.4	7.4	90	1300		300 072 300 113	for vehicles without central plug connection	--	FRE	--	--	D1	L1	V		B	
											307 234 300 107	for vehicles with central plug connection	S	FRE	--	E	--	--	V	60	B	
											307 234 300 113	for vehicles with central plug connection	S	FRE	--	E	D1	--	V	60	B	
											307 235 300 155	additional kit for 307234300107/113 08/03-	S	--	--	--	--	H	15	B		
Ford Focus Estate exc. ST / 225 HP inc. vehicles 01/08-	03/05-04/11		307 337 600 001 70		150	20.5	8.5	75	1500		307 240 300 107		S	FRE	--	E	--	--	H	45	L	
				307 338 600 001 70		150	26.0	8.5	75	1500		307 240 300 113		S	FRE	--	E	D1	--	H	45	L
		KIT		307 337 900 113 70		150	22.5	8.5	75	1500				S	FRE	--	E	D1	--	H	45	L
			KIT		307 338 900 113 70		150	26.0	8.5	75	1500		included in the KIT		S	FRE	--	E	D1	--	H	45

















Ford

Ford Focus Estate exc. ST / 225 HP Please order separately: foam carrier for antenna for vehicles with keyless entry, order no. 907456630001. 06/12-: With vehicles with 1,0 GTDi motor it could be possible that an additional water pump is necessary. Please find details in TSB 35/2012 exc. EcoBoost S / Individual Styling Package inc. facelift 11/2014-	04/11-			307 456 600 001		90	23.0	10.0	75	1500		307 402 300 107	   in connection with 307442300107/113: 06/12-For vehicles without REC and/or preparation please order additionally	S	CAN	C	E	--	--		45	B
				307 458 600 001		90	24.0	10.0	75	1500		307 442 300 107		S	CAN	C	E	--	--	H	45	B
												307 442 300 113		S	CAN	C	E	D	L1	H	45	B
												307 442 300 183		S						V	30	B
		KIT		307 456 900 113		90	25.0	10.0	75	1500		included in the KIT		S	CAN	C	E	D	L1		45	B
		KIT		307 458 900 113		90	26.0	10.0	75	1500				S	CAN	C	E	D	L1		45	B
Ford Fusion exc. vehicles with park distance control exc. Calero	04/02-			307 289 600 001		75	15.8	6.3	75	1050		300 072 300 107		--	FRE	--	--	--	--	V		B
												300 072 300 113		--	FRE	--	--	D1	L1	V		B
												307 122 300 113	11/05-	S	FRE			D1			75	B
Ford Fusion exc. vehicles with park distance control exc. Calero	11/05-	KIT		307 289 900 113		75	17.8	6.3	75	1050		included in the KIT	11/05-	S	FRE			D1			75	B
Ford Galaxy thermal-insulation plate inc. Please order separately: bumper carrier (321330616001) exc. vehicles with park distance control!	06/95-05/00			321 329 600 001	 	120	17.0	12.2	85	2400		321 458 300 107		S	FRE	--	E	--	--	H	60	B
												321 458 300 113		S	FRE	--	E	D1	L1	H	60	B

























Ford Galaxy thermal-insulation plate inc. inc. 4WD bumper bracket is not necessary	05/00-06		321 665 600 001			90	24.0	12.5	100	2500		321 458 300 107			S	FRE	--	E	--	--	H	60	B
			321 775 600 001			90	26.0	12.5	100	2500		321 458 300 113			S	FRE	--	E	D1	L1	H	60	B
	KIT		321 665 900 113			90	26.0	12.5	100	2500		included in the KIT			S	FRE	--	E	D1	L1	H	60	B
	KIT		321 775 900 113			90	28.0	12.5	100	2500						S	FRE	--	E	D1	L1	H	60
Ford Galaxy 7 seater without height control	05/06-09/15		307 306 600 001			90	17.0	11.1	90	2000		307 400 300 107			S	CAN	C	E	--	--	H	45	B
			307 355 600 001			90	19.5	11.1	90	2000		307 400 300 113			S	CAN	C	E	D	L1	H	45	B
	KIT		307 306 900 113			90	19.0	11.1	90	2000		included in the KIT			S	CAN	C	E	D	L1	H	45	B
	KIT		307 355 900 113			90	21.5	11.1	90	2000						S	CAN	C	E	D	L1	H	45
Ford Galaxy 7 seater with height control	05/06-09/15		307 356 600 001			90	19.5	11.1	90	2000		307 400 300 107			S	CAN	C	E	--	--	H	45	B
												307 400 300 113			S	CAN	C	E	D	L1	H	45	B
Ford Galaxy 7 seater without height control Please order separately cover for bumper cutout at Ford dealer' s.	09/15-		307 497 600 001			90	20.0	12.1	90	2000		307 499 300 107			S	A	C1	E2	--	--	H	60	B
												307 499 300 113			S	A	C1	E2	D1	L1	H	60	B
	KIT		307 497 900 113			90	27.0	12.1	90	2000		included in the KIT			S	A	C1	E2	D1	L1	H	60	B
Ford Galaxy 7 seater with height control Please order separately cover for bumper cutout at Ford dealer' s.	09/15-		307 498 600 001			90	20.0	12.1	90	2000		307 499 300 107			S	A	C1	E2	--	--	H	60	B
												307 499 300 113			S	A	C1	E2	D1	L1	H	60	B
Ford Galaxy 7 seater without height control	09/15-		307 496 600 001			90	20.0	12.1	90	2000		307 499 300 107			S	A	C1	E2	--	--	H	60	B
												307 499 300 113			S	A	C1	E2	D1	L1	H	60	B
	KIT		307 496 900 113			90	24.0	12.1	90	2000		included in the KIT			S	A	C1	E2	D1	L1	H	60	B





























Ford

Ford Grand C-Max inc. Titanium	09/10-			307 402 600 001	→		60	19.0	10.0	75	1800		307 402 300 107	06/15- for vehicles without preparation	S	CAN	C	E	--	--			45	B	
				307 508 600 001			60	19.2	10.0	90	1800		307 402 300 107	-06/15	S	CAN	C	E	--	--			45	B	
				307 441 600 001	→		60	21.0	10.0	75	1800		307 402 300 113	06/15- for vehicles without preparation	S	CAN	C	E	D	L1			45	B	
				307 507 600 001			60	25.0	10.0	90	1800		307 402 300 113	-06/15	S	CAN	C	E	D	L1			45	B	
													307 442 300 107	→	-06/15	S	CAN	C	E	--	--	H		45	B
													307 442 300 113	→	-06/15	S	CAN	C	E	D	L1	H		45	B
													307 442 300 183	→	in connection with 307442300107/113: 06/12-06/15 For vehicles without REC and/or preparation please order additionally	S							V	30	B
													307 539 300 107		06/15-	S	FRE	C	E2	--	--	H		90	B
											307 539 300 113		06/15-	S	FRE	C	E2	D	L1	H		90	B		
Ford Grand C-Max inc. Titanium	09/10-06/15	KIT		307 402 900 113			60	21.0	10.0	75	1800			included in the KIT											
		KIT		307 441 900 113			60	23.0	10.0	75	1800				-06/15	S	CAN	C	E	D	L1			45	B
Ford Grand C-Max inc. Titanium	06/15-	KIT		307 508 900 113			60	23.0	10.0	90	1800			included in the KIT											
		KIT		307 507 900 113			60	29.0	10.0	90	1800				06/15-	S	FRE	C	E2	D	L1	H		90	B





















Ford Kuga	05/08-04/13		307 345 600 001	→ 	90	26.0	10.6	105	2100	307 280 300 107	→		S	FRE	--	E	--	--	H	90	B
			307 564 600 001		120	26.0	10.6	105	2100												
			307 464 600 001	→ 	90	25.0	10.6	105	2100		307 280 300 113										
			307 565 600 001		120	26.0	10.6	105	2100												
	KIT		307 345 900 113	→ 	90	28.0	10.6	105	2100	included in the KIT			S	FRE	--	E	D1	L1	H	90	B
	KIT		307 564 900 113		120	28.0	10.6	100	2100												
	KIT		307 464 900 113	→ 	90	27.0	10.6	105	2100												
	KIT		307 565 900 113		90	27.0	10.6	105	2100												
























Ford

Ford Kuga	04/13-		307 473 600 001	→		120	23.0	11.0	100	2100		307 473 300 107			S	CAN	C	E	--	--		60	B		
			307 566 600 001			120	23.0	11.0	100	2100		307 473 300 113			S	CAN	C	E	D	L1		60	B		
			307 474 600 001	→		120	25.0	11.0	100	2100		307 474 300 107	→	for vehicles with preparation	S	CAN	C	E	--	--	H	60	B		
			307 567 600 001			120	25.0	11.0	100	2100		307 474 300 113	→	for vehicles with preparation	S	CAN	C	E	D	L1	H	60	B		
														in connection with 307474300107/113: For vehicles without preparation please order additionally	S							V	45	B	
		KIT		307 473 900 113			120	25.0	11.0	100	2100														
		KIT		307 566 900 113			120	25.0	11.0	100	2100				included in the KIT	S	CAN	C	E	D	L1		60	B	
		KIT		307 474 900 113			120	27.0	11.0	100	2100														
KIT		307 567 900 113			120	27.0	11.0	100	2100																
Ford Mondeo Saloon/ Hatchback hatchback, inc. 4x4, exc. RS	03/93-09/96		307 186 600 001	→		120	15.0	9.0	75	1600		300 060 300 107			--	C2	--	E1	--	--	H	45	B		
												300 060 300 113			--	C2	--	E1	D1	L1	H	45	B		
Ford Mondeo Saloon/ Hatchback liftback and notchback	10/96-10/00		307 219 600 001	→		120	17.2	9.0	75	1600		300 060 300 107			--	C2	--	E1	--	--	H	45	B		
												300 060 300 113			--	C2	--	E1	D1	L1	H	45	B		
Ford Mondeo Saloon/ Hatchback exc. ST 220 With models Ghia/Titanium/ Platinum 01/05- we recommend to exchange the spoiler for optical reasons into the standard spoiler.	11/00-06/07		307 241 600 001			60	18.3	11.0	120	2000		300 072 300 107			--	FRE	--	--	--	--	V		B		
			307 242 600 001	→		60	19.5	11.0	120	2000		300 072 300 113			--	FRE	--	--	D1	L1	V		B		
Ford Mondeo Saloon/ Hatchback 4/5 doors exc. vehicles with height control, exc. for "Vignale"	01/15-		307 475 600 001			90	22.5	11.9	100	2500		307 478 300 107			S	A	C1	E2	--	--	H	90	B		
												307 478 300 113			S	A	C1	E2	D1	L1	H	90	B		
		KIT		307 475 900 113			90	24.5	11.9	100	2500		included in the KIT			S	A	C1	E2	D1	L1	H	90	B	


















Ford Mondeo Saloon/ Hatchback 4/5 doors inc. vehicles with height control, exc. for "Vignale"	01/15-			307 476 600 001		90	25.0	11.9	100	2500		307 478 300 107			S	A	C1	E2	--	--	H	90	B
												307 478 300 113			S	A	C1	E2	D1	L1	H	90	B
		KIT		307 476 900 113		90	27.0	11.9	100	2500		included in the KIT			S	A	C1	E2	D1	L1	H	90	B
Ford Mondeo Saloon/ Hatchback 4 doors models 10/10- = visible cutout exc. Titanium X Sport	06/07-14			307 331 600 001		90	17.5	11.6	90	2120		307 400 300 107			S	CAN	C	E	--	--	H	45	B
				307 332 600 001		90	17.5	11.6	90	2120		307 400 300 113			S	CAN	C	E	D	L1	H	45	B
Ford Mondeo Saloon/ Hatchback 5 doors	06/07-12/14			307 328 600 001		90	17.0	11.6	90	2120		307 400 300 107			S	CAN	C	E	--	--	H	45	B
				307 329 600 001		90	17.0	11.6	90	2120		307 400 300 113			S	CAN	C	E	D	L1	H	45	B
		KIT		307 328 900 113		90	19.0	9.0	90	2120		included in the KIT			S	CAN	C	E	D	L1	H	45	B
		KIT		307 329 900 113		90	19.0	11.6	90	2120					S	CAN	C	E	D	L1	H	45	B
Ford Mondeo Estate inc. 4 WD, exc. RS, inc. models from '96	05/93-10/00			307 194 600 001		90	18.0	9.0	75	1600		300 072 300 107			--	FRE	--	--	--	--	V		B
Ford Mondeo Estate inc. vehicles with height control exc. ST220	11/00-06/07			307 431 600 001		120	19.0	11.0	85	2000		307 244 300 107			S	FRE	--	E	--	--	V	75	L
												307 244 300 113			S	FRE	--	E	D1	--	V	75	B
Ford Mondeo Estate Ghia / Titanium / Platinum exc. ST220	05/05-06/07			307 429 600 001		120	19.0	11.0	80	2000		307 244 300 107			S	FRE	--	E	--	--	V	75	L
				307 430 600 001		120	19.0	11.0	80	2000		307 244 300 113			S	FRE	--	E	D1	--	V	75	B
Ford Mondeo Estate for vehicles with height control	06/07-12/14			307 336 600 001		150	19.2	11.6	90	2120		307 400 300 107			S	CAN	C	E	--	--	H	45	B
												307 400 300 113			S	CAN	C	E	D	L1	H	45	B









Ford
























Ford Mondeo Estate exc. vehicles with height control	06/07-12/14			307 403 600 001		150	17.5	11.6	90	2120		307 400 300 107			S	CAN	C	E	--	--	H	45	B
				307 455 600 001		150	19.5	11.6	90	2120		307 400 300 113			S	CAN	C	E	D	L1	H	45	B
	KIT		307 403 900 113		90	19.5	11.6	90	2120		included in the KIT			S	CAN	C	E	D	L1	H	45	B	
	KIT		307 455 900 113		90	21.5	11.6	90	2120						S	CAN	C	E	D	L1	H	45	B
Ford Mondeo Estate exc. vehicles with height control, exc. for "Vignale"	01/15-			307 475 600 001		90	22.5	11.9	100	2500		307 478 300 107			S	A	C1	E2	--	--	H	90	B
												307 478 300 113			S	A	C1	E2	D1	L1	H	90	B
KIT		307 475 900 113		90	24.5	11.9	100	2500			included in the KIT			S	A	C1	E2	D1	L1	H	90	B	
Ford Mondeo Estate inc. vehicles with height control, exc. for "Vignale"	01/15-			307 476 600 001		90	25.0	11.9	100	2500		307 478 300 107			S	A	C1	E2	--	--	H	90	B
												307 478 300 113			S	A	C1	E2	D1	L1	H	90	B
KIT		307 476 900 113		90	27.0	11.9	100	2500			included in the KIT			S	A	C1	E2	D1	L1	H	90	B	
Ford Ranger II 4 WD	12/06-03/12			307 376 600 001		60	32.0	14.9	150	3000		307 376 300 113			S	C2	--	E1	D	--	V		B
Ford Ranger III for vehicles with bumper with integrated step	03/12-			307 443 600 001		90	41.0	17.2	200	3500		343 069 300 113			S	CAN	C	E	D	--	V	60	B
		KIT		307 443 900 113		90	43.0	17.2	200	3500			included in the KIT			S	CAN	C	E	D	--	V	60

Ford S-Max without height control with styling package by Ford Individual + for S-Max Titanium S = visible cutout	05/06-09/15			307 304 600 001		90	17.7	11.1	90	2000		307 400 300 107			S	CAN	C	E	--	--	H	45	B
				307 305 600 001		90	19.5	11.1	90	2000		307 400 300 113			S	CAN	C	E	D	L1	H	45	B
		KIT		307 304 900 113		90	19.7	11.1	90	2000		included in the KIT			S	CAN	C	E	D	L1	H	45	B
		KIT		307 305 900 113		90	21.5	11.1	90	2000						S	CAN	C	E	D	L1	H	45
Ford S-Max with height control with styling package by Ford Individual + for S-Max Titanium S = visible cutout	05/06-09/15			307 308 600 001		90	19.5	11.1	90	2000		307 400 300 107			S	CAN	C	E	--	--	H	45	B
				307 400 300 113											S	CAN	C	E	D	L1	H	45	B
Ford S-Max without height control Please order separately cover for bumper cutout at Ford dealer's.	09/15-			307 497 600 001		90	20.0	12.1	90	2000		307 499 300 107			S	A	C1	E2	--	--	H	60	B
				307 499 300 113											S	A	C1	E2	D1	L1	H	60	B
KIT				307 497 900 113		90	27.0	12.1	90	2000		included in the KIT			S	A	C1	E2	D1	L1	H	60	B
				307 498 600 001												S	A	C1	E2	--	--	H	60
Ford S-Max with height control Please order separately cover for bumper cutout at Ford dealer's.	09/15-			307 498 600 001		90	20.0	12.1	90	2000		307 499 300 107			S	A	C1	E2	--	--	H	60	B
				307 499 300 113											S	A	C1	E2	D1	L1	H	60	B
Ford S-Max without height control	09/15-			307 496 600 001		90	20.0	12.1	90	2000		307 499 300 107			S	A	C1	E2	--	--	H	60	B
				307 499 300 113											S	A	C1	E2	D1	L1	H	60	B
		KIT		307 496 900 113		90	24.0	12.1	90	2000		included in the KIT			S	A	C1	E2	D1	L1	H	60	B
Ford Transit Connect Tourneo exc. vehicles with LPG /gas drive	01/03-12/13			307 262 600 001		120	16.0	8.1	75	1250		307 360 300 107			S	FRE	--	E1	--	--	H	60	B
				307 360 300 113											S	FRE	--	E1	D1	L1	H	60	B
		KIT		307 262 900 113		120	18.0	8.1	75	1250		included in the KIT			S	FRE	--	E1	D1	L1	H	60	B

























Ford






Ford Tourneo Custom Van	11/12-		307 382 600 001			30	17.2	14.9	120	2800		307 386 300 107			S	CAN	C	E	--	--	V	90	B
			307 385 600 001			30	23.0	14.9	120	2800		307 386 300 113			S	CAN	C	E	D	L1	V	90	B
		KIT 	307 382 900 113			30	19.0	14.9	120	2800		included in the KIT			S	CAN	C	E	D	L1	V	90	B
		KIT 	307 385 900 113			30	25.0	14.9	120	2800						S	CAN	C	E	D	L1	V	90
Ford Tourneo/Transit Connect	02/14-		307 500 600 001			90	15.5	8.3	75	1250		307 500 300 107	for vehicles with preparation	S	CAN		E	--	--	H	60	B	
			307 526 600 001			90	17.2	8.3	75	1250		307 500 300 113	for vehicles with preparation	S	CAN		E	D	L1	H	60	B	
			307 501 600 001			90	15.5	8.3	75	1250						S	CAN		E	D	L1	H	60
		KIT 	307 500 900 113			90	17.5	8.3	75	1250		included in the KIT	for vehicles with preparation	S	CAN		E	D	L1	H	60	B	
		KIT 	307 501 900 113			90	17.5	8.3	75	1250						S	CAN		E	D	L1	H	60
		Ford Tourneo/Transit Courier	06/14-		307 521 600 001			60	17.0	8.3	75	1200		307 522 300 107			S	A	C1	E1	--	--	H
	307 553 600 001					60	19.0	8.3	75	1200		307 522 300 113			S	A	C1	E1	D1	--	H	75	B
	307 522 600 001					60	19.0	8.3	75	1200					S	A	C1	E1	D1	--	H	75	B
KIT 	307 521 900 113					60	19.0	8.3	75	1200		included in the KIT			S	A	C1	E1	D1	--	H	75	B
KIT 	307 522 900 113					60	21.0	8.3	75	1200					S	A	C1	E1	D1	--	H	75	B

Ford Transit Connect inc. RS with double tube exhaust system exc. vehicles with LPG /gas drive	01/03-12/13			307 262 600 001			120	16.0	8.1	75	1250		307 360 300 107			S	FRE	--	E1	--	--	H	60	B	
														307 360 300 113			S	FRE	--	E1	D1	L1	H	60	B
		KIT		307 262 900 113			120	18.0	8.1	75	1250		included in the KIT			S	FRE	--	E1	D1	L1	H	60	B	
Ford Transit Custom Van	11/12-			307 382 600 001			30	17.2	14.9	120	2800		307 386 300 107			S	CAN	C	E	--	--	V	90	B	
				307 385 600 001			30	23.0	14.9	120	2800		307 386 300 113			S	CAN	C	E	D	L1	V	90	B	
		KIT		307 382 900 113			30	19.0	14.9	120	2800		included in the KIT			S	CAN	C	E	D	L1	V	90	B	
		KIT		307 385 900 113			30	25.0	14.9	120	2800					S	CAN	C	E	D	L1	V	90	B	
Ford Transit Van name of the type begins with "F", towing bracket inc. towball (329076600001) exc. vehicles with step suitable step: 307267600001 For vehicles from 08/2004 please order separately (if not available serially) at Ford dealers: reinforcement for longitudinal beam 1 x FINIS 4583024, nut 2 x FINIS 4105891, screw 2 x FINIS 4046120	04/00-12/12			307 260 600 001			60	19.8	15.3	112	2800		307 260 300 107			S	FRE	--	E1	--	--	V	75	B	
													307 260 300 113			S	FRE	--	--	D1	--	V	75	B	
Ford Transit Van name of the type begins with "F", towing bracket inc. towball (329076600001) exc. vehicles with step suitable step: 307267600001 For vehicles from 08/2004 please order separately at Ford dealers: reinforcement for longitudinal beam 1 x FINIS 4583024, nut 2 x FINIS 4105891, screw 2 x FINIS 4046120	04/00-12/12	KIT		307 260 900 113			60	21.8	15.3	112	2800		included in the KIT			S	FRE	--	--	D1	--	V	75	B	
Ford Transit Van 4,6 t max. total weight Only available at Ford dealers.	10/07-																								


Honda Accord Saloon exc. Estate	02/03-08		338 074 600 001		90	21.0	8.3	75	1500	300 072 300 107	--	FRE	--	--	--	--	V	B	
											300 072 300 113	--	FRE	--	--	D1	L1	V	B
Honda Accord Saloon (CU) exc. type S	01/08-12/15		338 065 600 001		90	20.0	9.5	75	1700	300 072 300 107	--	FRE	--	--	--	--	V	B	
				338 066 600 001		90	21.0	9.5	75	1700	300 072 300 113	--	FRE	--	--	D1	L1	V	B
Honda Accord Tourer (CL)	04/03-08		338 086 600 001		120	21.0	8.8	75	1500	300 072 300 107	--	FRE	--	--	--	--	V	B	
				338 087 600 001		120	21.0	8.8	75	1500	300 072 300 113	--	FRE	--	--	D1	L1	V	B
Honda Accord Tourer (CW)	01/08-12/15		338 065 600 001		90	20.0	9.5	75	1700	300 072 300 107	--	FRE	--	--	--	--	V	B	
				338 066 600 001		90	21.0	9.5	75	1700	300 072 300 113	--	FRE	--	--	D1	L1	V	B
Honda CRV	01/07-11/12		338 053 600 001		60	20.0	10.4	100	2000	338 680 300 113	S	FRE	--	E2	D1	--	H	60	B
			KIT		338 053 900 113		60	22.0	10.4	100	2000	included in the KIT	S	FRE	--	E2	D1	--	H
Honda CRV inc. vehicles with sport equipment	01/07-11/12		338 094 600 001		90	27.0	10.5	80	2000	338 680 300 113	S	FRE	--	E2	D1	--	H	60	B
			KIT		338 094 900 113		90	29.0	10.5	80	2000	included in the KIT	S	FRE	--	E2	D1	--	H
Honda CRV	11/12-		338 107 600 001		90	19.0	10.7	100	2000	300 210 300 107	--	A	--	--	--	--	V	90	B
				338 108 600 001		90	20.0	10.7	100	2000	300 210 300 113	--	A	--	E	D1	L1	V	90



























Honda




























Honda Civic 3 / 5 doors exc. Civic "R"	01/06-		338 091 600 001		60	22.0	8.3	75	1500	300 072 300 107	--	FRE	--	--	--	--	V	B	
			338 092 600 001		60	23.0	8.3	75	1500	300 072 300 113	--	FRE	--	--	D1	L1	V	B	
Honda Civic 5 doors	01/12-		338 103 600 001			22.0	8.3	75	1500	300 210 300 107	--	A	--	--	--	--	V	90	B
			338 104 600 001			23.0	8.3	75	1500	300 210 300 113	--	A	--	E	D1	L1	V	90	B
Honda Civic Tourer	02/14-		338 119 600 001		90	24.0	8.2	75	1400	300 210 300 107	--	A	--	--	--	--	V	90	B
			338 120 600 001		75	26.0	8.2	75	1400	300 210 300 113	--	A	--	E	D1	L1	V	90	B
Honda FRV	01/05-12/09		338 073 600 001		100	24.0	8.7	90	1500	300 073 300 113	--	FRE	--	--	D1	L1	V	90	B
			338 075 600 001		100	24.0	8.7	90	1500										
Honda HRV	09/15-		338 109 600 001							338 110 300 107	S		--	E2	--	--	V	90	B
			338 109 900 113																
			338 110 600 001							338 110 300 113	S			E2	D	L1	V	90	B
			338 110 900 113																
Honda Jazz	-11/08		338 060 600 001		60	17.5	5.9	70	1000	300 072 300 107	--	FRE	--	--	--	--	V	B	
			338 059 600 001		→	60	18.5	5.9	70	1000	300 072 300 113	--	FRE	--	--	D1	L1	V	B

Honda Jazz	11/08-09/15		338 115 600 001		90	19.0	6.6	80	1100		300 210 300 107			--	A	--	--	--	--	V	90	B
			338 116 600 001		90	21.0	6.6	80	1100		300 210 300 113			--	A	--	E	D1	L1	V	90	B
Honda Jazz	09/15-		338 125 600 001								300 210 300 107			--	A	--	--	--	--	V	90	B
			338 126 600 001									300 210 300 113			--	A	--	E	D1	L1	V	90



























Hummer


Hummer II	02-		342 160 600 001	→		150	29.0	18.3	140	3500		300 210 300 113				--	A	--	E	D1	L1	V	90	B
-----------	-----	---	-----------------	---	---	-----	------	------	-----	------	--	-----------------	--	--	--	----	---	----	---	----	----	---	----	---

Hyundai Grand Santa Fe	02/14-			346 086 600 001		60	23.0	11.4	100	2000		346 076 300 107			S	A	--	--	--	--			90	B
				346 087 600 001		60	25.0	11.4	100	2000		346 076 300 113			S	A	--	--	D	L1			90	B
		KIT		346 086 900 113		60	24.0	11.4	100	2000		included in the KIT			S	A	--	--	D	L1			90	B
		KIT		346 087 900 113		60	26.0	11.4	100	2000						S	A	--	--	D	L1			90
Hyundai H1 / H300 / iLoad Van	08-			346 056 600 001		60	28.0	13.5	100	2400		346 057 300 113			S	C2	--	E1	D1	L1	V		60	L
				346 057 600 001		60	28.0	13.5	100	2400						S	C2	--	E1	D1	L1	V		60
Hyundai i 10	01/08-10/13			346 047 600 001		90	19.0	5.2	32	800		300 210 300 107			--	A	--	--	--	--	V		90	B
												300 210 300 113			--	A	--	E	D1	L1	V		90	B
Hyundai i 10 is not permitted to tow by manufacturer.	11/13-																							
Hyundai i 20 3/5 doors	01/09-12/14			346 084 600 001		90	20.0	6.6	50	1200		300 210 300 107			--	A	--	--	--	--	V		90	B
												300 210 300 113			--	A	--	E	D1	L1	V		90	B
Hyundai i 20 5 doors exc. I 20 Coupé	01/15-			346 092 600 001		60	19.0	6.8	50	1110		300 210 300 107			--	A	--	--	--	--	V		90	B
				346 093 600 001		60	22.0	6.8	50	1110		300 210 300 113			--	A	--	E	D1	L1	V		90	B
Hyundai i 30 Hatchback	09/07-02/12			345 028 600 001		90	17.5	8.6	75	1500		300 210 300 107			--	A	--	--	--	--	V		90	B
												300 210 300 113			--	A	--	E	D1	L1	V		90	B
Hyundai i 30 Hatchback inc. I30 Coupe 03/13- exc. GT	03/12-			345 086 600 001		60	20.0	8.3	75	1500		346 071 300 113			S	A	--	E1	D1	--	V		75	L
		KIT		346 071 900 113		60	22.0	8.3	75	1500		included in the KIT			S	A	--	E1	D1	--	V		75	L





Hyundai IX 20	11/10-		346 063 600 001		90	20.0	7.6	75	1300		346 064 300 107			S	A	--	E1	--	--	V	75	B	
			346 064 600 001		90	21.0	7.6	75	1300		346 064 300 113			S	A	--	E1	D1	--	V	75	B	
		KIT		346 063 900 113		90	22.0	7.6	75	1300		included in the KIT			S	A	--	E1	D1	--	V	75	B
		KIT		346 064 900 113		90	23.0	7.6	75	1300						S	A	--	E1	D1	--	V	75
Hyundai IX 35	03/10-09/15		346 048 600 001		90	23.0	11.1	96	2400		346 049 300 107			S	A	--	E2	--	--	V	90	B	
			346 049 600 001		90	25.0	11.1	96	2400		346 049 300 113			S	A	--	E2	D1	L1	V	90	B	
		KIT		346 048 900 113		90	25.0	11.1	96	2400		included in the KIT			S	A	--	E2	D1	L1	V	90	B
		KIT		346 049 900 113		90	27.0	11.1	96	2400						S	A	--	E2	D1	L1	V	90
Hyundai Matrix inc. facelift 08-	01-		346 050 600 001		90	19.0	8.1	60	1400		300 072 300 107			--	FRE	--	--	--	--	V		B	
											300 072 300 113			--	FRE	--	--	D1	L1	V		B	
Hyundai Santa Fe type SM exc. vehicles with 3. seat row	00-03/06		346 011 600 001		90	26.0	12.0	100	2300		300 061 300 107			--	C2	--	--	--	--	V		B	
											300 061 300 113			--	C2	--	--	--	--	V		B	
Hyundai Santa Fe type CM inc. vehicles with height control	03/06-09/12		346 020 600 001		90	26.0	13.6	100	3000		346 811 300 113			S	FRE	--	--	D1	L1	H		L	
			346 021 600 001		90	29.0	13.6	100	3000														
		KIT		346 810 900 113		90	28.0	13.6	100	3000		included in the KIT											
		KIT		346 811 900 113		90	29.0	13.6	100	3000				discontinued model:	S	FRE	--	E1	D1	L1	H	75	B




















Hyundai

Hyundai Santa Fe exc. Grand Santa Fe	09/12-		346 075 600 001		90	23.0	12.5	100	2500	346 076 300 107	S	A	--	--	--	--	90	B	
			346 076 600 001		90	25.0	12.5	100	2500	346 076 300 113	S	A	--	--	D	L1	90	B	
	KIT		346 075 900 113		90	25.0	12.5	100	2500	included in the KIT	S	A	--	--	D	L1	90	B	
			346 076 900 113		90	27.0	12.5	100	2500										
Hyundai Sonata exc. vehicles with 2 l motor	05-		346 059 600 001		90	20.0	9.7	75	1800	300 210 300 107	--	A	--	--	--	--	V	90	B
			346 059 600 001		90	20.0	9.7	75	1800	300 210 300 113	--	A	--	E	D1	L1	V	90	B
Hyundai Terracan towball for swap system: 329059600001	10/01-		346 015 600 001		60	25.8	15.3	140	3500	300 072 300 107	--	FRE	--	--	--	--	V		B
			346 015 600 001		60	25.8	15.3	140	3500	300 072 300 113	--	FRE	--	--	D1	L1	V		B
Hyundai Tucson	09/04-03/10		346 018 600 001		90	20.6	10.9	90	2200	346 018 300 113	S	FRE	--	E1	D1	L1	H	45	B
			346 019 600 001		90	23.5	10.9	90	2200										
	KIT		346 018 900 113		90	22.6	10.9	90	2200	included in the KIT	S	FRE	--	E1	D1	L1	H	45	B
			346 019 900 113		90	25.5	10.9	90	2200										
Hyundai Tucson	07/15-		346 103 600 001		60	25.0	11.3	100	2200	346 049 300 107	S	A	--	E2	--	--	V	90	B
			346 104 600 001		60	27.0	11.3	100	2200	346 049 300 113	S	A	--	E2	D1	L1	V	90	B
	KIT		346 103 900 113		60	29.0	11.3	100	2200	included in the KIT	S	A	--	E2	D1	L1	V	90	B
			346 104 900 113		60	30.0	11.3	100	2200										



























Isuzu D-Max 4x4 exc. 4x2 exc. vehicles with double tube exhaust system	06/12-			342 195 600 001			90	29.0	16.1	140	3500												
--	--------	--	---	------------------------	--	--	----	------	------	-----	------	--	--	--	--	--	--	--	--	--	--	--	--

Iveco-Magirus



























Iveco Daily van / minibus / flatbed 29 - 70 C inc. towball, hole pattern: 90x50 mm For models 65/70 C please order parts to strengthen the framework, Iveco no. 299 4054 at Iveco dealers.	05/99-07/14		342 168 600 001			60	36.0	25.4	150	3500		300 056 300 107			--	FRE	--	E	--	--	V		L
												300 056 300 113			--	FRE	--	E	D1	--	V		L
Iveco Daily van / minibus / flatbed 29 - 65 inc. towball, hole pattern: 90x50 mm for vehicles with step For models 65C please order parts to strengthen the framework, Iveco no. 299 4054 at Iveco dealers.	05/99-07/14		342 176 600 001			60	36.0	20.5	140	3500		300 056 300 107			--	FRE	--	E	--	--	V		L
												300 056 300 113			--	FRE	--	E	D1	--	V		L
Iveco-Daily Van / Minibus	07/14-		342 234 600 001			60	34.0	18.0	200	3500		342 239 300 113			S	FRE	--	--	D	L	H	45	B
Iveco-Daily Flatbed 29 - 70 C incl. towball hole pattern: 90x50 mm for model 65/70 C please order chassis frame enhancement, no. 2994054 from Iveco dealers	07/14-		342 168 600 001			60	36.0	25.4	150	3500		342 239 300 113			S	FRE	--	--	D	L	H	45	B























Jeep Cherokee KJ	09/01-03/08		342 094 600 001			90	24.0	14.5	140	3500		300 065 300 005		for vehicles with earth switched rear fog lights please order separately	--	--	--	E1	--	--	H	15	B	
												300 210 300 107			--	A	--	--	--	--	V	90	B	
												300 210 300 113			--	A	--	E	D1	L1	V	90	B	
Jeep Cherokee	09/01-03/08		342 118 600 001			180	35.0	14.4	80	2720		300 065 300 005		for vehicles with earth switched rear fog lights please order separately	--	--	--	E1	--	--	H	15	B	
												300 210 300 107			--	A	--	--	--	--	V	90	B	
												300 210 300 113			--	A	--	E	D1	L1	V	90	B	
Jeep Cherokee	03/08-03/14		342 142 600 001			45	35.0	15.3	140	3500		300 210 300 107			--	A	--	--	--	--	V	90	B	
			342 131 600 001			90	30.0	15.3	140	3500		300 210 300 113			--	A	--	E	D1	L1	V	90	B	
Jeep Cherokee Onroad / KL	04/14-		342 208 600 001			60	32.0	12.4	150	2500						S	A		E2	D	L1	V	150	B
			342 207 600 001			60	33.0	12.4	150	2500		342 200 300 113												
Jeep Cherokee Offroad / Trailhawk / KL	04/14-		342 209 600 001			60	32.0	12.4	150	2500		342 200 300 113				S	A		E2	D	L1	V	150	B
Jeep Commander	05/06-12/10		342 102 600 001			30	9.0	15.6	150	3500						S	A	--	E	D	L1	H	90	B
			342 103 600 001			30	11.5	15.6	150	3500		342 103 300 113												
		KIT 	342 102 900 113			30	11.0	15.6	150	3500						S	A	--	E	D	L1	H	90	B
		KIT 	342 103 900 113			30	13.5	15.6	150	3500		included in the KIT				S	A	--	E	D	L1	H	90	B

Jeep
























Jeep Compass	11/06-12/10			342 112 600 001		120	18.0	9.9	105	2000		300 210 300 107			--	A	--	--	--	--	V	90	B
				342 113 600 001		120	19.5	9.9	105	2000		300 210 300 113			--	A	--	E	D1	L1	V	90	B
Jeep Grand Cherokee	04/99-06/05			342 085 600 001		90	23.9	14.3	140	3500		300 210 300 107			--	A	--	--	--	--	V	90	B
												300 210 300 113			--	A	--	E	D1	L1	V	90	B
Jeep Grand Cherokee exc. SRT8, 6.1 HEMI	06/05-03/11			342 102 600 001		30	9.0	15.6	150	3500		342 097 300 113	-03/06	S	A	--	--	D	L1	H	75	B	
				342 103 600 001		30	11.5	15.6	150	3500		342 103 300 113	03/06-	S	A	--	E	D	L1	H	90	B	
Jeep Grand Cherokee exc. SRT8, 6.1 HEMI	03/06-03/11	KIT		342 102 900 113		30	11.0	15.6	150	3500		included in the KIT	03/06-	S	A	--	E	D	L1	H	90	B	
				342 103 900 113		30	13.5	15.6	150	3500													
Jeep Grand Cherokee exc. SRT8/Summit inc. Facelift 06/13-	04/11-			342 184 600 001		90	21.0	16.0	175	3500		342 184 300 113	-06/13	S	A	C	--	D	L1	V	120	B	
												342 185 300 157											
												342 190 300 113	06/13-	S	A	--	E1	D	L1	V	120	B	
Jeep Grand Cherokee exc. SRT8 inc. Summit	04/11-			342 221 600 001		90	23.0	16.0	175	3500		342 184 300 113	-06/13	S	A	C	--	D	L1	V	120	B	
												342 190 300 113	06/13-	S	A	--	E1	D	L1	V	120	B	
Jeep Grand Cherokee exc. SRT8 inc. Summit	04/11-06/13	KIT		342 185 900 113		90	23.0	16.0	175	3500		included in the KIT	-06/13	S	A	C	--	D	L1	V	120	B	
Jeep Grand Cherokee exc. SRT8 inc. Summit	06/13-	KIT		342 190 900 113		90	23.0	16.0	175	3500		included in the KIT	06/13-	S	A	--	E1	D	L1	V	120	B	
Jeep Patriot	08/07-12/10			342 112 600 001		120	18.0	9.9	105	2000		300 210 300 107			--	A	--	--	--	--	V	90	B
				342 113 600 001		120	19.5	9.9	105	2000		300 210 300 113			--	A	--	E	D1	L1	V	90	B

Kia























Kia Carens	10/06-03/12		345 075 600 001		90	24.0	9.1	75	1500	300 061 300 107			--	C2	--	--	--	--	V		B
											300 061 300 113			--	C2	--	--	--	--	V	
Kia Carens	03/12-	 	345 091 600 001		90	20.0	9.1	75	1500	300 210 300 107			--	A	--	--	--	--	V	90	B
			345 092 600 001		90	22.0	9.1	75	1500	300 210 300 113			--	A	--	E	D1	L1	V	90	B
Kia Sedona	99-07/06		345 015 600 001	 	90	19.0	11.5	80	2000	300 210 300 113			--	A	--	E	D1	L1	V	90	B
Kia Sedona	05/06-		345 054 600 001		90	30.0	11.9	80	2000	300 210 300 113			--	A	--	E	D1	L1	V	90	B
Kia Cee'd 4/5 doors	01/07-06/12	 	345 027 600 001		90	16.0	8.6	75	1500	300 210 300 113		-09/09	--	A	--	E	D1	L1	V	90	B
			345 028 600 001		90	17.5	8.6	75	1500	345 028 300 113		09/09-	S	A	--	E	D1	--	V	75	B
Kia Cee'd 5 doors	06/12-	 KIT 	345 086 600 001		60	20.0	8.3	75	1500	345 086 300 107			S	A	--	E2	--	--	V	90	L
										345 086 300 113			S	A	--	E2	D1	--	V	90	L
											included in the KIT			S	A	--	E2	D1	--	V	90
Kia Cee'd Sporty Wagon	07/07-09/12	 	345 027 600 001		90	16.0	8.6	75	1500	300 073 300 113		-09/09	--	FRE	--	--	D1	L1	V	90	B
			345 059 600 001		90	17.5	8.6	75	1500	345 059 300 113		09/09-	S	A	--	--	D1	L1	V	75	L
Kia Cee'd Sporty Wagon	09/09-09/12	KIT  KIT 	345 027 900 113		90	18.0	8.6	75	1500				S	A	--	--	D1	L1	V	75	L
			345 059 900 113		90	19.5	8.6	75	1500	included in the KIT		09/09-	S	A	--	--	D1	L1	V	75	L

Kia Cee'd sw/Sportswagon exc. GT Line	10/12-		345 088 600 001		90	20.0	8.5	75	1500		345 086 300 107			S	A	--	E2	--	--	V	90	L	
			345 089 600 001		90	23.0	8.5	75	1500		345 086 300 113			S	A	--	E2	D1	--	--	V	90	L
	KIT		345 088 900 113		90	22.0	8.5	75	1500		included in the KIT			S	A	--	E2	D1	--	--	V	90	L
	KIT		345 089 900 113		90	25.0	8.5	75	1500						S	A	--	E2	D1	--	--	V	90
Kia Cee'd sw/Sportswagon GT-Line	10/12-		345 111 600 001								345 086 300 107			S	A	--	E2	--	--	V	90	L	
			345 112 600 001									345 086 300 113			S	A	--	E2	D1	--	--	V	90
Kia Magentis	02/06-07/09		345 056 600 001		60	19.0	9.4	75	1700		300 072 300 107			--	FRE	--	--	--	--	V		B	
											300 072 300 113			--	FRE	--	--	D1	L1	V		B	
Kia Optima	04/12-11/15		345 081 600 001	→ 	60	17.5	8.0	60	1300		345 082 300 113			S	A	--	--	D1	--	--	V	90	B
			345 082 600 001		60	19.0	8.0	60	1300														
	KIT		345 081 900 113	→ 	60	19.5	8.0	60	1300		included in the KIT			S	A	--	--	D1	--	--	V	90	B
	KIT		345 082 900 113		60	21.0	8.0	60	1300														
Kia Picanto inc. facelift 08-	04-05/11		345 058 600 001		90	18.0	5.9	40	1000		300 072 300 107			--	FRE	--	--	--	--	--	V		B
											300 072 300 113			--	FRE	--	--	D1	L1	V		B	

Kia

Kia Picanto	05/11-		345 078 600 001		90	16.0	5.5	28	700	345 080 300 113			S	A	--	E1	D1	L1	V	75	B		
			345 080 600 001		90	17.0	5.5	28	700														
		KIT		345 077 900 113		90	18.0	5.5	28													700	included in the KIT
		KIT		345 080 900 113		90	19.0	5.5	28													700	
Kia Picanto 5 doors This towbar can only be used in combination with load carriers/ cycle carriers! This vehicle is not homologated for towing trailers.	01/15-		350 051 600 001		90	17.0		40		300 210 300 113			--	A	--	E	D1	L1	V	90	B		
Kia ProCee'd	08-13		345 028 600 001		90	17.5	8.6	75	1500	300 210 300 113	-09/09	--	A	--	E	D1	L1	V	90	B			
										345 028 300 107	09/09-	S	A	--	E	--	--	V	75	B			
										345 028 300 113	09/09-	S	A	--	E	D1	--	V	75	B			
Kia ProCee'd exc. Pro Cee'd GT	03/13-		345 086 600 001		60	20.0	8.3	75	1500	345 086 300 107		S	A	--	E2	--	--	V	90	L			
										345 086 300 113		S	A	--	E2	D1	--	V	90	L			
Kia Rio Hatchback	08/05-09/09		345 026 600 001	→		90	16.5	7.6	50	1100	300 061 300 107		--	C2	--	--	--	V		B			
											300 061 300 113		--	C2	--	--	V		B				
Kia Rio Hatchback	09/09-08/11		345 076 600 001	→		90	22.0	6.6	50	1100	300 072 300 107		--	FRE	--	--	--	V		B			
											300 072 300 113		--	FRE	--	--	D1	L1	V		B		
Kia Rio Hatchback Facelift 02/15- = invisible cutout	08/11-		345 090 600 001			45	19.0	6.8	50	1100	345 084 300 113		S	A	--	E1	D1	--	V	75	B		
											KIT		345 090 900 113		45	21.0	6.8	50	1100	included in the KIT	S	A	--
Kia Sorento	06/02-07/06		345 020 600 001		90	24.0	14.1	150	2800	300 061 300 107		--	C2	--	--	--	--	V		B			
										300 061 300 113		--	C2	--	--	V		B					







Lancia













Lancia Delta For vehicles 1,4 Turbojet 120 and 140 HP please order separately supports for the exhaust at Lancia dealers, ref. 51809585 and 51823864.	09/08-12/14			306 275 600 001		60	23.0	7.7	90	1300		306 640 300 113			S	FRE	--	E	D1	L1	V	120	L
Lancia Phedra	09/02-11/10			315 098 600 001		75	19.8	10.8	100	1900		300 210 300 113	-09/05	--	A	--	E	D1	L1	V	90	B	
				315 097 600 001		75	22.0	10.8	100	1900		304 400 300 107	10/05-	S	CAN	C1	E	--	--	H	105	B	
												304 400 300 113	10/05-	S	CAN	C1	E	D	L1	H	105	B	
													315 097 300 107	→	S	FRE	--	E	--	--	H	45	B
Lancia Phedra	10/05-11/10	KIT		315 098 900 113		75	21.8	10.8	100	1900		included in the KIT	10/05-	S	CAN	C1	E	D	L1	H	105	B	
				KIT		315 097 900 113		75	24.0	10.8	100												1900
Lancia Thema	11/11-			306 390 600 001	→		90	18.0	11.8	80	2000	300 078 300 113			--	FRE	--	--	D1	L1	V		B
				306 391 600 001		90	18.0	11.8	80	2000													
Lancia Voyager	11/11-			342 124 600 001		120	31.0	10.0	85	1700	300 078 300 113			--	FRE	--	--	D1	L1	V		B	
					342 125 600 001		120	31.0	10.4	85													1700
Lancia Ypsilon	07/11-			306 385 600 001		60	19.0	6.1	70	1000	300 078 300 113			--	FRE	--	--	D1	L1	V		B	
					306 394 600 001		60	19.5	6.1	70	1000												306 383 300 113
Lancia Zeta	09/94-08/02			315 072 600 001	→		60	16.4	10.9	100	2000	300 060 300 107			--	C2	--	E1	--	--	H	45	B
												300 060 300 113											

Land Rover Defender 110/131 Towing bracket for towball or automatic bolt coupling, suitable towball 329062600001 or 20 mm lower: 329042600001	09/98-12/16		323 049 600 001		90	10.3	17.2	150	3500		323 048 300 113			S	C2	--	E1	D	--	H	45	B	
Land Rover Defender 90 Towing bracket for towball or automatic bolt coupling, suitable towball 329062600001 or 20 mm lower: 329042600001	09/98-12/16		323 048 600 001		90	10.3	17.2	150	3500		323 048 300 113			S	C2	--	E1	D	--	H	45	B	
Land Rover Discovery Sport for vehicles without spare wheel	02/15-		323 141 600 001		90	28.0	12.5	150	2500		323 141 300 113			S	C2	C	E	D	L	H	45	B	
		KIT		323 141 900 113		90	32.0	12.5	150	2500		included in the KIT			S	C2	C	E	D	L	H	45	B
Land Rover Freelander	98-05/07		323 040 600 001		90	17.4	11.8	140	2500		300 096 300 157			--	--	--	E1	--	--	V	30	L	
											300 096 300 163			--	--	--	E1	D1	L1	V	30	L	
											323 040 300 113			S	C2	--	E1	D1	L1	H	45	B	
Land Rover Freelander 2 inc. facelift 2013-	05/07-		323 078 600 001		105	18.5	11.0	150	2000		323 410 300 113	-10/12		S	FRE	--	E2	D	L1	H	60	B	
			323 079 600 001		105	20.0	11.0	150	2000		323 411 300 113	10/12-		S	C2	--	E1	D	L		30	B	
Range-Rover Evoque	09/11-		323 101 600 001		90	18.0	10.0	100	1800		323 102 300 113			S	C2	--	E	D	L	H	30	B	
			323 102 600 001		90	20.0	10.0	100	1800														
		KIT		323 101 900 113		90	20.0	10.0	100	1800		included in the KIT			S	C2	--	E	D	L	H	30	B
		KIT		323 102 900 113		90	22.0	10.0	100	1800													
Range Rover L322 (with BMW-motor) cross bar only	02/02-05/05		323 064 600 001		150	32.5	16.4	150	3500		323 064 300 113	-09/09		S	FRE	--	E	D	L	H	30	B	


























Land Rover





















Land Rover























Range Rover L322 Mounting tube inc. detachable towball, storage bowl and fitting material (only in connection with 323064600001 or 323074600001)	02/02-12		323 063 600 001			150	15.0	16.4	150	3500		323 064 300 113		-09/09	S	FRE	--	E	D	L	H	30	B
			323 062 600 001			150	15.0	16.4	150	3500		323 074 300 113		09/09- chassis no. AA ...	S		C	E	D	L	H	15	B
Range Rover L322 (with Jaguar-motor) cross bar only Vogue = visible cut	05/05-12		323 074 600 001			150	33.0	16.4	150	3500		323 064 300 113		-09/09	S	FRE	--	E	D	L	H	30	B
												323 074 300 113		09/09- chassis no. AA ...	S		C	E	D	L	H	15	B
Range-Rover L405	01/13-		323 107 600 001			120	50.5	16.6	200	3500		323 107 300 113			S	C2	C	E2	D	L	H	15	B
Range Rover Sport The vehicle already has a built in towball receptor. Please order additional equipment with Land Rover dealers.	03/05-10/13																						
Range Rover Sport L 494	10/13-		323 121 600 001			120	51.5	16.6	200	3500		323 107 300 113			S	C2	C	E2	D	L	H	15	B

Lexus IS 250/220d	06-06/13			335 355 600 001		90	26.4	9.0	75	1500		300 210 300 113			--	A	--	E	D1	L1	V	90	B
Lexus RX 300 / 350 / 400 / 400 h	03/03-09			335 305 600 001		120	45.0	11.8	80	2000		335 357 300 107			S	FRE	--	--	--	--	V	105	B
												335 357 300 113			S	FRE	--	--	D	L1	V	105	B
Lexus RX 350 / 450 h exc. vehicles with height control	05/09-12/15			335 357 600 001		90	38.0	11.8	85	2100		335 357 300 107			S	FRE	--	--	--	--	V	105	B
		KIT		335 357 900 113		90	40.0	11.8	85	2100		included in the KIT			S	FRE	--	--	D	L1	V	105	B
Lexus RX 350 / 450 h for vehicles with height control	05/09-12/15			335 358 600 001		90	38.0	11.9	85	2100		335 357 300 107			S	FRE	--	--	--	--	V	105	B
		KIT		335 358 900 113		90	40.0	11.9	85	2100		included in the KIT			S	FRE	--	--	D	L1	V	105	B

Mazda




Mazda 2 inc. vehicles with sport optics package	10/07-02/15		343 047 600 001		60	18.5	7.0	50	1100		343 060 300 113			S	FRE	--	E	D1	--	H	45	L	
Mazda 2	10/07-02/15		343 072 600 001			19.0	7.0	50			343 060 300 113			S	FRE	--	E	D1	--	H	45	L	
Mazda 2	02/15-		343 075 600 001		60	18.0	7.0	50	1200		343 076 300 113			S	FRE	--	E	D1	L1	V	90	B	
			343 076 600 001		60	20.0	7.0	50	1200														
	KIT		343 075 900 113		60	22.0	7.0	50	1200		included in the KIT				S	FRE	--	E	D1	L1	V	90	B
			343 076 900 113		60	24.0	7.0	50	1200														
Mazda 3 Hatchback exc. MPS (260 HP) exc. sportsbumpers	10/03-10/13		343 038 600 001		90	21.5	8.7	75	1590		300 072 300 107	-03/09	--	FRE	--	--	--	--	V			B	
											300 072 300 113	-03/09	--	FRE	--	--	D1	L1	V		B		
											343 066 300 107	03/09-	S	A	--	--	--	--	V	75	B		
											343 066 300 113	03/09-	S	A	--	--	D1	--	V	75	B		
Mazda 3 Hatchback exc. MPS (260 HP) exc. sportsbumpers	03/09-10/13	KIT		343 038 900 113		60	23.5	8.7	75	1590	included in the KIT	03/09-	S	A	--	--	D1	--	V	75	B		
Mazda 3 Hatchback	10/13-		343 073 600 001		90	19.0	9.2	75	1800		343 074 300 113			S	A	--	E2	D1	L1		90	B	
			343 074 600 001		90	21.0	9.2	75	1800														
	KIT		343 073 900 113		90	20.0	9.2	75	1800		included in the KIT				S	A	--	E2	D1	L1		90	B
			343 074 900 113		90	22.0	9.2	75	1800														
Mazda 3 Saloon exc. MPS (260 HP) exc. sportsbumpers	10/03-03/09		343 038 600 001		90	21.5	8.7	75	1590		300 072 300 113			--	FRE	--	--	D1	L1	V		B	























Mazda 3 Saloon exc. MPS (260 HP) exc. sportsbumpers	10/13-			343 080 600 001			90	24.0	9.2	75	1800		343 074 300 113			S	A	--	E2	D1	L1		90	B
Mazda 3 Saloon	10/13-	KIT		343 080 900 113			90	25.0	9.2	75	1800		included in the KIT			S	A	--	E2	D1	L1		90	B
Mazda 5 -12/07: The fog tail light must be moved. Please order separately reversion kit, order no. CC29- V7-250 at Mazda dealers. inc. facelift 01/08-	06/05-10/10			343 060 600 001			90	21.0	9.3	75	1600		343 660 300 113			S	FRE	--	--	D1	L1	V	105	B
				343 040 600 001			90	22.0	9.3	75	1600													
		KIT		343 040 900 113			90	24.0	9.3	75	1600		included in the KIT			S	FRE	--	--	D1	L1	V	105	B
Mazda 5	10/10-			343 064 600 001			60	19.0	9.8	75	1700		343 063 300 113			S	A	--	E1	D1	L1	V	105	B
				343 063 600 001			60	19.0	9.8	75	1700													
Mazda 6 Hatchback/Saloon	03/08-02/13			343 048 600 001			120	22.0	9.8	75	1800		343 400 300 107			S	A	--	E2	--	--	V	90	B
				343 058 600 001			120	26.0	9.8	75	1800		343 400 300 113			S	A	--	E2	D1	L1	V	90	B
		KIT		343 048 900 113			120	24.0	9.8	75	1800		included in the KIT			S	A	--	E2	D1	L1	V	90	B
		KIT		343 058 900 113			120	28.0	9.8	75	1800													

Mazda 6 Saloon exc. MPS (260 HP)	06/02-03/08		343 034 600 001		150	20.3	9.4	75	1800	343 400 300 107			S	A	--	E2	--	--	V	90	B	
																			S	A	--	E2
Mazda CX3	07/15-		343 087 600 001		90	21.0	7.6	75	1200	343 105 300 113			S	FRE	--	E	D1	L1	V	90	B	
						343 088 600 001		60	23.0				7.6	75	1200							
		KIT		343 087 900 113		60	25.0	7.6	75	1200	included in the KIT			S	FRE	--	E	D1	L1	V	90	B
							343 088 900 113		60	26.0				7.6	75	1200						
Mazda CX5	04/12-		343 053 600 001		90	22.0	10.8	100	2100	343 056 300 107			S	A	--	E2	--	--	V	90	B	
						343 056 600 001		90	25.0				10.8	100	2100	343 056 300 113			S	A	--	E2
		KIT		343 053 900 113		90	24.0	10.8	100	2100	included in the KIT			S	A	--	E2	D	L1	V	90	B
							343 056 900 113		90	27.0				10.8	100	2100						
Mazda CX7	10/07-12/12		343 066 600 001		90	22.0	10.8	85	2000	343 400 300 107			S	A	--	E2	--	--	V	90	B	
						343 067 600 001		90	25.0				10.8	85	2000	343 400 300 113			S	A	--	E2
		KIT		343 066 900 113		90	24.0	10.8	85	2000	included in the KIT			S	A	--	E2	D1	L1	V	90	B
							343 067 900 113		90	27.0				10.8	85	2000						
Mazda Pickup BT50 4 WD	12/06-		307 376 600 001		60	32.0	14.9	150	3000	307 376 300 113			S	C2	--	E1	D	--	V		B	

















Mazda



























Mazda

Mazda Pickup BT50 for vehicles with integrated step in the bumper	06/12-		307 443 600 001			90	41.0	17.2	200	3500		343 069 300 113			S	CAN	C	E	D	--	V	60	B
			KIT		307 443 900 113			90	43.0	17.2	200	3500		included in the KIT			S	CAN	C	E	D	--	V
Mazda Premacy	99-06/05		343 033 600 001	→ 72		120	16.0	8.4	80	1600		300 072 300 107			--	FRE	--	--	--	--	V		B
												300 072 300 113			--	FRE	--	--	D1	L1	V		B























Mercedes A Class W168 inc. vehicles with facelift and vehicles with long wheelbase from approx. 04/01 exc. AMG	97-09/04			313 185 600 001			120	13.0	6.2	50	1000		313 120 300 107			S	FRE	--	E	--	--	H	45	L	
				313 183 600 001			120	14.5	6.2	50	1000		313 120 300 113			S	FRE	--	E	D	L1	H	45	L	
		KIT		313 185 900 113			120	15.0	6.2	50	1000		included in the KIT			S	FRE	--	E	D	L1	H	45	L	
Mercedes A Class W169	09/04-09/12			313 171 600 001			120	18.0	8.5	80	1500		313 122 300 113			S	CAN	C	E	D1	--	V	90	L	
				313 231 600 001			120	18.0	8.5	80	1500		313 231 300 107			S	CAN	C	E	--	--	V	90	B	
		KIT		313 171 900 113			120	19.0	8.5	80	1500		included in the KIT			S	CAN	C	E	D1	L1	V	90	B	
		KIT		313 231 900 113			120	19.5	8.5	80	1500						S	CAN	C	E	D1	L1	V	90	B
Mercedes A Class W176 exc. vehicles with AMG look.	09/12-	KIT		313 386 600 001			60	29.5	9.2	80	1500		included in the KIT			S	CAN	C	E	D	L		105	B	
Mercedes A Class W176 exc. vehicles with AMG look	09/12-			313 396 600 001			60	23.0	9.2	80	1500		313 398 300 107			S	CAN	C	E	--	--	V	105	B	
				313 398 600 001				60	25.0	9.2	80	1500		313 398 300 113			S	CAN	C	E	D	L	V	105	B
		KIT		313 396 900 113				60	25.0	9.2	80	1900		included in the KIT			S	CAN	C	E	D	L	V	105	B
		KIT		313 398 900 113				60	27.0	9.2	80	1500					S	CAN	C	E	D	L	V	105	B



















Mercedes-Benz

Mercedes Atego towing bracket with integral underrun guard (supply in pairs only: 313404600002 + 313404600003) Please check tolerances when mounting (measures see "Universal HGV towing brackets). swap system or automatic bolt coupling permitted suitable towball: 329103600001	97-		313 404 600 001			90	61.0	25.1	150	3500		300 201 300 113	for 12V vehicles	--	A	--	E1	D1	--	V			B
Mercedes B Class W245	06/05-10/11		313 171 600 001			120	18.0	8.5	80	1500		313 122 300 113		S	CAN	C	E	D1	--	V	90	L	
			313 231 600 001			120	18.0	8.5	80	1500		313 231 300 107		S	CAN	C	E	--	--	V	90		B
	KIT		313 171 900 113			120	19.0	8.5	80	1500		included in the KIT		S	CAN	C	E	D1	L1	V	90		B
			313 231 900 113			120	19.5	8.5	80	1500					S	CAN	C	E	D1	L1	V	90	
Mercedes B Class W246 exc. vehicles with AMG look	11/11-	KIT		313 386 600 001			60	29.5	9.2	80	1500		included in the KIT		S	CAN	C	E	D	L		105	B
Mercedes B Class W246 exc. vehicles with AMG look	11/11-		313 396 600 001			60	23.0	9.2	80	1500		313 398 300 107		S	CAN	C	E	--	--	V	105	B	
			313 398 600 001			60	25.0	9.2	80	1500		313 398 300 113		S	CAN	C	E	D	L	V	105	B	
	KIT		313 396 900 113			60	25.0	9.2	80	1900		included in the KIT		S	CAN	C	E	D	L	V	105	B	
			313 398 900 113			60	27.0	9.2	80	1500					S	CAN	C	E	D	L	V	105	B













Mercedes C Class Coupé C204 + C204 AMG style	06/11-		313 214 600 001		>150	21.0	10.2	75	1900	313 212 300 113			S	CAN	C	E	D	L	H	45	B
			313 438 600 001		120	23.0	10.2	75	1900	313 361 300 107			S	CAN	C	E	--	--	H	45	B
	KIT		313 389 900 113		>150	23.0	10.2	75	1900	included in the KIT			S	CAN	C	E	D	L	H	45	B
		KIT		313 211 900 113		>150	25.0	10.2	75		1900			S	CAN	C	E	D	L	H	45
Mercedes C Class Estate S202	05/96-05/01		313 420 600 001		120	20.0	9.6	75	1700	313 082 300 113			S	FRE	--	E	D	--	H	90	B
			313 082 600 001		>150	17.2	9.1	75	1700				S	FRE	--	E	D	--	H	90	B
Mercedes C Class Estate S203 with steel springs exc. Sport Coupé, CLK from 05/02, AMG and 4x4	06/01-09/07		313 166 600 001		>150	22.0	9.1	75	1600	313 168 300 107			S	CAN	C	E	--	--	H	60	B
			313 167 600 001		>150	23.8	9.1	75	1600	313 168 300 113			S	CAN	C	E	D	--	H	60	B
	KIT		313 166 900 113		>150	24.0	9.1	75	1600	included in the KIT			S	CAN	C	E	D	--	H	60	B
		KIT		313 167 900 113		>150	25.5	9.1	75		1600			S	CAN	C	E	D	--	H	60
Mercedes C Class Estate S204 exc. vehicles with height control, exc. AMG & sport bumpers inc. vehicles with AMG look (=> visible bumper cutout)	09/07-		313 214 600 001		>150	21.0	10.2	75	1900	313 210 300 113	-07/09		S	CAN	C	E	D	L	H	45	B
			313 438 600 001		120	23.0	10.2	75	1900	313 212 300 113	07/09-		S	CAN	C	E	D	L	H	45	B
			313 438 600 001		120	23.0	10.2	75	1900	313 361 300 107	07/09-		S	CAN	C	E	--	--	H	45	B
Mercedes C Class Estate S204 for vehicles with height control exc. AMG & sport bumpers inc. vehicles with AMG look (=> visible bumper cutout)	09/07-		313 439 600 001		120	23.0	10.2	75	1900	313 210 300 113	-07/09		S	CAN	C	E	D	L	H	45	B
			313 439 600 001		120	23.0	10.2	75	1900	313 212 300 113	07/09-		S	CAN	C	E	D	L	H	45	B
			313 439 600 001		120	23.0	10.2	75	1900	313 361 300 107	07/09-		S	CAN	C	E	--	--	H	45	B












Mercedes-Benz

Mercedes C Class Estate S204 exc. vehicles with height control, exc. AMG & sport bumpers inc. vehicles with AMG look (=> visible bumper cutout)	09/07-07/09	KIT		313 214 900 113		>150	23.0	10.2	75	1900	included in the KIT	-07/09	S	CAN	C	E	D	L	H	45	B
		KIT		313 315 900 113		>150	25.0	10.2	75	1900											
Mercedes C Class Estate S204 exc. vehicles with height control, exc. AMG & sport bumpers inc. vehicles with AMG look (=> visible bumper cutout)	07/09-	KIT		313 389 900 113		>150	23.0	10.2	75	1900	included in the KIT		S	CAN	C	E	D	L	H	45	B
		KIT		313 211 900 113		>150	25.0	10.2	75	1900											
Mercedes C Class Estate S205 inc. AMG look exc. vehicles with height control	09/14-			313 431 600 001		120	21.0	10.5	85	1900	313 432 300 107		S	CAN	C	E	--	--	H	45	L
				313 432 600 001		120	23.0	10.5	85	1900	313 432 300 113		S	CAN	C	E	D	L1	H	45	L
		KIT		313 431 900 113		120	23.0	10.5	85	1900	included in the KIT		S	CAN	C	E	D	L1	H	45	L
		KIT		313 432 900 113		120	24.0	10.5	85	1900											
Mercedes C Class Saloon W202 for vehicles until veh.ident no. 1A032469 and 1F020797 (approx. end of 93): A set of supports 913082650002 must be ordered.	06/93-05/00			313 420 600 001		120	20.0	9.6	75	1700	313 082 300 113		S	FRE	--	E	D	--	H	90	B
				313 082 600 001		>150	17.2	9.1	75	1700											
Mercedes C Class Saloon W203 with steel springs exc. Sport Coupé, CLK from 05/02, AMG	06/00-03/07			313 166 600 001		>150	22.0	9.1	75	1600	313 168 300 107		S	CAN	C	E	--	--	H	60	B
				313 167 600 001		>150	23.8	9.1	75	1600	313 168 300 113		S	CAN	C	E	D	--	H	60	B
		KIT		313 166 900 113		>150	24.0	9.1	75	1600	included in the KIT		S	CAN	C	E	D	--	H	60	B
		KIT		313 167 900 113		>150	25.5	9.1	75	1600											






















Mercedes C Class Saloon W204 exc. vehicles with height control exc. AMG & sport bumpers, vehicles with AMG look	03/07-		313 214 600 001		>150	21.0	10.2	75	1900	313 210 300 113	-07/09	S	CAN	C	E	D	L	H	45	B	
										313 212 300 113	07/09-	S	CAN	C	E	D	L	H	45	B	
										313 361 300 107	07/09-	S	CAN	C	E	--	--	H	45	B	
Mercedes C Class Saloon W204 inc. vehicles with height control, exc. AMG & sport bumpers	03/07-		313 439 600 001		120	23.0	10.2	75	1900	313 210 300 113	-07/09	S	CAN	C	E	D	L	H	45	B	
										313 212 300 113	07/09-	S	CAN	C	E	D	L	H	45	B	
										313 361 300 107	07/09-	S	CAN	C	E	--	--	H	45	B	
Mercedes C Class Saloon W204 exc. vehicles with height control exc. AMG & sport bumpers, vehicles with AMG look	03/07-		313 438 600 001		120	23.0	10.2	75	1900	313 210 300 113	-07/09	S	CAN	C	E	D	L	H	45	B	
										313 212 300 113	07/09-	S	CAN	C	E	D	L	H	45	B	
										313 361 300 107	07/09-	S	CAN	C	E	--	--	H	45	B	
Mercedes C Class Saloon W204 exc. vehicles with height control exc. AMG & sport bumpers, vehicles with AMG look	03/07-07/09	KIT		313 214 900 113		>150	23.0	10.2	75	1900	included in the KIT	-07/09	S	CAN	C	E	D	L	H	45	B
Mercedes C Class Saloon W204 exc. vehicles with height control exc. AMG & sport bumpers, vehicles with AMG look	07/09-	KIT		313 389 900 113		>150	23.0	10.2	75	1900	included in the KIT		S	CAN	C	E	D	L	H	45	B
Mercedes C Class Saloon W205 inc. AMG look exc. vehicles with height control	03/14-			313 431 600 001		120	21.0	10.5	85	1900	313 432 300 107		S	CAN	C	E	--	--	H	45	L
											313 432 300 113		S	CAN	C	E	D	L1	H	45	L
		KIT		313 431 900 113		120	23.0	10.5	85	1900	included in the KIT		S	CAN	C	E	D	L1	H	45	L
Mercedes C Class Saloon W205 inc. AMG look inc. vehicles with height control	03/14-			313 432 600 001		120	23.0	10.5	85	1900	313 342 300 107		S	CAN	C	E	D	L1	H	45	
											313 342 300 113		S	CAN	C						
		KIT		313 432 900 113		120	24.0	10.5	85	1900	included in the KIT		S	CAN	C	E	D	L1	H	45	L












Mercedes-Benz

Mercedes CLA C117 incl. vehicles with AMG look inc. CLA Shooting Brake (X117) 03/15-	04/13-	  	313 396 600 001		60	23.0	9.2	80	1500	313 398 300 107 313 398 300 113				S	CAN	C	E	--	--	V	105	B		
			313 400 600 001		60	24.5	9.2	80	1900					S	CAN	C	E	D	L	V	105	B		
			313 503 600 001		60	24.5	10.2	80	1900															
		KIT KIT	 	313 396 900 113 313 400 900 113			60	25.0	9.2	80	1900	included in the KIT				S	CAN	C	E	D	L	V	105	B
Mercedes CLC is not permitted to tow by manufacturer.																								
Mercedes CLK CL209 exc. convertible, exc. AMG	05/02-		313 200 600 001		>150	23.0	10.3	75	1500	313 168 300 107 313 168 300 113				S	CAN	C	E	--	--	H	60	B		
Mercedes CLS Shooting Brake exc. vehicles with AMG look	12-	 	313 371 600 001		150	26.0	11.5	84	2100	313 361 300 107 313 361 300 113				S	CAN	C	E	--	--	H	45	B		
			313 373 600 001		150	27.0	11.5	84	2100	S	CAN	C	E	D	L	H	45	B						
		KIT KIT	 	313 371 900 113 313 373 900 113			150	28.0	11.5	84	2100	included in the KIT				S	CAN	C	E	D	L	H	45	B















Mercedes Citan length = 4321 + 4705 mm	10/12-		316 268 600 001			60	23.0	8.2	75	1350		316 353 300 107			S	FRE	--	--	--	H	60	B	
			316 269 600 001			60	23.0	8.2	75	1350		316 353 300 113			S	FRE	--	D1	L1	H	60	B	
		KIT 	316 352 900 113			60	25.0	8.2	75	1350		included in the KIT			S	FRE	--	D1	L1	H	60	B	
		KIT 	316 353 900 113			60	25.0	8.2	75	1350						S	FRE	--	D1	L1	H	60	B
Mercedes Citan length = 3937 mm	10/12-		316 316 600 001			90	20.0	7.2	75	1100		316 353 300 107			S	FRE	--	--	--	H	60	B	
												316 353 300 113			S	FRE	--	D1	L1	H	60	B	
Mercedes CLK Coupé/ Convertible C208 and convertible CLK exc. 430 CLK and AMG-vehicles	06/97-05/02		313 082 600 001			>150	17.2	9.1	75	1700		313 116 300 107			S	FRE	--	E	--	--	V	120	L
												313 116 300 113			S	FRE	--	E	D	--	V	120	L
Mercedes CLK Coupé/ Convertible C208 exc. 430 CLK, AMG-vehicles	06/97-05/02		313 420 600 001			120	20.0	9.6	75	1700		313 116 300 107			S	FRE	--	E	--	--	V	120	L
												313 116 300 113			S	FRE	--	E	D	--	V	120	L
Mercedes C Class Sport Coupé CL203 exc. AMG-vehicles, CLC 05/08- Cover for cutout offered by Mercedes is not suitable.	01-05/08		313 189 600 001			>150	23.0	8.8	100	1500		313 168 300 107			S	CAN	C	E	--	--	H	60	B
												313 168 300 113			S	CAN	C	E	D	--	H	60	B
Mercedes E Class 200-400 E W/C 124 saloon, Coupé and convertible exc. 500 E, Sportline and AMG- vehicles	01/85-05/95		313 061 600 001	→		>150	22.4	10.3	75	1900													
Mercedes E Class 200T-320TE S124	01/86-04/96		313 066 600 001	→		150	16.9	10.8	75	2100		313 067 300 107	→		S	C2	--	E1	--	--	V	90	L























Mercedes-Benz



Mercedes E Class Convertible C207 exc. AMG vehicles, exc. vehicles with AMG look	03/10-		313 214 600 001		>150	21.0	10.2	75	1900		313 212 300 113			S	CAN	C	E	D	L	H	45	B
			313 438 600 001		120	23.0	10.2	75	1900		313 361 300 107			S	CAN	C	E	--	--	H	45	B
	KIT		313 389 900 113		>150	23.0	10.2	75	1900		included in the KIT			S	CAN	C	E	D	L	H	45	B
	KIT		313 211 900 113		>150	25.0	10.2	75	1900						S	CAN	C	E	D	L	H	45
Mercedes E Class Coupé C207 exc. AMG vehicles, exc. vehicles with AMG look	05/09-		313 214 600 001		>150	21.0	10.2	75	1900		313 212 300 113			S	CAN	C	E	D	L	H	45	B
			313 438 600 001		120	23.0	10.2	75	1900		313 361 300 107			S	CAN	C	E	--	--	H	45	B
	KIT		313 389 900 113		>150	23.0	10.2	75	1900		included in the KIT			S	CAN	C	E	D	L	H	45	B
	KIT		313 211 900 113		>150	25.0	10.2	75	1900						S	CAN	C	E	D	L	H	45
Mercedes E Class Estate S210 exc. AMG-vehicles Vehicles with 300 TD motor and air conditioning: Please check the operating instructions of the vehicle before fitting the towbar.	05/96-03		313 121 600 001		150	17.1	11.5	84	2200		313 116 300 107			S	FRE	--	E	--	--	V	120	L
											313 116 300 113			S	FRE	--	E	D	--	V	120	L
Mercedes E Class Estate S211 exc. AMG inc. 4-Matic	03-09/09		313 203 600 001		150	23.5	11.5	130	2200		313 196 300 107			S	CAN	C	E	--	--	H	60	B
			313 204 600 001		150	23.0	11.5	130	2200		313 196 300 113			S	CAN	C	E	D	--	H	60	B
	KIT		313 203 900 113		150	25.5	11.5	130	2200		included in the KIT			S	CAN	C	E	D	--	H	60	B
	KIT		313 204 900 113		150	25.0	11.5	130	2200						S	CAN	C	E	D	--	H	60

Mercedes E Class Estate S212 inc. AMG styling package	09/09-		313 371 600 001		150	26.0	11.5	84	2100		313 212 300 113		S	CAN	C	E	D	L	H	45	B
			313 373 600 001		150	27.0	11.5	84	2100		313 361 300 107		S	CAN	C	E	--	--	H	45	B
		KIT 	313 371 900 113		150	28.0	11.5	84	2100		included in the KIT		S	CAN	C	E	D	L	H	45	B
		KIT 	313 373 900 113		150	29.0	11.5	84	2100					S	CAN	C	E	D	L	H	45
Mercedes E Class Saloon W210 exc. AMG-vehicles Vehicles with 300 TD motor and air conditioning: Please check the operating instructions of the vehicle before fitting the towbar.	06/95-03/02		313 161 600 001		150	18.5	10.8	75	2000		313 116 300 107		S	FRE	--	E	--	--	V	120	L
			313 160 600 001	→	150	20.4	10.8	75	2000		313 116 300 113		S	FRE	--	E	D	--	V	120	L
		KIT 	313 160 900 113	→	150	23.0	10.8	75	2000		included in the KIT		S	FRE	--	E	D	--	V	120	L
Mercedes E Class Saloon W211 exc. AMG, inc. 4-Matic If there are no reinforcements right and left in the boot, it is necessary to mount them. You can buy them at the DC dealer, DC no. A 211 639 0143 and A 211 639 0443. With this reinforcements the coverings of the sides don't fit anymore. You could buy others at the DC dealer, e.g. A 211 690 9425 / 9825. The supercharger of the cooling must have a power of 600 W. The superchargers A 001 500 4493 and A 211 500 0693 fulfil this requirement.	03/02-09		313 194 600 001		150	23.5	11.0	80	2000		313 196 300 107		S	CAN	C	E	--	--	H	60	B
			313 195 600 001		150	24.5	11.0	80	2000		313 196 300 113		S	CAN	C	E	D	--	H	60	B
		KIT 	313 194 900 113		150	25.5	11.0	80	2000		included in the KIT		S	CAN	C	E	D	--	H	60	B
		KIT 	313 195 900 113		150	25.0	11.0	80	2000					S	CAN	C	E	D	--	H	60




Mercedes-Benz





Mercedes E Class Saloon W212	03/09-03/16		313 360 600 001			90	26.0	11.4	84	2100		313 212 300 113			S	CAN	C	E	D	L	H	45	B
			313 361 600 001			90	26.0	11.4	84	2100		313 361 300 107			S	CAN	C	E	--	--	H	45	B
	KIT		313 360 900 113			90	28.0	11.4	84	2100		included in the KIT			S	CAN	C	E	D	L	H	45	B
	KIT		313 361 900 113			90	28.0	11.4	84	2100						S	CAN	C	E	D	L	H	45
Mercedes G Class only for vehicles with 2-parts rear bumper	02/90-		313 320 600 001			60	12.0	17.2	140	3500		300 210 300 107			--	A	--	--	--	--	V	90	B
												300 210 300 113			--	A	--	E	D1	L1	V	90	B
Mercedes GL Class X164/X166 inc. 8 cylinder diesel exc. vehicles with AMG look For vehicles with AdBlue tank please order: holder 913406609103	09/06-		313 421 600 001			120	38.0	16.5	135	3500		313 138 300 113		-12/13 X164: Please order separately control unit + relay at DC dealers.	S	CAN	C	E	D	L	H	45	L
			313 430 300 113										313 430 300 113		01/13-	S	CAN	C1	E	D	L1	H	60
Mercedes GLA X156 exc. vehicles with AMG look	03/14-		313 401 600 001			60		10.2	80	1900		313 398 300 107			S	CAN	C	E	--	--	V	105	B
			313 400 600 001	→		60	24.5	9.2	80	1900		313 398 300 113			S	CAN	C	E	D	L	V	105	B
		KIT		313 401 900 113			60		10.2	80	1900		included in the KIT			S	CAN	C	E	D	L	V	105
Mercedes GLA X156 inc. vehicles with AMG look (bumper cut necessary)	03/14-		313 503 600 001			60	24.5	10.2	80	1900		313 398 300 107			S	CAN	C	E	--	--	V	105	B
			313 400 600 001			60	24.5	9.2	80	1900		313 398 300 113			S	CAN	C	E	D	L	V	105	B
		KIT		313 400 900 113			60	26.0	10.2	80	1900		included in the KIT			S	CAN	C	E	D	L	V	105



















Mercedes GLC X253 inc. vehicles with height control inc. vehicles with AMG look	09/15-		313 402 600 001					13.2	100	2730		313 432 300 107			S	CAN	C	E	--	--	H	45	L
			313 403 600 001					13.2	100	2730		313 432 300 113			S	CAN	C	E	D	L1	H	45	L
	KIT		313 402 900 113					13.2	100	2730		included in the KIT			S	CAN	C	E	D	L1	H	45	L
	KIT		313 403 900 113					13.2	100	2730						S	CAN	C	E	D	L1	H	45
Mercedes GLE inc. vehicles with AMG look exc. GLE Coupé	09/15-		313 405 600 001		90	39.0	16.8	140	3500		313 430 300 113			S	CAN	C1	E	D	L1	H	60	B	
Mercedes GLE inc. vehicles with AMG look exc. GLE Coupé	09/15-		313 406 600 001		90	40.0	16.8	140	3500		313 430 300 113			S	CAN	C1	E	D	L1	H	60	B	
		KIT		313 406 900 113		90	42.0	16.8	140	3500		included in the KIT			S	CAN	C1	E	D	L1	H	60	B
Mercedes GLK X204	10/08-09/15		313 433 600 001		90	22.0	12.8	100	2500		313 210 300 113		-07/09	S	CAN	C	E	D	L	H	45	B	
			313 434 600 001		90	23.0	12.8	100	2500		313 212 300 113		07/09-	S	CAN	C	E	D	L	H	45	B	
					90	23.0	12.8	100	2500		313 361 300 107		07/09-	S	CAN	C	E	--	--	H	45	B	
Mercedes GLK X204	07/09-09/15	KIT		313 433 900 113		90	24.0	12.8	100	2500		included in the KIT			S	CAN	C	E	D	L	H	45	B
		KIT		313 434 900 113		90	25.0	12.8	100	2500						S	CAN	C	E	D	L	H	45
Mercedes GLS inc. 8 cylinder diesel exc. vehicles with AMG look For vehicles with AdBlue tank please order: holder 913406609103	01/16-		313 421 600 001		120	38.0	16.5	135	3500		313 430 300 113			S	CAN	C1	E	D	L1	H	60	B	
Mercedes M Class W163 exc. vehicles with spare wheel on the tailgate	98-07/05		313 134 600 001		90	13.6	16.0	150	3500		313 134 300 113			S	FRE	--	E	D	--	H	45	B	

Mercedes Sprinter Van types 411-424 and 509-524 Vehicles with 5,0 t max. total weight, reduction to 4,6 t max. total weight is possible. wheelbase: 3665 mm For vehicles with integrated step device in the bumper the middle part of the outer bumper must be exchanged (Please order separately at Mercedes dealers.). towball: 329059600001 (order seperately) Step DC-IR A906 520 0531 is not utilisable. Utilisable step: 313285600001 or 313440600001	04/06-		313 272 600 001			120	21.0	20.2	150	3500		313 105 300 107	-12/14 for vehicles without preparation	S	CAN	C	E	--	--	V	90	B
												313 105 300 113	-12/14 for vehicles without preparation	S	CAN	C	E	D1	--	V	90	B
												313 107 300 113	01/15- for vehicles with preparation	S	CAN	C	E	D1	L1	H	45	B
												313 108 300 107	01/15- for vehicles without preparation	S	CAN	C	E	--	--	V	90	L
												313 108 300 113	01/15- for vehicles without preparation	S	CAN	C	E	D1	L1	H	90	L
												321 106 300 113	-12/14 vehicles with preparation	S	CAN	C	E	D	--	V	45	B
Mercedes Sprinter Van types 411-424 and 509-524 Vehicles with 5,0 t max. total weight, reduction to 4,6 t max. total weight is possible. wheelbase: 4325 mm For vehicles with integrated step device in the bumper the middle part of the outer bumper must be exchanged (Please order separately at Mercedes dealers.). towball: 329059600001 (order seperately) Step DC-IR A906 520 0531 is not utilisable. Utilisable step: 313285600001 or 313440600001	04/06-		313 273 600 001			120	21.0	20.2	150	3500		313 105 300 107	-12/14 for vehicles without preparation	S	CAN	C	E	--	--	V	90	B
												313 105 300 113	-12/14 for vehicles without preparation	S	CAN	C	E	D1	--	V	90	B
												313 107 300 113	01/15- for vehicles with preparation	S	CAN	C	E	D1	L1	H	45	B
												313 108 300 107	01/15- for vehicles without preparation	S	CAN	C	E	--	--	V	90	L
												313 108 300 113	01/15- for vehicles without preparation	S	CAN	C	E	D1	L1	H	90	L
												321 106 300 113	-12/14 vehicles with preparation	S	CAN	C	E	D	--	V	45	B




















Mercedes-Benz

















Mercedes Sprinter Van types 209-224 and 309-324 Vehicles with 3,0 and 3,5 t max. total weight, increase to 3,8 t max. total weight is possible For vehicles with integrated step device in the bumper the middle part of the outer bumper must be exchanged (Please order separately at Mercedes dealers.). towball: 329059600001 Step DC-IR A906 520 0531 is not utilisable. Utilisable step: 313285600001 or 313440600001	04/06-			313 376 600 001			120	20.0	18.1	150	3500		313 105 300 107	-12/14 for vehicles without preparation	S	CAN	C	E	--	--	V	90	B
	313 105 300 113	-12/14 for vehicles without preparation	S	CAN	C	E	D1	--	V	90	B												
	313 107 300 113	01/15- for vehicles with preparation	S	CAN	C	E	D1	L1	H	45	B												
	313 108 300 107	01/15- for vehicles without preparation	S	CAN	C	E	--	--	V	90	L												
	313 108 300 113	01/15- for vehicles without preparation	S	CAN	C	E	D1	L1	H	90	L												
	321 106 300 113	-12/14 vehicles with preparation	S	CAN	C	E	D	--	V	45	B												
Mercedes Sprinter Van types 209-224 and 309-324 Vehicles with 3,0 and 3,5 t max. total weight, increase to 3,8 t max. total weight is possible For vehicles with integrated step device in the bumper the middle part of the outer bumper must be exchanged (Please order separately at Mercedes dealers.). towball: 329059600001 Step DC-IR A906 520 0531 is not utilisable. Utilisable step: 313285600001 or 313440600001	04/06-12/14	KIT		313 376 900 113			120	22.0	18.1	150	3500		included in the KIT	-12/14 for vehicles without preparation	S	CAN	C	E	D1	--	V	90	B
Mercedes Sprinter Van types 209-224 and 309-324 Vehicles with 3,0 and 3,5 t max. total weight, increase to 3,8 t max. total weight is possible For vehicles with integrated step device in the bumper the middle part of the outer bumper must be exchanged (Please order separately at Mercedes dealers.). towball: 329059600001 Step DC-IR A906 520 0531 is not utilisable. Utilisable step: 313285600001 or 313440600001	01/15-	KIT		313 108 900 113			120	23.0	18.1	150	3500		included in the KIT	01/15- for vehicles without preparation	S	CAN	C	E	D1	L1	H	90	L











Mercedes Sprinter Chassis Cab types 411-424 and 509-524 Vehicles with 5,0 t max. total weight, reduction to 4,6 t max. total weight is possible wheelbase: 3665 + 4325 mm towball: 329059600001	04/06-		313 275 600 001			90	18.0	20.2	150	3500		313 105 300 107	-12/14 for vehicles without preparation	S	CAN	C	E	--	--	V	90	B
												313 105 300 113	-12/14 for vehicles without preparation	S	CAN	C	E	D1	--	V	90	B
												313 107 300 113	01/15- for vehicles with preparation	S	CAN	C	E	D1	L1	H	45	B
												313 108 300 107	01/15- for vehicles without preparation	S	CAN	C	E	--	--	V	90	L
												313 108 300 113	01/15- for vehicles without preparation	S	CAN	C	E	D1	L1	H	90	L
												321 106 300 113	-12/14 vehicles with preparation	S	CAN	C	E	D	--	V	45	B
Mercedes Sprinter Chassis Cab types 209-224 and 309-324 Vehicles with 3,0 and 3,5 t max. total weight, increase to 3,8 t max. total weight is possible exc. vehicles with underrun guard towball: 329059600001	04/06-		313 377 600 001			90	20.0	18.1	150	3500		313 105 300 107	-12/14 for vehicles without preparation	S	CAN	C	E	--	--	V	90	B
												313 105 300 113	-12/14 for vehicles without preparation	S	CAN	C	E	D1	--	V	90	B
												313 107 300 113	01/15- for vehicles with preparation	S	CAN	C	E	D1	L1	H	45	B
												313 108 300 107	01/15- for vehicles without preparation	S	CAN	C	E	--	--	V	90	L
												313 108 300 113	01/15- for vehicles without preparation	S	CAN	C	E	D1	L1	H	90	L
												321 106 300 113	-12/14 vehicles with preparation	S	CAN	C	E	D	--	V	45	B
Mercedes Sprinter Chassis Cab types 411-424 and 509-524 Vehicles with 5,0 t max. total weight, reduction to 4,6 t max. total weight is possible wheelbase: 3665 + 4325 mm towball: 329059600001	04/06-12/14	KIT		313 275 900 113		90	20.0	20.2	150	3500		included in the KIT	-12/14 for vehicles without preparation	S	CAN	C	E	D1	--	V	90	B
Mercedes Sprinter Chassis Cab types 209-224 and 309-324 Vehicles with 3,0 and 3,5 t max. total weight, increase to 3,8 t max. total weight is possible exc. vehicles with underrun guard towball: 329059600001	04/06-12/14	KIT		313 377 900 113		90	22.0	18.1	150	3500		included in the KIT	-12/14 for vehicles without preparation	S	CAN	C	E	D1	--	V	90	B

Mercedes Vito inc. 4x4	09/14-		313 435 600 001		90	20.0	13.8	100	2500		313 436 300 107			S	CAN	C	E2	--	--	V	90	B	
			313 436 600 001		90	21.0	13.8	100	2500		313 436 300 113			S	CAN	C	E2	D	L1	V	90	B	
		KIT		313 435 900 113		90	22.0	13.8	100	2500		included in the KIT			S	CAN	C	E2	D	L1	V	90	B
		KIT		313 436 900 113		90	23.0	13.8	100	2500						S	CAN	C	E2	D	L1	V	90
Mercedes Vito / Viano / V Class exc. vehicles with park distance control	03/96-08/03		313 089 600 001	→ 	150	17.0	11.9	75	2200		313 101 300 107			S	C2	--	E1	--	--	V	90	L	
											313 101 300 113			S	C2	--	E1	D	--	V	90	L	
Mercedes Vito / Viano / V Class inc. vehicles from 02/04, 4x4	09/03-04/14		313 175 600 001		120	18.0	12.1	100	2000		313 176 300 107			S	FRE	--	E1	--	--	V	75	L	
											313 176 300 113			S	FRE	--	E1	D1	L1	V	75	L	
Mercedes Vito / Viano / V Class from chassis no. 16793 inc. 4x4	02/04-04/14		313 240 600 001		120	19.0	13.8	150	2500		313 176 300 107			S	FRE	--	E1	--	--	V	75	L	
											313 176 300 113			S	FRE	--	E1	D1	L1	V	75	L	
Vito -08/14		KIT		313 240 900 113		120	20.5	13.8	150	2500				S	FRE	--	E1	D1	L1	V	75	L	
Mercedes Vito / Viano / V Class from chassis no. 16793 inc. 4x4, exc. Brabus Please order separately cover for bumper cutout at Mercedes dealer's.	02/04-04/14		313 382 600 001		90	20.0	13.5	150	2500		313 176 300 107			S	FRE	--	E1	--	--	V	75	L	
											313 176 300 113			S	FRE	--	E1	D1	L1	V	75	L	
Vito -08/14		KIT		313 382 900 113		90	22.0	13.5	150	2500				S	FRE	--	E1	D1	L1	V	75	L	




















Mitsubishi

Mitsubishi Outlander	05/03-04/07		340 090 600 001	→		25.0	9.1	80	1600		300 072 300 107			--	FRE	--	--	--	--	V		B
											300 072 300 113			--	FRE	--	--	D1	L1	V		B
Mitsubishi Outlander	04/07-09/12		340 094 600 001		90	27.0	10.9	100	2000		340 075 300 113			S	FRE	--	E	D	L	H	75	B
		KIT 	340 094 900 113		90	29.0	10.9	100	2000		included in the KIT			S	FRE	--	E	D	L	H	75	B
Mitsubishi Outlander inc. PHEV Hybrid	09/12-		340 098 600 001		90	25.0	11.0	100	2000		340 099 300 113		PHEV = 300210300113	S	A	--	E2	D	L	V	75	B
			340 099 600 001		90	25.0	11.0	100	2000													
Mitsubishi Outlander exc. PHEV Hybrid	09/12-	KIT 	340 098 900 113		90	27.0	11.0	100	2000		included in the KIT		exc. PHEV	--	A	--	E1	D1	L1	V	90	B
		KIT 	340 099 900 113		90	27.0	11.0	100	2000													
Mitsubishi Shogun	03/07-		340 071 600 001		120	18.0	15.9	132	3180		340 072 300 113			S	FRE	--	--	D1	L1	V	60	L
			340 072 600 001		120	19.0	15.9	132	3180													
Mitsubishi Shogun Pinin	99-		340 056 600 001	→		20.2	8.0	75	1500		300 072 300 107			--	FRE	--	--	--	--	V		B
											300 072 300 113			--	FRE	--	--	D1	L1	V		B
Mitsubishi Space Star	98-05		340 054 600 001	→ 		14.1	7.7	75	1400		300 072 300 107			--	FRE	--	--	--	--	V		B
											300 072 300 113			--	FRE	--	--	D1	L1	V		B
Mitsubishi Space Star This towbar can only be used in combination with load carriers/ cycle carriers! This vehicle is not homologated for towing trailers.	01/14-		350 048 600 001		45	14.0		40			300 210 300 113			--	A	--	E	D1	L1	V	90	B































Nissan Almera Tino	08/00-12/06		332 162 600 001		>150	17.0	8.4	75	1650		300 072 300 107			--	FRE	--	--	--	--	V		B
														300 072 300 113			--	FRE	--	--	D1	L1
Nissan Cabstar Chassis Cab NT 400 type 406 inc. towball 329059600001	10/06-		332 273 600 001		60	22.5	19.4	150	3500		300 201 300 113			--	A	--	E1	D1	--	V		B
Nissan Interstar Van	01/98-12/10		316 124 600 001		60	28.5	13.7	85	2300		300 052 300 107	-11/03	--	FRE	--	E1	--	--	--	V		B
											300 052 300 113	-11/03	--	FRE	--	E1	D1	--	V		B	
											316 130 300 113	11/03-	S	FRE	--	--	D1	L1	H	45	L	
Nissan Interstar Van inc. towball 329057600001 When mounting the swap system please order towball order no. 329059600001. exc. Master Maxi	01/98-12/10		316 126 600 001		60	29.8	15.3	80	2800		300 052 300 107	-11/03	--	FRE	--	E1	--	--	V		B	
											300 052 300 113	-11/03	--	FRE	--	E1	D1	--	V		B	
											316 130 300 113	11/03-	S	FRE	--	--	D1	L1	H	45	L	
Nissan Interstar Chassis Cab inc. towball 329057600001 When mounting the swap system please order towball order no. 329059600001.	01/98-12/10		316 126 600 001		60	29.8	15.3	80	2800		300 052 300 107	-10/03	--	FRE	--	E1	--	--	V		B	
											300 052 300 113	-10/03	--	FRE	--	E1	D1	--	V		B	
											316 135 300 113	11/03-	S	A	--	E1	D1	--	H	45	L	
Nissan Juke 2 WD exc. Nismo	10/10-		332 304 600 001		60	25.0	8.5	75	1500		332 305 300 113			S	A	--	E1	D1	L1	V	60	B
					KIT		332 304 900 113		60	27.0	8.5	75	1500		included in the KIT			S	A	--	E1	D1
Nissan Juke 4 WD exc. Nismo	10/10-		332 305 600 001		60	27.0	8.5	75	1500		332 305 300 113			S	A	--	E1	D1	L1	V	60	B
					KIT		332 305 900 113		60	29.0	8.5	75	1500		included in the KIT			S	A	--	E1	D1
Nissan Kubistar	01/02-12/09		316 201 600 001		60	12.0	7.6	75	1320		316 205 300 107			S	A	--	--	D1	--	H	45	L
											316 205 300 113			S	A	--	--	D1	--	H	45	B
Nissan Kubistar 4x4	01/02-12/09		316 205 600 001		60	12.0	7.6	75	1320		316 205 300 107			S	A	--	--	D1	--	H	45	L
											316 205 300 113			S	A	--	--	D1	--	H	45	B



















Nissan NV 400 box/estate rear wheel drive	03/10-		316 327 600 001			60	19.7	14.3	100	2500	316 300 300 107	for vehicles without central plug connection	S	FRE	--	E1	--	--	H	45	B
			316 300 300 113			for vehicles without central plug connection	S	FRE	--	E1	D1	L1	H	45	B						
			316 318 300 113			for vehicles with central plug connection	S	FRE	--	E2	D1	L1	H	15	B						
Nissan NV 400 box/estate rear wheel drive with twin wheels	03/10-		316 328 600 001			60	19.7	15.8	100	3000	316 300 300 107	for vehicles without central plug connection	S	FRE	--	E1	--	--	H	45	B
			316 300 300 113			for vehicles without central plug connection	S	FRE	--	E1	D1	L1	H	45	B						
			316 318 300 113			for vehicles with central plug connection	S	FRE	--	E2	D1	L1	H	15	B						
Nissan NV 400 platform front + rear wheel drive	07/10-		316 319 600 001	→		60	16.0	14.3	100	2500	300 201 300 113		--	A	--	E1	D1	--	V		B
			316 347 600 001			60	16.5	13.7	85	2300	316 319 300 113	S	FRE	--	E1	D1	--	H	15	B	
Nissan NV 400 platform rear wheel drive with twin wheels	07/10-		316 329 600 001			60	15.0	15.8	100	3000	300 201 300 113		--	A	--	E1	D1	--	V		B
			316 319 300 113			S	FRE	--	E1	D1	--	H	15	B							
Nissan Note	03/06-10/13		332 239 600 001	→		90	16.5	6.9	50	1200	300 072 300 107		--	FRE	--	--	--	--	V		B
			332 241 600 001				90	17.5	6.9	50	1200	300 072 300 113	--	FRE	--	--	D1	L1	V		B
Nissan Note exc. DIG-S CVT	10/13-		332 308 600 001			90	15.0	3.5	45	450	300 210 300 107		--	A	--	--	--	--	V	90	B
			300 210 300 113			--	A	--	E	D1	L1	V	90	B							

Nissan









Nissan Pathfinder	03/05-12/14		332 301 600 001		60	15.0	16.4	140	3500	332 303 300 113				S	FRE	--	E2	D1	L1	V	75	B
			332 302 600 001		60	15.0	16.4	140	3500													
			332 303 600 001		60	16.0	16.4	140	3500													
	KIT		332 301 900 113		60	17.0	16.4	140	3500	included in the KIT				S	FRE	--	E2	D1	L1	V	75	B
	KIT		332 303 900 113		>150	18.0	16.4	140	3500													
Nissan Pick-up MD22 Navarra SingleCab, KingCab and DoubleCab 4x4 for vehicles with chrome bumper and integrated step	03/00-07/05		332 207 600 001		150	33.0	15.0	120	3000	300 061 300 107				--	C2	--	--	--	--	V		B
											300 061 300 113				--	C2	--	--	--	V		B
Nissan Pick-up NP300 SingleCab, KingCab and DoubleCab 4x4 for vehicles with chrome bumper and integrated step	03/00-		332 207 600 001		150	33.0	15.0	120	3000	300 061 300 107				--	C2	--	--	--	--	V		B
											300 061 300 113				--	C2	--	--	--	V		B
Nissan Pick-up D40 Navarra for vehicles with bumper with integrated step inc. towball 329076600001 if using a swap system (bolt coupling or 4-whole-towball) an additional plate is necessary, order no. 932245605002	07/05-03/16		332 321 600 001		60	25.0	15.5	120	3000	300 052 300 107				--	FRE	--	E1	--	--	V		B
											300 052 300 113				--	FRE	--	E1	D1	--	V	
Nissan Pixo	09-		332 306 600 001		90	15.0	4.2	50	650	332 306 300 113				S	FRE	--	--	D1	--	H	60	L
		KIT		332 306 900 113		90	17.0	4.2	50	650	included in the KIT				S	FRE	--	--	D1	--	H	60





















Nissan

Nissan Qashqai, Qashqai +2	02/07-			332 319 600 001		120	22.0	9.4	100	1800		332 262 300 107	-01/14	S	A	--	--	--	--	V	75	B	
				332 266 600 001		120	22.6	8.6	70	1400		332 262 300 113	-01/14	S	A	--	--	D1	L1	V	75	B	
				332 327 600 001		120	25.0	9.4	100	1800		332 327 300 107	02/14-	S	FRE	--	E2	--	--	H	60	B	
				332 327 600 001		120	25.0	9.4	100	1800		332 327 300 113	02/14-	S	FRE	--	E2	D	L1	H	60	B	
Nissan Qashqai, Qashqai +2	02/07-01/14	KIT		332 246 900 113		120	24.0	9.4	100	1800		included in the KIT	-01/14	S	A	--	--	D1	L1	V	75	B	
		KIT		332 247 900 113		120	27.0	9.4	100	1800													
Nissan Qashqai, Qashqai +2	02/14-	KIT		332 326 900 113		120	24.0	9.4	100	1800		included in the KIT	02/14-	S	FRE	--	E2	D	L1	H	60	B	
		KIT		332 327 900 113		120	27.0	9.4	100	1800													
Nissan X-Trail	09/01-06/07			332 237 600 001		150	17.4	11.8	100	2500		300 061 300 107		--	C2	--	--	--	--	V		B	
												300 061 300 113		--	C2	--	--	--	--	V		B	
Nissan X-Trail	06/07-07/14			332 261 600 001		90	26.0	10.8	100	2200		332 262 300 107		S	A	--	--	--	--	V	75	B	
				332 263 600 001		90	27.0	10.8	100	2200		332 262 300 113		S	A	--	--	D1	L1	V	75	B	
				332 262 600 001		90	27.5	10.8	100	2200													
		KIT		332 261 900 113		90	28.0	10.8	100	2200		included in the KIT		S	A	--	--	D1	L1	V	75	B	
KIT		332 262 900 113		90	29.5	10.8	100	2200															
Nissan X-Trail	07/14-			332 323 600 001		90	27.0	10.9	80	2000		332 327 300 107		S	FRE	--	E2	--	--	H	60	B	
												332 327 300 113		S	FRE	--	E2	D	L1	H	60	B	





















Opel Agila 5 doors	03-04/08		314 332 600 001	→		120	20.0	5.3	50	900		300 072 300 107			--	FRE	--	--	--	--	V		B							
												300 072 300 113			--	FRE	--	--	D1	L1	V		B							
Opel Agila	03-04/08		314 347 600 001			120	20.0	6.0	80	1000		300 072 300 107			--	FRE	--	--	--	--	V		B							
												300 072 300 113			--	FRE	--	--	D1	L1	V		B							
Opel Agila only for 1,2 l gas engine	04/08-		314 308 600 001			90	16.0	4.2	50	600		332 306 300 113			S	FRE	--	--	D1	--	H	60	L							
																314 309 600 001		90	16.0	4.2	50	600								
		KIT		314 308 900 113		90	18.0	4.2	50	600	included in the KIT			S	FRE	--	--	D1	--	H	60	L								
		KIT		314 309 900 113		90	18.0	4.2	50	600																				
Opel Antara exc. vehicles with bike carrier system Flex-Fix exc. vehicles with height control	02/07-05/11	KIT		314 304 900 113		150	26.0	12.3	150	2500	included in the KIT		-05/11 chassis H5BB034033	S	A	--	E	D1	L1	V	90	B								
		KIT		314 305 900 113	150	26.0	12.3	150	2500																					
Opel Antara exc. vehicles with bike carrier system Flex-Fix exc. vehicles with height control	02/07-02/15		314 304 600 001			150	24.0	12.3	150	2500		314 422 300 113	05/11- for vehicles with preparation	S	A	--	E2	D	L1	V	90	L								
												342 027 300 113											S	FRE	--	E1	D	L1	30	B
												349 025 300 113											S	A	--	E	D1	L1	V	90
Opel Antara exc. vehicles with bike carrier system Flex-Fix exc. vehicles with height control	05/11-02/15	KIT		314 421 900 113		150	26.0	12.3	150	2500	included in the KIT		05/11-	S	A	--	E2	D	L1	V	90	L								
		KIT		314 422 900 113	150	26.0	12.3	150	2500																					
Opel Astra Convertible - Twin Top	05/06-04/13		314 310 600 001			100	20.0	8.0	75	1400		314 300 300 107			S	FRE	C	E	--	--	H	45	B							
												314 300 300 113			S	FRE	C	E	D	L1	H	45	B							

























Opel

Opel Astra Coupé	00-03/04		314 236 600 001			>150	23.1	8.6	75	1500		300 072 300 107			--	FRE	--	--	--	--	V		B
												300 210 300 107			--	A	--	--	--	--	V	90	B
												300 210 300 113			--	A	--	E	D1	L1	V	90	B
Opel Astra G Estate exc. vehicles with gas drive (CNG)	03/98-10/04		314 275 600 001			120	22.0	8.6	75	1500		300 210 300 107	→		--	A	--	--	--	--	V	90	B
												300 210 300 113			--	A	--	E	D1	L1	V	90	B
												314 275 300 107			S	FRE	--				V	90	
		314 275 300 113	S	FRE	--	--	D1	L1	V	90													
		KIT		314 275 900 113		120	24.0	8.6	75	1500		included in the KIT			S	FRE	--	--	D1	L1	V	90	
Opel Astra G Hatchback and Saloon	03/98-03/04		314 236 600 001			>150	23.1	8.6	75	1500		300 072 300 107			--	FRE	--	--	--	--	V		B
												300 210 300 107			--	A	--	--	--	--	V	90	B
												300 210 300 113			--	A	--	E	D1	L1	V	90	B
		KIT		314 236 900 113		>150	25.1	8.6	75	1500		included in the KIT			S	FRE	--	--	D1	L1	V	90	
Opel Astra H Estate To guarantee an optimal fit of the bumper it is necessary to mount a support, please order from Opel- dealer, order no. 1313 8158 and 1316 8808.	10/04-	KIT		314 285 900 113		60	19.0	9.1	75	1650		included in the KIT		for vehicles with rear central electronic (REC)	S	FRE	C	E	D	L1	H	45	B
		KIT		314 287 900 113		60	19.5	9.1	75	1650													
Opel Astra H Estate To guarantee an optimal fit of the bumper it is necessary to mount a support, please order from Opel- dealer, order no. 1313 8158 and 1316 8808.	10/04-11/10		314 496 600 001			60	17.0	9.1	75	1650		300 210 300 113		for vehicles without rear central electronic (REC)	--	A	--	E	D1	L1	V	90	B
												314 300 300 107			S	FRE	C	E	--	--	H	45	B
												314 300 300 113			S	FRE	C	E	D	L1	H	45	B

























Opel Astra H Hatchback inc. GTC exc. VXR / 240 HP	03/04-12/09		314 299 600 001			60	21.5	9.0	75	1650		300 210 300 113	for vehicles without rear central electronic (REC)	--	A	--	E	D1	L1	V	90	B	
			314 281 600 001			60	21.5	9.0	75	1650		314 300 300 107	for vehicles with rear central electronic (REC)	S	FRE	C	E	--	--	H	45	B	
												314 300 300 113	for vehicles with rear central electronic (REC)	S	FRE	C	E	D	L1	H	45	B	
	KIT		314 299 900 113			60	23.5	9.0	75	1650		included in the KIT	for vehicles with rear central electronic (REC)	S	FRE	C	E	D	L1	H	45	B	
	KIT		314 281 900 113			60	23.5	9.0	75	1650													
Opel Astra J 4 doors Saloon	10/12-		314 412 600 001			60	22.5	9.6	75	1500		314 386 300 107		S	CAN	--	E	--	--	V	90	B	
			314 414 600 001			60	21.0	9.6	75	1500		314 386 300 113		S	CAN	--	E	D	L1	V	90	B	
		KIT		314 412 900 113			60	24.5	9.6	75	1500		included in the KIT		S	CAN	--	E	D	L1	V	90	B
		KIT		314 414 900 113			60	23.0	9.6	75	1500												
Opel Astra J Hatchback exc. vehicles with bike carrier system Flex-Fix	12/09-09/15		314 474 600 001			60	23.0	9.6	75	1800		314 386 300 107		S	CAN	--	E	--	--	V	90	B	
			314 473 600 001			60	23.0	9.6	75	1800		314 386 300 113		S	CAN	--	E	D	L1	V	90	B	
		KIT		314 474 900 113			60	25.0	9.6	75	1800		included in the KIT		S	CAN	--	E	D	L1	V	90	B
		KIT		314 473 900 113			60	25.0	9.6	75	1800												

















Opel

Opel Astra J GTC	01/12-		314 441 600 001		60	22.0	9.6	75	1800	314 386 300 107	S	CAN	--	E	--	--	V	90	B
			314 440 600 001		60	22.0	9.6	75	1800	314 386 300 113	S	CAN	--	E	D	L1	V	90	B
	KIT		314 441 900 113		60	24.0	9.6	75	1800	included in the KIT	S	CAN	--	E	D	L1	V	90	B
			314 440 900 113		60	24.0	9.6	75	1800										
Opel Astra J Sports Tourer exc. vehicles with bike carrier system Flex-Fix Please order separately cover for bumper cutout at Vauxhall dealers.	11/10-01/16		314 406 600 001		60	25.0	9.6	75	1800	314 386 300 107	S	CAN	--	E	--	--	V	90	B
			314 406 900 113		60	31.0	9.6	75	1800	314 386 300 113	S	CAN	--	E	D	L1	V	90	B
Opel Astra J Sports Tourer exc. vehicles with bike carrier system Flex-Fix	11/10-01/16		314 407 600 001		60	24.5	9.6	75	1800	314 386 300 107	S	CAN	--	E	--	--	V	90	B
			314 407 900 113		60	26.5	9.6	75	1800	314 386 300 113	S	CAN	--	E	D	L1	V	90	B
Opel Astra K Hatchback 5 doors	09/15-		314 513 600 001		60	21.0	9.9	75	1500	314 513 300 107	S	CAN	--	E	--	--	H	90	B
			314 513 900 113		60	24.0	9.9	75	1700	314 513 300 113	S	CAN	--	E	D	L1	H	90	B
Opel Astra K Sports Tourer	03/16-		314 516 600 001		60		9.9	75	1700	314 513 300 107	S	CAN	--	E	--	--	H	90	B
			314 515 600 001		60		9.9	75	1700	314 513 300 113	S	CAN	--	E	D	L1	H	90	B
	KIT		314 516 900 113		60		9.9	75	1700	included in the KIT	S	CAN	--	E	D	L1	H	90	B
			314 515 900 113		60		9.9	75	1700										




















Opel Cascada Convertible	05/13-		314 472 600 001		60		9.6	75	1300		314 386 300 113			S	CAN	--	E	D	L1	V	90	B	
Opel Combo	02/12-		306 368 600 001		60	23.0	9.2	100	1500		306 605 300 107			S	FRE	--	E	--	--	V	90	B	
			306 370 600 001		60	25.0	9.2	100	1500		306 605 300 113			S	FRE	--	E	D1	L1	V	90	B	
			306 369 600 001		60	25.0	9.2	100	1500														
		KIT		306 368 900 113		60	25.0	9.2	100	1500		included in the KIT			S	FRE	--	E	D1	L1	V	90	B
		KIT		306 369 900 113		60	27.0	9.2	100	1500													
Opel Combo for vehicles with gas drive (CNG)	02/12-		306 382 600 001		60	25.0	7.0	75	1000		306 605 300 107			S	FRE	--	E	--	--	V	90	B	
			306 381 600 001		60	25.0	7.0	75	1000		306 605 300 113			S	FRE	--	E	D1	L1	V	90	B	
		KIT		306 382 900 113		60	27.0	7.0	75	1000		included in the KIT			S	FRE	--	E	D1	L1	V	90	B
		KIT		306 381 900 113		60	27.0	7.0	75	1000													
Opel Corsa Combo Van exc. vehicles with gas drive (CNG)	03/02-12		314 282 600 001		150	16.4	7.5	75	1200		300 072 300 107			--	FRE	--	--	--	--	V			B
											314 335 300 113			S	FRE	--	E1	D1	--	H	45	L	
		KIT		314 282 900 113		150	18.0	7.5	75	1200		included in the KIT			S	FRE	--	E1	D1	--	H	45	L










Opel

Opel Corsa D exc. vehicles with bike carrier system Flex-Fix exc. VXR / 192 HP, exc. Gsi	10/06-12/14		314 306 600 001		60	17.0	7.7	55	1200		314 307 300 107			S	A	--	--	--	--	V	90	B
			314 436 600 001		60	18.5	7.7	55	1200		314 307 300 113			S	A	--	--	D1	--	V	90	B
	KIT		314 306 900 113		60	19.0	7.7	55	1200		included in the KIT			S	A	--	--	D1	--	V	90	B
	KIT		314 307 900 113		60	20.5	7.7	55	1200						S	A	--	--	D1	--	V	90
Opel Corsa E exc. vehicles with bike carrier system Flex-Fix exc. VXR / 192 HP, exc. Gsi	01/15-		314 306 600 001		60	17.0	7.7	55	1200		314 436 300 107			S	CAN	--	E	--	--	V	90	B
			314 436 600 001		60	18.5	7.7	55	1200		314 436 300 113			S	CAN	--	E	D	L1	V	90	B
	KIT		314 435 900 113		60	19.0	7.7	55	1200		included in the KIT			S	CAN	--	E	D	L1	V	90	B
	KIT		314 436 900 113		60	20.5	7.7	55	1200						S	CAN	--	E	D	L1	V	90
Opel Insignia Saloon exc. VXR, inc. 4x4	11/08-		314 389 600 001		90	23.0	11.3	85	2100		314 386 300 107			S	CAN	--	E	--	--	V	90	B
			314 341 600 001		90	24.0	11.3	85	2100		314 386 300 113			S	CAN	--	E	D	L1	V	90	B
	KIT		314 389 900 113		90	25.0	11.3	85	2100		included in the KIT			S	CAN	--	E	D	L1	V	90	B
	KIT		314 341 900 113		90	25.5	11.6	85	2100						S	CAN	--	E	D	L1	V	90













Opel Insignia Sports Tourer 2 WD, front wheel drive exc. VXR	03/09-			314 390 600 001		90	23.0	11.3	85	2100	314 342 300 107 314 342 300 113 314 402 300 113	08/09-	S	CAN	--	E2	--	--	H	45	B
				314 342 600 001		90	26.5	11.3	85	2100		08/09-	S	CAN	--	E2	D1	L1	H	45	B
														-08/09Opel control units with code letter AE (from chassis no. GM87C891067386) have to be replaced by control units with trailer specification, Opel no. 12 379 96.	S	CAN	C	E	D1	L1	H
Opel Insignia Sports Tourer 4 WD exc. VXR inc. Country Tourer (01/14-)	03/09-			314 408 600 001	→ 	90	25.0	11.3	85	2100	314 342 300 107 314 342 300 113 314 402 300 113	08/09-	S	CAN	--	E2	--	--	H	45	B
				314 409 600 001		90	29.0	11.3	85	2100		08/09-	S	CAN	--	E2	D1	L1	H	45	B
											-08/09Opel control units with code letter AE (from chassis no. GM87C891067386) have to be replaced by control units with trailer specification, Opel no. 12 379 96.	S	CAN	C	E	D1	L1	H	60	B	
Opel Insignia Sports Tourer 2 WD, front wheel drive exc. VXR	08/09-	KIT		314 390 900 113		90	23.0	11.3	85	2100	included in the KIT	08/09-	S	CAN	--	E2	D1	L1	H	45	B
				314 342 900 113		90	28.0	11.3	85	2100											
Opel Meriva exc. VXR thermal-insulation plate is necessary	05/03-05/10			314 289 600 001		60	23.0	8.3	60	1300	314 289 300 113		S	FRE	--	E1	D1	--	H	60	B
			KIT		314 289 900 113		60	24.0	8.3	60	1300	included in the KIT		S	FRE	--	E1	D1	--	H	60

























Opel

Opel Meriva exc. vehicles with bike carrier system Flex-Fix Please check if there is a towing capacity in the car documents.	06/10-		314 394 600 001		60	19.0	8.3	75	1300	314 386 300 107			S	CAN	--	E	--	--	V	90	B	
			314 392 600 001		60	20.0	8.3	75	1300	314 386 300 113			S	CAN	--	E	D	L1	V	90	B	
		KIT		314 394 900 113		60	21.0	8.3	75	1300	included in the KIT			S	CAN	--	E	D	L1	V	90	B
		KIT		314 392 900 113		60	22.0	8.3	75	1300												
Opel Mokka exc. vehicles with bike carrier system Flex-Fix exc. vehicles with height control	10/12-		314 511 600 001		60	21.5	8.6	75	1400	314 451 300 107			S	A	--	E2	--	--	V	90	B	
			314 510 600 001		60	21.0	8.6	75	1400	314 451 300 113			S	A	--	E2	D	L1	V	90	B	
		KIT		314 450 900 113		60	23.0	8.6	75	1400	included in the KIT			S	A	--	E2	D	L1	V	90	B
		KIT		314 451 900 113		60	25.0	8.6	75	1400												
Opel Movano Van	01/98-12/10		316 124 600 001		60	28.5	13.7	85	2300	300 052 300 107	-11/03	--	FRE	--	E1	--	--	V		B		
										300 052 300 113	-11/03	--	FRE	--	E1	D1	--	V	B			
										316 130 300 113	11/03-	S	FRE	--	--	D1	L1	H	45	L		
Opel Movano Van Towing bracket inc. towball no. 329057600001 Assembly of automatic bolt coupling or swap system is possible, when using the swap system please order the towball no. 329059600001.	01/98-12/10		316 126 600 001		60	29.8	15.3	80	2800	300 052 300 107	-11/03	--	FRE	--	E1	--	--	V		B		
										300 052 300 113	-11/03	--	FRE	--	E1	D1	--	V	B			
										316 130 300 113	11/03-	S	FRE	--	--	D1	L1	H	45	L		
Opel Movano Van front wheel drive	03/10-		316 318 600 001		60	19.3	14.3	100	2500	316 300 300 107	for vehicles without central plug connection	S	FRE	--	E1	--	--	H	45	B		
										316 300 300 113	for vehicles without central plug connection	S	FRE	--	E1	D1	L1	H	45	B		
										316 318 300 113	for vehicles with central plug connection	S	FRE	--	E2	D1	L1	H	15	B		





Opel Movano Van rear wheel drive	03/10-		316 327 600 001			60	19.7	14.3	100	2500		316 300 300 107	for vehicles without central plug connection	S	FRE	--	E1	--	--	H	45	B	
			316 300 300 113			for vehicles without central plug connection	S	FRE	--	E1		D1	L1	H	45	B							
			316 318 300 113			for vehicles with central plug connection	S	FRE	--	E2		D1	L1	H	15	B							
Opel Movano Van rear wheel drive with twin wheels	03/10-		316 328 600 001			60	19.7	15.8	100	3000		316 300 300 107	for vehicles without central plug connection	S	FRE	--	E1	--	--	H	45	B	
			316 300 300 113			for vehicles without central plug connection	S	FRE	--	E1		D1	L1	H	45	B							
			316 318 300 113			for vehicles with central plug connection	S	FRE	--	E2		D1	L1	H	15	B							
Opel Movano Chassis Cab Towing bracket inc. towball no. 329057600001 Assembly of automatic bolt coupling or swap system is possible, when using the swap system please order the towball no. 329059600001.	01/98-12/10		316 126 600 001			60	29.8	15.3	80	2800		300 052 300 107	-10/03	--	FRE	--	E1	--	--	V		B	
			300 052 300 113			-10/03	--	FRE	--	E1		D1	--	V		B							
			316 135 300 113			11/03-	S	A	--	E1		D1	--	H	45	L							
Opel Movano Chassis Cab front + rear wheel drive	07/10-		316 319 600 001	→		60	16.0	14.3	100	2500		316 319 300 113											
			316 347 600 001			60	16.5	13.7	85	2300													
Opel Movano Chassis Cab rear wheel drive with twin wheels	07/10-		316 329 600 001			60	15.0	15.8	100	3000		316 319 300 113			S	FRE	--	E1	D1	--	H	15	B
Opel Omega B Estate exc. vehicles with height control	03/94-		314 205 600 001	→		150	22.5	11.0	75	2100		300 025 300 173	additional kit for checkcontrol	--	--	--	E1	--	--	V	30	B	
			300 210 300 107			--	A	--	--	--		--	V	90	B								
			300 210 300 113			--	A	--	E	D1		L1	V	90	B								
Opel Omega B Saloon	03/94-		314 265 600 001	→		150	18.0	11.0	75	2100		300 210 300 107		--	A	--	--	--	V	90	B		
			300 210 300 113			--	A	--	E	D1		L1	V	90	B								











Opel

Opel Signum	05/03-			314 284 600 001			120	26.0	10.7	80	2000		314 295 300 113			S	FRE	--	E	D	L1	H	30	B									
				314 283 600 001			120	26.0	10.7	80	2000																						
Opel Vectra C Estate	10/03-02/09			314 297 600 001			60	33.0	10.7	80	2000		314 295 300 113			S	FRE	--	E	D	L1	H	30	B									
				314 501 600 001			60	33.5	10.7	80	2000																						
Opel Vectra C Saloon inc. GTS	04/02-10/08			314 280 600 001			150	24.0	10.5	75	2000		314 295 300 113			S	FRE	--	E	D	L1	H	30	B									
				314 257 600 001			150	26.0	10.5	75	2000																						
Opel Vivaro Van	05/01-09/14			314 364 600 001			60	21.0	12.3	85	2100		314 364 300 113	-08/06	S	FRE	--	--	--	--	H	60	B										
													314 860 300 107											→ 08/06-03/10	S	FRE	--	--	--	--	H	60	B
													314 860 300 113											08/06-03/10	S	FRE	--	--	D1	L1	H	60	B
													314 870 300 107											→ 03/10-	S	FRE	--	--	--	--	H	60	B
													314 870 300 113											03/10-	S	FRE	--	--	D1	L1	H	60	B
Opel Vivaro Van	08/06-03/10	KIT		314 364 900 113			60	23.0	12.3	85	2100		included in the KIT		08/06-03/10	S	FRE	--	--	D1	L1	H	60	B									
Opel Vivaro Van	03/10-09/14	KIT		314 870 900 113			60	23.0	12.3	85	2100		included in the KIT		03/10-	S	FRE	--	--	D1	L1	H	60	B									

















Opel Vivaro Van	09/14-		316 311 600 001		60	23.0	12.1	80	2000		316 312 300 107			S	FRE	--	E2	--	--	H	90	B	
			316 312 600 001		60	23.0	12.1	80	2000		316 312 300 113			S	FRE	--	E2	D1	L1	H	90	B	
		KIT		316 311 900 113		60	25.0	12.1	80	2000		included in the KIT			S	FRE	--	E2	D1	L1	H	90	B
		KIT		316 312 900 113		60	25.0	12.1	80	2000						S	FRE	--	E2	D1	L1	H	90
Opel Zafira inc. GSI with non-visible cut	04/99-07/05		314 270 600 001		150	22.8	8.9	75	1500		300 025 300 173	additional kit for checkcontrol	--	--	--	E1	--	--	V	30	B		
											314 245 300 113		S	FRE	--	E	D1	--	V	90	L		
Opel Zafira Will fit GSI with visible cut & GSR model - No info on cut for GSR	04/99-07/05		314 362 600 001		120	17.0	9.3	80	1600		300 025 300 173	additional kit for checkcontrol	--	--	--	E1	--	--	V	30	B		
		KIT		314 362 900 113		120	19.0	9.3	80	1600		314 245 300 113		S	FRE	--	E	D1	--	V	90	L	
Opel Zafira Tourer exc. CNG exc. vehicles with bike carrier system Flex-Fix To guarantee an optimal fit of the bumper it is necessary to mount a polystyrene carrier, please order from Vauxhall-dealer.	01/12-		314 438 600 001		60	27.0	9.9	75	1500		314 386 300 107			S	CAN	--	E	--	--	V	90	B	
			314 437 600 001		60	27.0	9.9	75	1500		314 386 300 113			S	CAN	--	E	D	L1	V	90	B	
		KIT		314 438 900 113		60	29.0	9.9	75	1500		included in the KIT			S	CAN	--	E	D	L1	V	90	B
		KIT		314 437 900 113		60	29.0	9.9	75	1500						S	CAN	--	E	D	L1	V	90
Opel Zafira, Zafira Family inc. facelift 01/08- exc. CNG VXR version and vehicles with sport bumper: in addition to the visible cutout a cutout is necessary. Cover for bumper cutout not available.	07/05-12		314 293 600 001		75	17.5	9.6	75	1650		314 300 300 107	for vehicles with rear central electronic (REC)	S	FRE	C	E	--	--	H	45	B		
											314 300 300 113	for vehicles with rear central electronic (REC)	S	FRE	C	E	D	L1	H	45	B		
		KIT		314 293 900 113		75	18.5	9.6	75	1650		included in the KIT	for vehicles with rear central electronic (REC)	S	FRE	C	E	D	L1	H	45	B	



















Opel

Opel Zafira, Zafira Family exc. CNG	07/05-12		314 361 600 001		90	19.0	9.6	75	1650		300 210 300 113	for vehicles without rear central electronic (REC)	--	A	--	E	D1	L1	V	90	B
											314 300 300 107	for vehicles with rear central electronic (REC)	S	FRE	C	E	--	--	H	45	B
											314 300 300 113	for vehicles with rear central electronic (REC)	S	FRE	C	E	D	L1	H	45	B
		KIT		314 361 900 113		90	21.0	9.6	75	1650		included in the KIT	for vehicles with rear central electronic (REC)	S	FRE	C	E	D	L1	H	45





















Peugeot 1007 exc. RC/120 HC with double tube exhaust system	07/05-12/09		304 074 600 001			120	16.0	6.6	50	1100		300 210 300 107		-01/08	--	A	--	--	--	--	V	90	B		
												300 210 300 113		-01/08	--	A	--	E	D1	L1	V	90	B		
												304 402 300 107		02/08-	S	CAN	C1	E	--	--	V	105	B		
												304 402 300 113		02/08-	S	CAN	C1	E	D	L1	V	105	B		
Peugeot 108 This towbar can only be used in combination with load carriers/ cycle carriers! This vehicle is not homologated for towing trailers.	01/14-		350 046 600 001			45	12.0		40			300 210 300 113			--	A	--	E	D1	L1	V	90	B		
Peugeot 2008	06/13-		315 189 600 001			120	18.0	6.7	55	1150		315 185 300 107			S	CAN	C	E					B		
												315 185 300 113			S	CAN	C	E	D	L1		60	B		
		KIT KIT		315 189 900 113			120	18.0	6.7	55	1150			included in the KIT			S	CAN	C	E	D	L1		60	B
																		315 190 900 113			120	21.0	6.7	55	1150
Peugeot 206 XS, Gti, CC, RC 99- XR/XT 04/03- 206+ 09- exc. SW	99-		315 170 600 001			90	16.0	6.8	50	1200		300 072 300 107			--	FRE	--	--	--	--	V		B		
												300 072 300 113			--	FRE	--	--	D1	L1	V		B		
Peugeot 206 XR/XT exc. SW	99-03/03		315 172 600 001	→		90	16.0	6.8	80	1200		300 072 300 107			--	FRE	--	--	--	--	V		B		
												300 072 300 113			--	FRE	--	--	D1	L1	V		B		
Peugeot 206 + exc. SW	09-		315 171 600 001	→		90	17.0	6.8	50	1200		300 072 300 107			--	FRE	--	--	--	--	V		B		
												300 072 300 113			--	FRE	--	--	D1	L1	V		B		



























Peugeot

Peugeot 207 inc. 207 cc convertible, inc. 207 RC - 175 HP, inc. 207 van type WG, inc. Sport	04/06-		315 113 600 001		75	16.5	6.7	60	1200	304 402 300 107	S	CAN	C1	E	--	--	V	105	B	
			315 114 600 001		75	17.5	6.7	60	1200	304 402 300 113	S	CAN	C1	E	D	L1	V	105	B	
		KIT		315 113 900 113		75	18.5	6.7	60	1200	included in the KIT	S	CAN	C1	E	D	L1	V	105	B
		KIT		315 114 900 113		75	19.5	6.7	60	1200		S	CAN	C1	E	D	L1	V	105	B
Peugeot 207 SW / Estate exc. Outdoor exc. RC (double tube exhaust)	06/07-		315 118 600 001		120	17.5	6.4	46	1150	304 402 300 107	S	CAN	C1	E	--	--	V	105	B	
			315 119 600 001		120	21.0	6.8	46	1150	304 402 300 113	S	CAN	C1	E	D	L1	V	105	B	
		KIT		315 118 900 113		120	19.5	6.4	46	1150	included in the KIT	S	CAN	C1	E	D	L1	V	105	B
		KIT		315 119 900 113		120	23.0	6.8	46	1150		S	CAN	C1	E	D	L1	V	105	B
Peugeot 208	04/12-		315 184 600 001		60	12.0	7.2	53	1300	315 185 300 107	S	CAN	C	E					B	
			315 185 600 001		60	12.0	7.2	53	1300	315 185 300 113	S	CAN	C	E	D	L1		60	B	
		KIT		315 184 900 113		60	14.0	7.2	53	1300	included in the KIT	S	CAN	C	E	D	L1		60	B
		KIT		315 185 900 113		60	14.0	7.2	53	1300		S	CAN	C	E	D	L1		60	B

























Peugeot 3008 exc. Hybrid	06/09-			315 157 600 001			90	22.0	9.2	70	1600		315 109 300 107			S	CAN	C	E	--	--	V	105	B	
				315 159 600 001	→		90	22.0	9.2	70	1600		315 109 300 113			S	CAN	C	E	D	L1	V	105	B	
				315 158 600 001			90	24.0	9.2	70	1600														
		KIT		315 157 900 113			90	24.0	9.2	70	1600						S	CAN	C	E	D	L1	V	105	B
		KIT		315 158 900 113			90	26.0	9.2	70	1600		included in the KIT			S	CAN	C	E	D	L1	V	105	B	
Peugeot 307 Convertible / CC	10/03-12/09			315 167 600 001			120	19.0	8.4	80	1500		300 210 300 107			--	A	--	--	--	--	V	90	B	
													300 210 300 113			--	A	--	E	D1	L1	V	90	B	
Peugeot 307 Hatchback	06/01-			315 108 600 001			60	19.0	9.1	80	1700		300 072 300 107	-07/05		--	FRE	--	--	--	--	V		B	
				315 109 600 001			60	21.0	9.1	80	1700		300 072 300 113	-07/05		--	FRE	--	--	D1	L1	V		B	
													304 401 300 107	07/05-		S	CAN	C1	E	--	--	H	105	B	
													304 401 300 113			S	CAN	C1	E	D	L1	H	105	B	
Peugeot 307 Hatchback	07/05-	KIT		315 108 900 113			60	21.0	9.1	80	1700					S	CAN	C1	E	D	L1	H	105	B	
		KIT		315 109 900 113			60	23.0	9.1	80	1700		included in the KIT			S	CAN	C1	E	D	L1	H	105	B	
Peugeot 307 SW 7 seats and minibus	06/02-			315 099 600 001			45	19.0	9.1	60	1700		300 072 300 107	-07/05		--	FRE	--	--	--	--	V		B	
				315 103 600 001			45	21.0	9.1	60	1700		300 072 300 113	-07/05		--	FRE	--	--	D1	L1	V		B	
													304 401 300 107	07/05-		S	CAN	C1	E	--	--	H	105	B	
													304 401 300 113			S	CAN	C1	E	D	L1	H	105	B	
Peugeot 307 SW 7 seats and minibus	07/05-	KIT		315 099 900 113			45	21.0	9.1	60	1700					S	CAN	C1	E	D	L1	H	105	B	
		KIT		315 103 900 113			45	23.0	9.1	60	1700		included in the KIT			S	CAN	C1	E	D	L1	H	105	B	



























Peugeot









Peugeot 308 Hatchback exc. GTi / 200 HP	10/07-05/11			315 109 600 001		60	21.0	9.1	80	1700		315 109 300 107			S	CAN	C	E	--	--	V	105	B
												315 109 300 113			S	CAN	C	E	D	L1	V	105	B
Peugeot 308 Hatchback exc. GTi (200 HP), Premium,vehicles with sport rear bumper	05/11-09/13			315 188 600 001		60	22.0	9.1	80	1700		315 109 300 107			S	CAN	C	E	--	--	V	105	B
		KIT		315 401 900 113		60	23.0	9.1	80	1700		included in the KIT			S	CAN	C	E	D	L1	V	105	B
Peugeot 308 Hatchback	09/13-			304 151 600 001		90	21.0	9.5	75	1750		304 152 300 107			S	CAN	C	E	--	--	V	75	B
				304 152 600 001		90	24.0	9.5	75	1750		304 152 300 113			S	CAN	C	E	D1	L1	V	75	B
		KIT		304 151 900 113		90	21.0	9.5	75	1750		included in the KIT			S	CAN	C	E	D1	L1	V	75	B
		KIT		304 152 900 113		90	24.0	9.5	75	1750						S	CAN	C	E	D1	L1	V	75
Peugeot 308 cc, Convertible exc. GTi / 200 HP	03/09-03/15			315 150 600 001		120	22.6	8.4	80	1500		315 109 300 107			S	CAN	C	E	--	--	V	105	B
											315 109 300 113			S	CAN	C	E	D	L1	V	105	B	
Peugeot 308 SW	05/08-05/14			315 151 600 001		120	17.6	9.5	74	1700		315 109 300 107			S	CAN	C	E	--	--	V	105	B
				315 152 600 001		120	22.0	9.5	74	1700		315 109 300 113			S	CAN	C	E	D	L1	V	105	B
		KIT		315 151 900 113		120	19.6	9.5	74	1700		included in the KIT			S	CAN	C	E	D	L1	V	105	B
		KIT		315 152 900 113		120	24.0	9.5	74	1700						S	CAN	C	E	D	L1	V	105

Peugeot 308 SW	05/14-		304 151 600 001		90	21.0	9.5	75	1750		315 196 300 107			S	CAN	C	E2	--	--	V	75	B	
			304 152 600 001		90	24.0	9.5	75	1750		315 196 300 113			S	CAN	C	E2	D	L1	V	75	L	
	KIT		315 195 900 113		90	21.0	9.5	75	1750		included in the KIT			S	CAN	C	E2	D	L1	V	75	L	
	KIT		315 196 900 113		90	24.0	9.5	75	1750						S	CAN	C	E2	D	L1	V	75	L
Peugeot 4007	09/07-12/12		340 094 600 001		90	27.0	10.9	100	2000		340 075 300 113			S	FRE	--	E	D	L	H	75	B	
		KIT		340 094 900 113		90	29.0	10.9	100	2000		included in the KIT			S	FRE	--	E	D	L	H	75	B
Peugeot 4008	03/12-		340 092 600 001		90	22.0	8.5	70	1400		340 093 300 113			S	A	--	--	D	L	H	60	B	
			340 093 600 001		90	24.0	8.5	70	1400						S	A	--	--	D	L	H	60	B
	KIT		340 092 900 113		90	24.0	8.5	70	1400		included in the KIT			S	A	--	--	D	L	H	60	B	
	KIT		340 093 900 113		90	26.0	8.5	70	1400						S	A	--	--	D	L	H	60	B
Peugeot 407 Coupé	06-		315 168 600 001			120	27.0	9.2	85	1600		304 401 300 107			S	CAN	C1	E	--	--	H	105	B
												304 401 300 113			S	CAN	C1	E	D	L1	H	105	B
Peugeot 407 Estate / SW	01/05-		304 146 600 001		120	22.0	10.4	80	1900		304 401 300 107		-07/08 OPR 11557	S	CAN	C1	E	--	--	H	105	B	
			304 145 600 001		120	24.5	10.4	80	1900		304 401 300 113		-07/08 OPR 11557	S	CAN	C1	E	D	L1	H	105	B	









Peugeot
















Peugeot 407 Estate / SW	01/05-07/08	KIT		315 104 900 113		120	24.0	10.4	80	1900	included in the KIT		-07/08 OPR 11557	S	CAN	C1	E	D	L1	H	105	B		
		KIT		315 105 900 113		120	26.5	10.4	80	1900														
Peugeot 407 Saloon	05/04-			304 145 600 001		120	24.5	10.4	80	1900	304 401 300 107		-07/08 OPR 11557	S	CAN	C1	E	--	--	H	105	B		
													304 401 300 113	-07/08 OPR 11557	S	CAN	C1	E	D	L1	H	105	B	
Peugeot 407 Saloon	05/04-07/08	KIT		315 105 900 113		120	26.5	10.4	80	1900	included in the KIT		-07/08 OPR 11557	S	CAN	C1	E	D	L1	H	105	B		
Peugeot 5008 exc. vehicles with Ad-Blue tank	09/09-			315 177 600 001		120	21.0	10.0	75	1550	304 400 300 107		-12/11	S	CAN	C1	E	--	--	H	105	B		
													304 400 300 113	-12/11	S	CAN	C1	E	D	L1	H	105	B	
					315 178 600 001		90	22.5	9.7	80	1700		315 109 300 107	01/12-03/14	S	CAN	C	E	--	--	V	105	B	
														315 109 300 113	01/12-03/14	S	CAN	C	E	D	L1	V	105	B
															315 110 300 107	03/14-	S	CAN	C	E	--	--	V	60
													315 110 300 113	03/14-	S	CAN	C	E	D	L1	V	60	B	
Peugeot 5008 exc. vehicles with Ad-Blue tank	01/12-03/14	KIT		315 177 900 113		120	23.0	10.0	75	1550	included in the KIT		01/12-03/14	S	CAN	C	E	D	L1	V	105	B		
		KIT		315 178 900 113		90	24.5	9.7	80	1700														
Peugeot 508 Estate exc. GT/twin exhaust models exc. RXH	03/11-			315 180 600 001		90	20.5	10.2	75	1900	315 182 300 113			S	CAN	C	E	D	L	H		B		
				315 182 600 001		90	20.5	10.2	75	1900														
			KIT		315 180 900 113		90	22.5	10.2	75	1900	included in the KIT			S	CAN	C	E	D	L	H		B	
			KIT		315 182 900 113		90	22.5	10.2	75	1900													

Peugeot 508 Saloon exc. GT/twin exhaust models	03/11-			315 175 600 001		90	20.5	10.2	75	1900		315 182 300 113			S	CAN	C	E	D	L	H		B	
		KIT		315 175 900 113		90	22.5	10.2	75	1900		included in the KIT			S	CAN	C	E	D	L	H		B	
Peugeot 607	11/00-			315 169 600 001		120	25.0	9.9	80	1800		300 210 300 107			--	A	--	--	--	--	V	90	B	
												300 210 300 113			--	A	--	E	D1	L1	V	90	B	
Peugeot 806	09/94-08/02			315 072 600 001	 →	60	16.4	10.9	100	2000		300 060 300 107			--	C2	--	E1	--	--	H	45	B	
												300 060 300 113			--	C2	--	E1	D1	L1	H	45	B	
Peugeot 807	09/02-12/14			315 098 600 001		75	19.8	10.8	100	1900		300 210 300 113		-09/05	--	A	--	E	D1	L1	V	90	B	
												304 400 300 107		10/05-	S	CAN	C1	E	--	--	H	105	B	
					315 097 600 001		75	22.0	10.8	100	1900		304 400 300 113		10/05-	S	CAN	C1	E	D	L1	H	105	B
													315 097 300 107	→	-09/05	S	FRE	--	E	--	--	H	45	B
Peugeot 807	10/05-	KIT		315 098 900 113		75	21.8	10.8	100	1900														
		KIT		315 097 900 113		75	24.0	10.8	100	1900		included in the KIT		10/05-	S	CAN	C1	E	D	L1	H	105	B	
Peugeot Bipper + Teepee exc. vehicles with gas drive	02/08-			306 349 600 001		150	16.5	7.5	75	1300		306 580 300 107			S	FRE	--	E	--	--	V	120	B	
					306 351 600 001		150	17.0	7.5	75	1300													
					306 350 600 001		150	17.0	7.5	75	1300		306 580 300 113			S	FRE	--	E	D1	L1	V	120	B
		KIT		306 349 900 113		150	18.5	7.5	75	1300														
		KIT		306 350 900 113		150	19.0	7.5	75	1300		included in the KIT				S	FRE	--	E	D1	L1	V	120	B











Peugeot Boxer Van For vehicles with long superstructure L4/XL please order separately a set distance tubes to strengthen the framework, no. 906270650003. Some vehicles 03/08- do not have chassis bores. In this case it is necessary to bore them subsequent. For the mounting time will last 120 min. longer.	02/11-	KIT		306 272 900 113		60	34.0	16.9	150	3000				included in the KIT		02/11- from chassis no. 1948841	S	FRE	--	E	D1	L1	V	105	B
Peugeot Boxer Van inc. towball For vehicles with long superstructure L4/XL please order separately a set distance tubes to strengthen the framework, no. 906270650003. Some vehicles 03/08- do not have chassis bores. In this case it is necessary to bore them subsequent. For the mounting time will last 120 min. longer.	06/06-			306 357 600 001		60	21.0	15.8	150	3000		306 271 300 107	02/11- from chassis no. 1948841	S	FRE	--	E	--	--	V	105	B			
												306 271 300 113	02/11- from chassis no. 1948841	S	FRE	--	E	D1	L1	V	105	B			
												306 510 300 107	-02/11 chassis no. 1948840	S	FRE	--	E	--	--	V	105	B			
												306 510 300 113	-02/11 chassis no. 1948840	S	FRE	--	E	D1	L1	V	105	B			
Peugeot Boxer Van inc. towball 329059600001 For vehicles with long superstructure L4/XL please order separately a set distance tubes to strengthen the framework, no. 906270650003. Some vehicles 03/08- do not have chassis bores. In this case it is necessary to bore them subsequent. For the mounting time will last 120 min. longer.	06/06-			306 330 600 001		60	32.0	16.9	150	3000		306 271 300 107	02/11- from chassis no. 1948841	S	FRE	--	E	--	--	V	105	B			
												306 271 300 113	02/11- from chassis no. 1948841	S	FRE	--	E	D1	L1	V	105	B			
												306 510 300 107	-02/11 chassis no. 1948840	S	FRE	--	E	--	--	V	105	B			
												306 510 300 113	-02/11 chassis no. 1948840	S	FRE	--	E	D1	L1	V	105	B			
Peugeot Boxer Van inc. towball 329059600001 For vehicles with long superstructure L4/XL please order separately a set distance tubes to strengthen the framework, no. 906270650003. Some vehicles 03/08- do not have chassis bores. In this case it is necessary to bore them subsequent. For the mounting time will last 120 min. longer.	06/06-02/11	KIT		306 330 900 113		60	34.0	16.9	150	3000			included in the KIT		-02/11 chassis no. 1948840	S	FRE	--	E	D1	L1	V	105	B	













Peugeot

Peugeot Boxer Van inc. towball 329059600001 For vehicles with long superstructure L4/XL please order separately a set distance tubes to strengthen the framework, no. 906270650003. Some vehicles 03/08- do not have chassis bores. In this case it is necessary to bore them subsequent. For the mounting time will last 120 min. longer.	02/11-	KIT		306 357 900 113		60	34.0	16.9	150	3000		included in the KIT	02/11- from chassis no. 1948841	S	FRE	--	E	D1	L1	V	105	B	
Peugeot Boxer Chassis Cab inc. 4 WD exc. vehicles with gas bottle instead of the spare wheel 4 WD: bolt kit (order no. 906216650002) must be ordered separately. Towball for vehicles with standard chassis: 329089600001 (not included). Towball for vehicles with 16" wheels and reinforced springs: 329062600001 (not included). When mounting swap system to vehicles with standard chassis we recommend towball 329059600001 (not included).	03/94-06/06			306 216 600 001		60	32.7	13.3	150	2500		300 052 300 107	03/02-	--	FRE	--	E1	--	--	V		B	
													300 052 300 113	03/02-	--	FRE	--	E1	D1	--	V		B
														300 060 300 113	-03/02	--	C2	--	E1	D1	L1	H	45
Peugeot Boxer Chassis Cab inc. towball	08/99-06/06			306 329 600 001		60	29.0	12.5	130	2000		300 052 300 107	03/02-	--	FRE	--	E1	--	--	V		B	
													300 052 300 113	03/02-	--	FRE	--	E1	D1	--	V		B
														300 060 300 113	-03/02	--	C2	--	E1	D1	L1	H	45
Peugeot Boxer Chassis Cab inc. towball 329059600001. For vehicles with long superstructure L4/XL please order separately a set distance tubes to strengthen the framework, no. 906270650003.	06/06-			306 318 600 001		60	30.5	15.9	150	3000		306 531 300 107		S	FRE	--	E1	--	--	V	90	L	
		KIT		306 318 900 113		60	32.5	15.9	150	3000		included in the KIT			S	FRE	--	E1	D	--	V	90	L
Peugeot Boxer Chassis Cab inc. towball For vehicles with long superstructure L4/XL please order separately a set distance tubes to strengthen the framework, no. 906270650003.	06/06-			306 357 600 001		60	21.0	15.8	150	3000		306 531 300 107		S	FRE	--	E1	--	--	V	90	L	
															S	FRE	--	E1	D	--	V	90	L














Peugeot Boxer Chassis Cab combined universal HGV towbar for towballs and coupling bolt inc. towball 329059600001. For vehicles with long superstructure L4/XL please order separately a set distance tubes to strengthen the framework, order no. 906270650003. Please order separately coupling bolt 342090600001.	06/06-		306 359 600 001			90	40.0	12.5	150	2000		306 531 300 107			S	FRE	--	E1	--	--	V	90	L				
												306 531 300 113			S	FRE	--	E1	D	--	V	90	L				
Peugeot Expert	09/94-01/07		315 072 600 001	→ 		60	16.4	10.9	100	2000		300 060 300 107	-07/97	--	C2	--	E1	--	--	H	45	B					
														300 060 300 113	-07/97	--	C2	--	E1	D1	L1	H	45	B			
														306 155 300 113	→	08/97-	S	C2	--	E1	D	--	H	45	L		
Peugeot Expert	01/07-		306 331 600 001			75	22.5	12.2	122	2200		304 400 300 107			S	CAN	C1	E	--	--	H	105	B				
														304 400 300 113			S	CAN	C1	E	D	L1	H	105	B		
		KIT		306 331 900 113			75	22.5	12.2	122	2200		included in the KIT			S	CAN	C1	E	D	L1	H	105	B			
							KIT		306 333 900 113			75		24.5	12.2	122	2200										
Peugeot Partner Van	11/96-04/08		304 054 600 001			90	14.8	7.8	70	1350		304 054 300 113			S	FRE	--	E1	D1	--	V	75	L				
						KIT		304 054 900 113			90	16.8	7.8	70	1350		included in the KIT			S	FRE	--	E1	D1	--	V	75
Peugeot Partner Van long superstructure + Tepee, vehicle length = 4628 mm	08-		304 129 600 001			90	16.3	8.7	64	1600		304 400 300 107	-11/11 OPR 12775	S	CAN	C1	E	--	--	H	105	B					
														304 400 300 113		S	CAN	C1	E	D	L1	H	105	B			
			304 131 600 001			90	19.0	8.7	64	1600		304 402 300 107	11/11- OPR 12776	S	CAN	C1	E	--	--	V	105	B					
														304 402 300 113	11/11- OPR 12776	S	CAN	C1	E	D	L1	V	105	B			















Peugeot

Peugeot Partner Van long superstructure + Tepee, vehicle length = 4628 mm	08-11/11	KIT		304 129 900 113			90	18.3	8.7	64	1600		included in the KIT			S	CAN	C1	E	D	L1	H	105	B
		KIT		304 131 900 113			90	21.0	8.7	64	1600													
Peugeot Partner Van short superstructure + Tepee, vehicle length = 4380 mm	04/08-			304 091 600 001			90	15.0	8.7	64	1600		304 400 300 107	-11/11OPR 12775	S	CAN	C1	E	--	--	H	105	B	
				304 092 600 001			90	19.0	8.7	64	1600		304 400 300 113											11/11-OPR 12776
														304 402 300 107	11/11- OPR 12776	S	CAN	C1	E	D	L1	V	105	
																								304 402 300 113
Peugeot Partner Van short superstructure + Tepee, vehicle length = 4380 mm	04/08-11/11	KIT		304 091 900 113			90	17.0	8.7	64	1600		included in the KIT			S	CAN	C1	E	D	L1	H	105	B
		KIT		304 092 900 113			90	21.0	8.7	64	1600													
Peugeot Partner Origin	04/08-			304 054 600 001			90	14.8	7.8	70	1350		304 054 300 113			S	FRE	--	E1	D1	--	V	75	L
			KIT		304 054 900 113			90	16.8	7.8	70	1350		included in the KIT			S	FRE	--	E1	D1	--	V	75
















Porsche Cayenne exc. vehicles with spare wheel on the tailgate	12/02-		321 735 600 001		150	33.5	16.4	140	3500		321 500 300 113	-04/10	S	CAN	--	E	D	L1	H	45	B	
											321 765 300 107	04/10-	S	CAN	C	E	D	L1	V	180	B	
											321 765 300 113	04/10-	S	CAN	C	E	D	L1	V	180	B	
Porsche Cayenne models 12/02-04/10: Please order separately cover for bumper cutout at Porsche dealer' s. exc. vehicles with spare wheel on the tailgate	12/02-		321 736 600 001		150	34.0	16.4	140	3500		321 500 300 113	-04/10	S	CAN	--	E	D	L1	H	45	B	
											321 765 300 107	04/10-	S	CAN	C	E	D	L1	V	180	B	
											321 765 300 113	04/10-	S	CAN	C	E	D	L1	V	180	B	
Porsche Cayenne Please order separately cover for bumper cutout at Porsche dealer' s. exc. vehicles with spare wheel on the tailgate	12/02-04/10	KIT		321 500 900 113		150	36.0	16.4	140	3500		included in the KIT	-04/10	S	CAN	--	E	D	L1	H	45	B
Porsche Cayenne exc. vehicles with spare wheel on the tailgate	04/10-	KIT		321 736 900 113		150	36.0	16.4	140	3500		included in the KIT	04/10-	S	CAN	C	E	D	L1	V	180	B
Porsche Macan	04/14-		327 068 600 001		90	21.0	12.1	100	2400		327 068 300 113		S	CAN	C	E	D	L1	H	30	B	
											KIT		327 068 900 113		90	23.0	12.1	100	2400		included in the KIT	










Renault








Renault Captur	05/13-		316 354 600 001			90	14.0	7.1	75	1200		316 337 300 107			S	A	--	E2			H	90	B
			316 355 600 001			90	16.0	7.1	75	1200		316 337 300 113			S	A	--	E2	D1	L1	H	90	B
	KIT		316 354 900 113			90	16.0	7.1	75	1200		included in the KIT			S	A	--	E2	D1	L1	H	90	B
			316 355 900 113			90	18.0	7.1	75	1200						S	A	--	E2	D1	L1	H	90
Renault Clio II Phase I + II, exc. Phase IV, exc. Clio Sport V6	09/98-10/05		316 187 600 001			90	14.5	6.2	75	1200		300 072 300 113		-05/01 (Phase I)	--	FRE	--	--	D1	L1	V		B
Renault Clio III Phase I + II exc. Clio Sport 197/201 HP exc. RS-Cup exc. GT	10/05-		316 354 600 001			90	14.0	7.1	75	1200		316 252 300 113			S	FRE	--	--	D1	L1	H	45	B
			316 355 600 001			90	16.0	7.1	75	1200						S	FRE	--	--	D1	L1	H	45
	KIT		316 251 900 113			60	15.0	7.1	75	1200		included in the KIT			S	FRE	--	--	D1	L1	H	45	B
			316 252 900 113			90	17.0	7.1	75	1200						S	FRE	--	--	D1	L1	H	45
Renault Clio III Grandtour	01/08-01/13		316 277 600 001			90	18.0	7.0	75	1200		316 252 300 113			S	FRE	--	--	D1	L1	H	45	B
			316 278 600 001	→ ↗		90	21.0	7.0	75	1200						S	FRE	--	--	D1	L1	H	45
	KIT		316 277 900 113			90	20.0	7.0	75	1200		included in the KIT			S	FRE	--	--	D1	L1	H	45	B
			316 278 900 113	→ ↗		90	23.0	7.0	75	1200						S	FRE	--	--	D1	L1	H	45

Renault Clio IV Hatchback exc. GT exc. Initiale	11/12-		316 355 600 001			90	16.0	7.1	75	1200		316 337 300 107			S	A	--	E2			H	90	B	
												316 337 300 113			S	A	--	E2	D1	L1	H	90	B	
		KIT		316 355 900 113			90	18.0	7.1	75	1200		included in the KIT			S	A	--	E2	D1	L1	H	90	B
Renault Clio IV Grandtour	03/13-		316 336 600 001			60	15.0	7.1	75	1200		316 337 300 107			S	A	--	E2			H	90	B	
			316 337 600 001			60	18.0	7.1	75	1200		316 337 300 113			S	A	--	E2	D1	L1	H	90	B	
		KIT		316 336 900 113			60	17.0	7.1	75	1200		included in the KIT			S	A	--	E2	D1	L1	H	90	B
		KIT		316 337 900 113			60	20.0	7.1	75	1200						S	A	--	E2	D1	L1	H	90
Renault Espace short wheelbase	09/02-05/15		316 195 600 001			55	31.0	11.3	80	2000		300 078 300 113			--	FRE	--	--	D1	L1	V		B	
			316 194 600 001			55	31.0	11.3	80	2000														
Renault Espace	06/15-		316 386 600 001			120	22.0	11.0	80	2000		316 403 300 113			S	FRE	--	E2	D1	L1	H	90	B	
			316 387 600 001			120	25.0	11.0	80	2000														
		KIT		316 386 900 113			120	26.0	11.0	80	2000		included in the KIT			S	FRE	--	E2	D1	L1	H	90	B
		KIT		316 387 900 113			120	29.0	11.0	80	2000													
Renault Espace / Grand Espace long wheel base	09/02-05/15		316 191 600 001			55	31.0	11.3	80	2000		300 078 300 113			--	FRE	--	--	D1	L1	V		B	
			316 192 600 001			55	31.0	11.3	80	2000														












Renault

Renault Fluence	03/10-			316 308 600 001		120	22.5	7.5	75	1300		300 210 300 107			--	A	--	--	--	--	V	90	B									
																				--	A	--	E	D1	L1	V	90	B				
Renault Grand Kangoo 7 seats	02/08-			316 268 600 001		60	23.0	8.2	75	1350		316 353 300 107	05/13-	S	FRE	--	--	--	--	H	60	B										
				316 269 600 001		60	23.0	8.2	75	1350		316 353 300 113		05/13-	S	FRE	--		D1	L1	H	60	B									
				316 269 600 001		60	23.0	8.2	75	1350		316 440 300 113		-04/13 exc. vehicles with start-/stop automatic	S	FRE	--	E2	D1	L1	H	45	L									
Renault Grand Kangoo 7 seats	02/08-04/13	KIT		316 268 900 113		60	25.0	8.2	75	1350	included in the KIT		-04/13 exc. vehicles with start-/stop automatic	S	FRE	--	E2	D1	L1	H	45	L										
				316 269 900 113		60	25.0	8.2	75	1350																						
Renault Grand Kangoo 7 seats	05/13-	KIT		316 352 900 113		60	25.0	8.2	75	1350	included in the KIT		05/13-	S	FRE	--		D1	L1	H	60	B										
				316 353 900 113		60	25.0	8.2	75	1350																						
Renault Grand Modus exc. vehicles with rear end carrier system Velofix	01/08-			316 354 600 001		90	14.0	7.1	75	1200	300 210 300 113			--	A	--	E	D1	L1	V	90	B										
				316 355 600 001		90	16.0	7.1	75	1200																						
Renault Grand Scenic	04/09-			316 295 600 001		90	18.5	8.2	75	1300	316 297 300 107			S	A	--	--	--	--	H	60	B										
				316 297 600 001		90	21.4	8.2	75	1300													316 297 300 113	S	A	--	--	D1	L1	H	60	B
			KIT			316 295 900 113	90	20.5	8.2	75	1300												included in the KIT	S	A	--	--	D1	L1	H	60	B
			KIT			316 297 900 113	90	23.4	8.2	75	1300																					














Renault Kadjar	06/15-			316 390 600 001			120	21.0	9.8	75	1950	316 404 300 113			S	FRE	--	E2	D1	L1	H	90	B
				316 391 600 001			120	22.0	9.8	75	1950												
		KIT		316 390 900 113			120	22.0	9.8	75	1950	included in the KIT			S	FRE	--	E2	D1	L1	H	90	B
		KIT		316 391 900 113			120	23.0	9.8	75	1950												
Renault Kangoo exc. Kangoo-Rapid-Maxi Campus without limitation of year of construction	05/97-02/08			316 201 600 001			60	12.0	7.6	75	1320	300 061 300 107	-06/02	--	C2	--	--	--	--	V		B	
												300 061 300 113	-06/02	--	C2	--	--	--	--	V		B	
												316 205 300 107	07/02-	S	A	--	--	D1	--	H	45	L	
												316 205 300 113	07/02-	S	A	--	--	D1	--	H	45	B	
Renault Kangoo RX4, 4x4/Pampa/Freeworld exc. Kangoo Rapid	06/01-02/08			316 205 600 001			60	12.0	7.6	75	1320	300 061 300 107	-06/02	--	C2	--	--	--	--	V		B	
												300 061 300 113	-06/02	--	C2	--	--	--	--	V		B	
												316 205 300 107	07/02-	S	A	--	--	D1	--	H	45	L	
												316 205 300 113	07/02-	S	A	--	--	D1	--	H	45	B	
Renault Kangoo exc. Kangoo-Rapid-Maxi Campus without limitation of year of construction	07/02-02/08	KIT		316 201 900 113			60	14.0	7.6	75	1320	included in the KIT	07/02-	S	A	--	--	D1	--	H	45	B	
Renault Kangoo + Kangoo Rapid exc. BeBop	02/08-			316 268 600 001			60	23.0	8.2	75	1350	316 353 300 107	05/13-	S	FRE	--	--	--	H	60	B		
												316 353 300 113	05/13-	S	FRE	--	--	D1	L1	H	60	B	
												316 440 300 113	-04/13 exc. vehicles with start-/stop automatic	S	FRE	--	E2	D1	L1	H	45	L	
Renault Kangoo + Kangoo Rapid exc. BeBop	02/08-04/13	KIT		316 268 900 113			60	25.0	8.2	75	1350	included in the KIT			S	FRE	--	E2	D1	L1	H	45	L
















Renault Laguna III Hatchback exc. GT 4 control	09/07-		316 262 600 001			60	22.0	8.8	75	1500		300 210 300 107			--	A	--	--	--	--	V	90	B
												300 210 300 113			--	A	--	E	D1	L1	V	90	B
Renault Master Van exc. Master Maxi	01/98-12/10		316 124 600 001			60	28.5	13.7	85	2300		300 052 300 107	-11/03	--	FRE	--	E1	--	--	--	V		B
												300 052 300 113	-11/03	--	FRE	--	E1	D1	--	--	V		B
												316 130 300 113	11/03-	S	FRE	--	--	D1	L1	H	45	L	
Renault Master Van inc. towball 329057600001 When mounting the swap system please order towball order no. 329059600001. exc. Master Maxi	01/98-12/10		316 126 600 001			60	29.8	15.3	80	2800		300 052 300 107	-11/03	--	FRE	--	E1	--	--	--	V		B
												300 052 300 113	-11/03	--	FRE	--	E1	D1	--	--	V		B
												316 130 300 113	11/03-	S	FRE	--	--	D1	L1	H	45	L	
Renault Master Van front wheel drive	03/10-		316 318 600 001			60	19.3	14.3	100	2500		316 300 300 107	for vehicles without central plug connection	S	FRE	--	E1	--	--	--	H	45	B
												316 300 300 113	for vehicles without central plug connection	S	FRE	--	E1	D1	L1	H	45	B	
												316 318 300 113	for vehicles with central plug connection	S	FRE	--	E2	D1	L1	H	15	B	
Renault Master Van rear wheel drive	03/10-		316 327 600 001			60	19.7	14.3	100	2500		316 300 300 107	for vehicles without central plug connection	S	FRE	--	E1	--	--	--	H	45	B
												316 300 300 113	for vehicles without central plug connection	S	FRE	--	E1	D1	L1	H	45	B	
												316 318 300 113	for vehicles with central plug connection	S	FRE	--	E2	D1	L1	H	15	B	
Renault Master Van rear wheel drive with twin wheels	03/10-		316 328 600 001			60	19.7	15.8	100	3000		316 300 300 107	for vehicles without central plug connection	S	FRE	--	E1	--	--	--	H	45	B
												316 300 300 113	for vehicles without central plug connection	S	FRE	--	E1	D1	L1	H	45	B	
												316 318 300 113	for vehicles with central plug connection	S	FRE	--	E2	D1	L1	H	15	B	
Renault Master Chassis Cab inc. towball 329057600001 When mounting the swap system please order towball order no. 329059600001.	01/98-12/10		316 126 600 001			60	29.8	15.3	80	2800		300 052 300 107	-10/03	--	FRE	--	E1	--	--	--	V		B
												300 052 300 113	-10/03	--	FRE	--	E1	D1	--	--	V		B
												316 135 300 113	11/03-	S	A	--	E1	D1	--	--	H	45	L

Renault











Renault Master Chassis Cab front + rear wheel drive	07/10-		316 319 600 001 →	60	16.0	14.3	100	2500	316 319 300 113	for vehicles with preparation	S	FRE	--	E1	D1	--	H	15	B	
			316 347 600 001	60	16.5	13.7	85	2300												
Renault Master Chassis Cab rear wheel drive with twin wheels	07/10-		316 329 600 001	60	15.0	15.8	100	3000	316 319 300 113	for vehicles with preparation	S	FRE	--	E1	D1	--	H	15	B	
Renault Maxity towball 329059600001 inc.	07-		332 273 600 001	60	22.5	19.4	150	3500	300 201 300 113		--	A	--	E1	D1	--	V		B	
Renault Mégane 5 doors exc. GT	11/08-01/16		316 352 600 001	120	18.0	8.7	75	1500	300 210 300 107		--	A	--	--	--	--	V	90	B	
			316 363 600 001	120	21.0	8.7	75	1500	300 210 300 113		--	A	--	E	D1	L1	V	90	B	
		KIT 	316 272 900 113		120	21.0	8.1	75	1350	included in the KIT		S	A	--	--	D1	L1	H	60	B
		KIT 	316 273 900 113		120	23.5	8.1	75	1350											
Renault Mégane Coupé exc. Sport 250 HP exc. GT-Line	01/09-		316 352 600 001	120	18.0	8.7	75	1500	300 210 300 107		--	A	--	--	--	--	V	90	B	
			316 363 600 001	120	21.0	8.7	75	1500	300 210 300 113		--	A	--	E	D1	L1	V	90	B	
Renault Mégane Hatchback 5 doors inc.Phase II exc.Coach, convertible	01/96-10/02		316 107 600 001 →	90	15.8	7.6	75	1350	300 072 300 107		--	FRE	--	--	--	--	V		B	
									300 072 300 113		--	FRE	--	--	D1	L1	V		B	
Renault Mégane Hatchback 3 / 5 doors exc. GT	11/02-11/08		316 352 600 001	120	18.0	8.7	75	1500	300 072 300 107		--	FRE	--	--	--	--	V		B	
			316 363 600 001	120	21.0	8.7	75	1500	300 072 300 113		--	FRE	--	--	D1	L1	V		B	
















Renault

Renault Scenic inc.Phase II from '99, exc.4 WD	01/97-06/03		316 113 600 001 →		90	16.3	8.0	75	1380	300 072 300 107	09/99- (Phase II)	--	FRE	--	--	--	--	V		B		
			300 072 300 113		-08/99 (Phase I)	--	FRE	--	--	D1	L1	V		B								
			316 113 300 113 →		09/99- (Phase II)	S	FRE	--	--	D1	L1	V	75	B								
Renault Scenic exc. Grand Scenic, exc. Conquest	07/03-06/09		316 352 600 001		120	18.0	8.7	75	1500	316 207 300 113			S	FRE	--	E2	D1	H	45	B		
					316 363 600 001	120	21.0	8.7	75												1500	
		KIT		316 206 900 113		90	21.0	8.1	75	1350	included in the KIT			S	FRE	--	E2	D1	H	45	B	
			KIT			316 207 900 113	90	22.0	8.1	75												1350
Renault Scenic inc. Scenic Xmod	06/09-		316 352 600 001		120	18.0	8.7	75	1500	316 294 300 107			S	A	--	--	--	--	H	60	B	
					316 363 600 001	120	21.0	8.7	75	1500												316 294 300 113
		KIT		316 292 900 113		90	20.3	7.9	75	1300	included in the KIT			S	A	--	--	D1	L1	H	60	B
			KIT			316 294 900 113	90	24.4	7.9	75												
Renault Traffic Van	05/01-09/14		314 364 600 001		60	21.0	12.3	85	2100	314 364 300 113	-08/06	S									B	
										314 860 300 107 →	08/06-03/10	S	FRE	--	--	--	--	H	60	B		
										314 860 300 113	08/06-03/10	S	FRE	--	--	D1	L1	H	60	B		
										314 870 300 107 →	03/10-	S	FRE	--	--	--	--	H	60	B		
										314 870 300 113	03/10-	S	FRE	--	--	D1	L1	H	60	B		
Renault Traffic Van	08/06-03/10	KIT			60	23.0	12.3	85	2100	included in the KIT	08/06-03/10	S	FRE	--	--	D1	L1	H	60	B		























Renault Traffic Van	03/10-09/14	KIT		314 870 900 113		60	23.0	12.3	85	2100		included in the KIT	03/10-	S	FRE	--	--	D1	L1	H	60	B
Renault Traffic Van	10/14-			316 311 600 001		60	23.0	12.1	80	2000		316 312 300 107		S	FRE	--	E2	--	--	H	90	B
				316 312 600 001		60	23.0	12.1	80	2000		316 312 300 113		S	FRE	--	E2	D1	L1	H	90	B
		KIT		316 311 900 113		60	25.0	12.1	80	2000		included in the KIT		S	FRE	--	E2	D1	L1	H	90	B
		KIT		316 312 900 113		60	25.0	12.1	80	2000					S	FRE	--	E2	D1	L1	H	90
Renault Twingo	98-05/07			316 193 600 001	 	40	14.5	5.0	50	600		300 072 300 107		--	FRE	--	--	--	--	V		B
												300 072 300 113		--	FRE	--	--	D1	L1	V		B
Renault Twingo exc. model "Sport" inc. Gordini R.S. (a visible cutout is necessary)	06/07-14			316 326 600 001		60	17.0	4.2	65	500		300 210 300 107		--	A	--	--	--	--	V	90	B
												300 210 300 113		--	A	--	E	D1	L1	V	90	B

















Saab

Saab 9-3 Convertible	07/03-		324 023 600 001		120	12.0	9.0	75	1600		314 295 300 113			S	FRE	--	E	D	L1	H	30	B
Saab 9-3 Saloon	09/02-		324 023 600 001		120	12.0	9.0	75	1600		314 295 300 113			S	FRE	--	E	D	L1	H	30	B
Saab 9-3 SportCombi exc. Aeto X WD, Turbo X	09/05-		324 023 600 001		120	12.0	9.0	75	1600		314 295 300 113			S	FRE	--	E	D	L1	H	30	B
Saab 9-5 Saloon and Estate	08/10-		324 027 600 001	→ 	90	23.0	11.0	80	2000		314 386 300 107			S	CAN	--	E	--	--	V	90	B
			324 028 600 001		90	25.0	11.0	80	2000		314 386 300 113			S	CAN	--	E	D	L1	V	90	B







Seat Alhambra Please order also bumper bracket (no. 321330616001).	96-05/00		321 329 600 001			120	17.0	12.2	85	2400	321 458 300 107				S	FRE	--	E	--	--	H	60	B
																				S	FRE	--	E
Seat Alhambra thermal-insulation plate inc. inc. 4WD bumper bracket is not necessary	05/00-09/10		321 665 600 001			90	24.0	12.5	100	2500	321 458 300 107				S	FRE	--	E	--	--	H	60	B
																			S	FRE	--	E	D1
		KIT	321 665 900 113			90	26.0	12.5	100	2500	included in the KIT				S	FRE	--	E	D1	L1	H	60	B
Seat Alhambra inc. 4WD 4-Motion: Please check the operating instructions of the vehicle before fitting the towbar.	05/00-09/10		321 775 600 001			90	26.0	12.5	100	2500	321 458 300 107				S	FRE	--	E	--	--	H	60	B
																			S	FRE	--	E	D1
		KIT	321 775 900 113			90	28.0	12.5	100	2500	included in the KIT				S	FRE	--	E	D1	L1	H	60	B
Seat Alhambra	10/10-		321 698 600 001			22.0	12.3	100	2500		321 600 300 107				S	CAN	C	E	--	--	V	105	L
																		S	CAN	C	E	D	L1
		KIT	321 698 900 113			24.0	12.3	100	2500	included in the KIT				S	CAN	C	E	D	L1	V	105	L	
Seat Alhambra Please order separately Spoiler and cover for bumper cutout at Seat dealer's.	10/10-		321 700 600 001			22.0	12.3	100	2500		321 600 300 107				S	CAN	C	E	--	--	V	105	L
																		S	CAN	C	E	D	L1
		KIT	321 700 900 113			24.0	12.3	100	2500	included in the KIT				S	CAN	C	E	D	L1	V	105	L	
Seat Alhambra Please order separately Spoiler and cover for bumper cutout at Seat dealer's. for right-hand-drive vehicles	10/10-	KIT	321 700 900 153			24.0	12.3	100	2500	included in the KIT				S	CAN	C	E	D	L1	V	105	R	
Seat Altea exc. FR	06/04-12/15		344 043 600 001			60	18.0	9.3	100	1650	344 044 300 107				S	CAN	C	E	--	--	V	75	L
																		S	CAN	C	E	D	L1
		KIT	344 043 900 113			60	20.0	9.3	100	1650	included in the KIT				S	CAN	C	E	D	L1	V	90	L









Seat




























Seat Altea inc. FR Please order separately cover for bumper cutout at Seat dealer's, no. 5P0 803 595.	06/04-12/15		344 044 600 001		60	18.0	9.3	100	1650		344 044 300 107			S	CAN	C	E	--	--	V	75	L	
											344 044 300 113			S	CAN	C	E	D	L1	V	90	L	
		KIT 	344 044 900 113		60	19.5	9.3	100	1650		included in the KIT			S	CAN	C	E	D	L1	V	90	L	
Seat Altea XL + Freetrack	10/06-12/15		344 043 600 001		60	18.0	9.3	100	1650		344 042 300 113	with preliminary setup	S	CAN	C	E	D	L1	H	45	B		
											344 044 300 107	without preliminary setup	S	CAN	C	E	--	--	V	75	L		
												344 044 300 113		S	CAN	C	E	D	L1	V	90	L	
												344 044 300 153		S	CAN	C	E	D	L1	V	90	R	
		KIT 	344 043 900 113		60	20.0	9.3	100	1650		included in the KIT			S	CAN	C	E	D	L1	V	90	L	
Seat Altea XL + Freetrack fitting cover for bumper cutout not available	10/06-12/15		344 048 600 001		60	17.5	9.3	100	1650		344 042 300 113	with preliminary setup	S	CAN	C	E	D	L1	H	45	B		
											344 044 300 107	without preliminary setup	S	CAN	C	E	--	--	V	75	L		
												344 044 300 113		S	CAN	C	E	D	L1	V	90	L	
												344 044 300 153		S	CAN	C	E	D	L1	V	90	R	
		KIT 	344 048 900 113		60	19.5	9.3	100	1650		included in the KIT			S	CAN	C	E	D	L1	V	90	L	
Seat Cordoba Saloon	01/03-		344 040 600 001		90	20.0	7.0	50	1200		300 072 300 113			--	FRE	--	--	D1	L1	V		B	
Seat Exeo Saloon and ST/ Estate	03/09-12/13		344 073 600 001		120	19.0	10.6	100	2000		300 210 300 107			--	A	--	--	--	--	V	90	B	
			344 074 600 001		120	20.0	10.6	100	2000		305 210 300 113			S	CAN	C	E	D1	L1	V	105	L	
		KIT 	344 053 900 113		120	21.0	10.6	100	2000														
		KIT 	344 054 900 113		120	22.0	10.6	100	2000		included in the KIT			S	CAN	C	E	D1	L1	V	105	L	

Seat Ibiza exc. FR/Cupra	03/02-07/08			344 040 600 001		90	20.0	7.0	50	1200		344 040 300 107	→		S	C2	C	E1	--	--	H	45	B	
												344 040 300 113			→	S	C2	C	E1	D1	--	H	45	B
Seat Ibiza ST Estate / 3/5 doors Please order separately cover for bumper cutout at Seat dealer's.	07/08--07/15	KIT		344 060 900 113		90	24.0	7.7	75	1400		included in the KIT		-07/15	S	CAN	C	E	D1	L1	V	105	L	
Seat Ibiza ST Estate / 3/5 doors	07/08-			344 059 600 001		90	17.5	8.3	75	1400		317 114 300 107			S	CAN	C	E	--	--	V	90	L	
												317 114 300 113			S	CAN	C	E	D1	L1	V	90	L	
												317 420 300 107			-07/15	S	CAN	C	E	--	--	V	105	L
												317 420 300 113			-07/15	S	CAN	C	E	D1	L1	V	105	L
												317 420 300 153				S								R
Seat Ibiza ST Estate / 3/5 doors Please order separately cover for bumper cutout at Seat dealer's.	07/08-			344 079 600 001		90	22.0	7.7	75	1400		317 114 300 107			S	CAN	C	E	--	--	V	90	L	
												317 114 300 113			S	CAN	C	E	D1	L1	V	90	L	
												317 420 300 107			-07/15	S	CAN	C	E	--	--	V	105	L
												317 420 300 113			-07/15	S	CAN	C	E	D1	L1	V	105	L
Seat Ibiza ST Estate / 3/5 doors	07/15-	KIT		344 059 900 113		90	18.5	8.3	75	1400		included in the KIT			S	CAN	C	E	D1	L1	V	90	L	
Seat Ibiza ST Estate / 3/5 doors Please order separately cover for bumper cutout at Seat dealer's.	07/15-	KIT		344 079 900 113		90	19.5	7.7	75	1400		included in the KIT			S	CAN	C	E	D1	L1	V	90	L	
Seat Inca	11/95-			321 437 600 001		90	15.0	6.7	50	1100		300 072 300 107			--	FRE	--	--	--	--	V		B	
												300 072 300 113			--	FRE	--	--	D1	L1	V		B	
												344 503 300 107			→	S	C2	--	E1	--	--	H	45	L
Seat Leon inc. FR exc. FRV Formula Race, Cupra Please order separately cover for bumper cutout at Seat dealer's, no. -05/09: 5P0 803 595, 05/09-: 1P0 092 595. for right-hand-drive vehicles	09/05-10/12	KIT		344 044 900 153		60	20.0	9.3	100	1650		included in the KIT			S	CAN	C	E	D	L1	V	105	R	






















Seat

























Seat Leon exc. FR + FRV Formula Race, exc. Cupra	09/05-12/12		344 043 600 001		60	18.0	9.3	100	1650		321 600 300 107			S	CAN	C	E	--	--	V	105	L	
											321 600 300 113			S	CAN	C	E	D	L1	V	105	L	
											321 600 300 153			S	CAN	C	E	D	L1	V	105	R	
Seat Leon inc. FR exc. FRV Formula Race, Cupra Please order separately cover for bumper cutout at Seat dealer' s, no. -05/09: 5P0 803 595, 05/09:- 1P0 092 595.	09/05-12/12		344 044 600 001		60	18.0	9.3	100	1650		321 600 300 107			S	CAN	C	E	--	--	V	105	L	
											321 600 300 113			S	CAN	C	E	D	L1	V	105	L	
											321 600 300 153			S	CAN	C	E	D	L1	V	105	R	
Seat Leon 5 doors Seat Leon SC, 3 doors Seat Leon ST, Combi inc. X-Perience 06/14- inc. FR exc. Cupra Please order separately cover for bumper cutout at Skoda dealer's.	11/12-		317 132 600 001		60	19.0	10.3	85	2000		305 403 300 107			-06/14 with preliminary setup	S	CAN	C	E	--	--	H	45	B
											305 403 300 113			-06/14 with preliminary setup	S	CAN	C	E	D	L1	H	45	B
											305 406 300 107			-06/14 without preliminary setup	S	CAN	C	E	--	--	V	150	B
											305 406 300 113			-06/14 without preliminary setup	S	CAN	C	E	D	L1	V	150	B
											305 407 300 107			06/14- with preliminary setup	S	CAN	C	E	--	--	H	30	B
											305 407 300 113			06/14- with preliminary setup	S	CAN	C	E	D	L	H	30	B
											305 408 300 107			06/14- without preliminary setup	S	CAN	C	E	--	--	V	90	B
											305 408 300 113			06/14- without preliminary setup	S	CAN	C	E	D	L	V	90	B

Seat Leon 5 doors Seat Leon SC, 3 doors Seat Leon ST, Combi inc. X-Perience 06/14- inc. FR exc. Cupra	11/12-			317 131 600 001		60	19.0	10.3	85	2000		305 403 300 107	-06/14 with preliminary setup	S	CAN	C	E	--	--	H	45	B
												305 403 300 113	-06/14 with preliminary setup	S	CAN	C	E	D	L1	H	45	B
												305 406 300 107	-06/14 without preliminary setup	S	CAN	C	E	--	--	V	150	B
												305 407 300 107	06/14- with preliminary setup	S	CAN	C	E	--	--	H	30	B
												305 407 300 113	06/14- with preliminary setup	S	CAN	C	E	D	L	H	30	B
												305 408 300 107	06/14- without preliminary setup	S	CAN	C	E	--	--	V	90	B
												305 408 300 113	06/14- without preliminary setup	S	CAN	C	E	D	L	V	90	B
Seat Leon 5 doors Seat Leon SC, 3 doors Seat Leon ST, Combi inc. FR exc. Cupra	11/12-06/14	KIT		317 131 900 113		60	21.0	10.3	85	2000		included in the KIT	-06/14 without preliminary setup	S	CAN	C	E	D	L1	V	150	B
Seat Leon 5 doors Seat Leon SC, 3 doors Seat Leon ST, Combi inc. FR exc. Cupra Please order separately cover for bumper cutout at Skoda dealer's.	11/12-06/14	KIT		317 132 900 113		60	21.0	10.3	80	2000		included in the KIT	-06/14 without preliminary setup	S	CAN	C	E	D	L1	V	150	B
Seat Leon 5 doors Seat Leon SC, 3 doors Seat Leon ST, Combi inc. X-Perience inc. FR exc. Cupra	06/14-	KIT		305 408 900 113		60	19.0	10.3	85	2000		included in the KIT	06/14- without preliminary setup	S	CAN	C	E	D	L	V	90	B

















Skoda Fabia II Estate exc. RS Please order cover for bumper cutout at Skoda dealers.	01/08-12/14		317 086 600 001	→ 		40	14.5	7.2	86	1200	317 400 300 113	-05/10	S	C2	C	E	D1	--	H	45	B	
											317 420 300 113	05/10-	S	CAN	C	E	D1	L1	V	105	L	
											317 420 300 153	05/10-	S									R
Skoda Fabia II Estate exc. RS Please order cover for bumper cutout at Skoda dealers.	01/08-12/14		317 114 600 001			40	15.0	7.2	86	1200	317 400 300 113	-05/10	S	C2	C	E	D1	--	H	45	B	
											317 420 300 113	05/10-	S	CAN	C	E	D1	L1	V	105	L	
Skoda Fabia II Estate exc. RS	05/10-12/14	KIT 	317 250 900 113			40	16.5	7.2	86	1200	included in the KIT	05/10-	S	CAN	C	E	D1	L1	V	105	L	
Skoda Fabia II Estate exc. RS Please order cover for bumper cutout at Skoda dealers.	05/10-12/14	KIT 	317 251 900 113			40	16.5	7.2	86	1200	included in the KIT	05/10-	S	CAN	C	E	D1	L1	V	105	L	
Skoda Fabia II Estate exc. RS & VRS (VRS is not homologated to tow.) for right-hand-drive vehicles	05/10-12/14	KIT 	317 250 900 153			40	16.5	7.2	86	1200	included in the KIT	05/10-	S									R
Skoda Fabia II Hatchback exc. RS + Monte Carlo	06/07-05/10	KIT 	317 085 900 113			40	16.5	7.2	86	1200	included in the KIT	-05/10	S	C2	C	E	D1	--	H	45	B	
Skoda Fabia II Hatchback exc. RS + Monte Carlo Please order cover for bumper cutout at Skoda dealers.	06/07-05/10	KIT 	317 086 900 113			40	16.5	7.2	86	1200	included in the KIT	-05/10	S	C2	C	E	D1	--	H	45	B	
Skoda Fabia II Hatchback exc. RS + Monte Carlo	06/07-10/14		317 085 600 001	→ 		40	14.5	7.2	86	1200	317 400 300 107	-05/10	S	C2	C	E	--	--	H	45	B	
											317 400 300 113	-05/10	S	C2	C	E	D1	--	H	45	B	
											317 420 300 107	05/10-	S	CAN	C	E	--	--	V	105	L	
											317 420 300 113	05/10-	S	CAN	C	E	D1	L1	V	105	L	
											317 420 300 153		S								R	
											344 250 300 153	05/10-	S	CAN	C	E	D	L1	V	90	R	
Skoda Fabia II Hatchback exc. RS + Monte Carlo Please order cover for bumper cutout at Skoda dealers.	06/07-10/14		317 086 600 001	→ 		40	14.5	7.2	86	1200	317 400 300 113	-05/10	S	C2	C	E	D1	--	H	45	B	
											317 420 300 113	05/10-	S	CAN	C	E	D1	L1	V	105	L	
											317 420 300 153		S								R	
											344 250 300 153	05/10-	S	CAN	C	E	D	L1	V	90	R	


























Skoda

Skoda Fabia II Hatchback exc. RS + Monte Carlo Please order cover for bumper cutout at Skoda dealers.	06/07-10/14		317 114 600 001		40	15.0	7.2	86	1200		317 400 300 113	-05/10	S	C2	C	E	D1	--	H	45	B	
											317 420 300 113	05/10-	S	CAN	C	E	D1	L1	V	105	L	
Skoda Fabia II Hatchback exc. RS + Monte Carlo	05/10-10/14	KIT 	317 250 900 113		40	16.5	7.2	86	1200		included in the KIT	05/10-	S	CAN	C	E	D1	L1	V	105	L	
Skoda Fabia II Hatchback exc. RS + Monte Carlo Please order cover for bumper cutout at Skoda dealers.	05/10-10/14	KIT 	317 251 900 113		40	16.5	7.2	86	1200		included in the KIT	05/10-	S	CAN	C	E	D1	L1	V	105	L	
Skoda Fabia II Hatchback exc. RS & VRS (VRS is not homologated to tow.) for right-hand-drive vehicles	05/10-10/14	KIT 	317 250 900 153		40	16.5	7.2	86	1200		included in the KIT		S								R	
																						KIT 
Skoda Fabia III Estate	01/15-		317 113 600 001		40	14.5	7.2	86	1200		317 114 300 107		S	CAN	C	E	--	--	V	90	L	
												317 114 600 001		40	15.0	7.2	86	1200	317 114 300 113		S	CAN
		KIT 	317 113 900 113		40	17.5	7.2	86	1200		included in the KIT			S	CAN	C	E	D1	L1	V	90	L
Skoda Fabia III Hatchback	11/14-		317 113 600 001		40	14.5	7.2	86	1200		317 114 300 107		S	CAN	C	E	--	--	V	90	L	
												317 114 600 001		40	15.0	7.2	86	1200	317 114 300 113		S	CAN
		KIT 	317 113 900 113		40	17.5	7.2	86	1200		included in the KIT			S	CAN	C	E	D1	L1	V	90	L















Skoda Octavia I Saloon/Estate type 1U exc. 4 WD, inc. RS Note: For towing capacities of 1400 kg and more please check the operating instructions of your car.	12/96-01/05			317 015 600 001		90	15.0	8.4	60	1500		317 015 300 107			S	FRE	--	E	--	--	H	45	B
				317 016 600 001		90	16.2	8.4	60	1500		317 015 300 113			S	FRE	--	E	D1	L1	H	45	B
		KIT		317 015 900 113		90	17.0	8.4	60	1500		included in the KIT			S	FRE	--	E	D1	L1	H	45	B
		KIT		317 016 900 113		90	18.2	8.4	60	1500						S	FRE	--	E	D1	L1	H	45
Skoda Octavia I Saloon/Estate 4x4 Note: For towing capacities of 1400 kg and more please check the operating instructions of your car.	09/99-			317 037 600 001		90	15.6	9.2	75	1650		317 015 300 107			S	FRE	--	E	--	--	H	45	B
												317 015 300 113			S	FRE	--	E	D1	L1	H	45	B
Skoda Octavia II Estate 1Z / 3T inc. 4 x 4, RS and Scout Facelift 11/08-: cutout is not necessary for right-hand-drive vehicles	01/05-01/13	KIT		317 102 900 153		40	21.0	10.6	100	2000		included in the KIT			S	CAN	C	E	D	L1	V	105	R
Skoda Octavia II Estate 1Z / 3T inc. 4 x 4, RS and Scout Facelift 11/08-: cutout is not necessary	01/05-12/13			317 104 600 001		40	18.0	10.6	100	2000		321 600 300 107			S	CAN	C	E	--	--	V	105	L
				317 102 600 001		40	19.0	10.6	100	2000		321 600 300 113			S	CAN	C	E	D	L1	V	105	L
				317 102 600 153		40	19.0	10.6	100	2000		321 600 300 153			S	CAN	C	E	D	L1	V	105	R
		KIT		317 104 900 113		40	20.0	10.6	100	2000		included in the KIT			S	CAN	C	E	D	L1	V	105	L
KIT		317 102 900 113		40	21.0	10.6	100	2000						S	CAN	C	E	D	L1	V	105	L	
Skoda Octavia II Saloon 1Z / 3T inc. 4 x 4, RS and Scout Facelift 11/08-: cutout is not necessary for right-hand-drive vehicles	01/05-01/13	KIT		317 102 900 153		40	21.0	10.6	100	2000		included in the KIT			S	CAN	C	E	D	L1	V	105	R



























Skoda







Skoda Octavia II Saloon 1Z / 3T inc. 4 x 4, RS and Scout Facelift 11/08-: cutout is not necessary	01/05-12/13			317 104 600 001		40	18.0	10.6	100	2000		321 600 300 107			S	CAN	C	E	--	--	V	105	L	
				317 102 600 001		40	19.0	10.6	100	2000		321 600 300 113			S	CAN	C	E	D	L1	V	105	L	
				317 104 900 113		40	20.0	10.6	100	2000		included in the KIT			S	CAN	C	E	D	L1	V	105	L	
				317 102 900 113		40	21.0	10.6	100	2000						S	CAN	C	E	D	L1	V	105	R
			KIT																					
KIT																								
Skoda Octavia III Limousine and Combi inc. RS and Scout	02/13-			317 131 600 001		60	19.0	10.3	85	2000		305 403 300 107	-06/14 with preliminary setup	S	CAN	C	E	--	--	H	45	B		
				317 132 600 001		60	19.0	10.3	85	2000		305 403 300 113	-06/14 with preliminary setup	S	CAN	C	E	D	L1	H	45	B		
												305 406 300 107	-06/14 without preliminary setup	S	CAN	C	E	--	--	V	150	B		
												305 406 300 113	-06/14 without preliminary setup	S	CAN	C	E	D	L1	V	150	B		
												305 407 300 107	06/14- with preliminary setup	S	CAN	C	E	--	--	H	30	B		
												305 407 300 113	06/14- with preliminary setup	S	CAN	C	E	D	L	H	30	B		
												305 408 300 107	06/14- without preliminary setup	S	CAN	C	E	--	--	V	90	B		
												305 408 300 113	06/14- without preliminary setup	S	CAN	C	E	D	L	V	90	B		
Skoda Octavia III Limousine and Combi inc. RS and Scout	02/13-06/14	KIT		317 131 900 113		60	21.0	10.3	85	2000		included in the KIT	-06/14 without preliminary setup	S	CAN	C	E	D	L1	V	150	B		
				317 132 900 113		60	21.0	10.3	80	2000														

Skoda Octavia III Limousine and Combi inc. RS and Scout	06/14-	KIT		305 408 900 113		60	19.0	10.3	85	2000	included in the KIT	06/14- without preliminary setup	S	CAN	C	E	D	L	V	90	B	
		KIT		305 409 900 113		60	21.0	10.3	85	2000												
Skoda Rapid exc. Spaceback for right-hand-drive vehicles	10/12-	KIT		317 106 900 153		45	23.0	8.5	50	1200	included in the KIT		S									R
		KIT		317 107 900 153		45	24.0	8.5		1200												
Skoda Rapid / Rapid Spaceback inc. Monte Carlo	10/12--07/15	KIT		317 129 900 113		45	23.0	8.5	50	1200	included in the KIT		S	CAN	C	E	D1	L1	V	105	L	
		KIT		317 130 900 113		45	23.0	8.5	50	1200												
Skoda Rapid / Rapid Spaceback inc. Monte Carlo	10/12-			317 129 600 001		45	21.5	8.5	50	1200	317 114 300 107	-07/15	S	CAN	C	E	--	--	V	90	L	
				317 130 600 001		45	21.5	8.5	50	1200	317 114 300 113		S	CAN	C	E	D1	L1	V	90	L	
											317 420 300 107		S	CAN	C	E	--	--	V	105	L	
											317 420 300 113		S	CAN	C	E	D1	L1	V	105	L	
											317 420 300 153		S									R
Skoda Rapid / Rapid Spaceback for right-hand-drive vehicles	10/12-	KIT		317 129 900 153		45	23.0	8.5	50	1200	included in the KIT		S									R
		KIT		317 130 900 153		45	23.0	8.5	50	1200												
Skoda Rapid / Rapid Spaceback	07/15-	KIT		317 119 900 113		45	24.5	8.5	50	1200	included in the KIT		S	CAN	C	E	D1	L1	V	90	L	
		KIT		317 120 900 113		45	25.0	8.5	50	1200												
Skoda Roomster inc. Skoda Praktik 07- inc. Scout	09/06-05/10	KIT		317 063 900 113		40	19.0	7.5	50	1200	included in the KIT	-05/10	S	C2	C	E	D1	--	H	45	B	

Skoda





























Skoda Roomster inc. Skoda Praktik 07- inc. Scout Please order cover for bumper cutout at Skoda-dealers, order-no. XEA 77001.	09/06-05/10	KIT		317 064 900 113		40	19.0	7.5	50	1200		included in the KIT	-05/10	S	C2	C	E	D1	--	H	45	B	
Skoda Roomster inc. Skoda Praktik 07- inc. Scout	09/06-04/15			317 063 600 001		40	17.0	7.5	50	1200		317 400 300 107	-05/10	S	C2	C	E	--	--	H	45	B	
												317 400 300 113	-05/10	S	C2	C	E	D1	--	H	45	B	
												317 420 300 107	05/10-	S	CAN	C	E	--	--	V	105	L	
												317 420 300 113	05/10-	S	CAN	C	E	D1	L1	V	105	L	
												317 420 300 153	05/10-	S								R	
Skoda Roomster inc. Skoda Praktik 07- inc. Scout Please order cover for bumper cutout at Skoda-dealers, order-no. XEA 77001.	09/06-04/15			317 064 600 001		40	17.0	7.5	50	1200		317 400 300 107	-05/10	S	C2	C	E	--	--	H	45	B	
												317 400 300 113	-05/10	S	C2	C	E	D1	--	H	45	B	
												317 420 300 107	05/10-	S	CAN	C	E	--	--	V	105	L	
												317 420 300 113	05/10-	S	CAN	C	E	D1	L1	V	105	L	
												317 420 300 153	05/10-	S								R	
Skoda Roomster inc. Skoda Praktik 07- inc. Scout for right-hand-drive vehicles	05/10-	KIT		317 420 900 153		40	19.0	7.5	50	1200		included in the KIT	05/10-	S									R
Skoda Roomster inc. Skoda Praktik 07- inc. Scout Please order cover for bumper cutout at Skoda-dealers, order-no. XEA 77001. for right-hand-drive vehicles	05/10-	KIT		317 421 900 153		40	19.0	7.5	50	1200		included in the KIT	05/10-	S									R
Skoda Roomster inc. Skoda Praktik 07- inc. Scout	05/10-04/15	KIT		317 420 900 113		40	19.0	7.5	50	1200		included in the KIT	05/10-	S	CAN	C	E	D1	L1	V	105	L	
Skoda Roomster inc. Skoda Praktik 07- inc. Scout Please order cover for bumper cutout at Skoda-dealers, order-no. XEA 77001.	05/10-04/15	KIT		317 421 900 113		40	19.0	7.5	50	1200		included in the KIT	05/10-	S	CAN	C	E	D1	L1	V	105	L	

Skoda Superb exc. vehicles with tuning set by M+S	03/02-06/08			321 874 600 001		120	17.0	10.5	85	2000		300 072 300 113	→		--	FRE	--	--	D1	L1	V		B	
				321 505 600 001		90	20.8	10.3	85	1800		317 050 300 113		S	FRE	--	E	D	L1	V	90		B	
Skoda Superb Estate inc. facelift 2013 for right-hand-drive vehicles	12/09-	KIT		317 102 900 153		40	21.0	10.6	100	2000		included in the KIT			S	CAN	C	E	D	L1	V	105	R	
Skoda Superb Estate facelift from 06/13-	12/09-09/15			317 104 600 001		40	18.0	10.6	100	2000		321 600 300 107			S	CAN	C	E	--	--	V	105	L	
				317 102 600 001		40	19.0	10.6	100	2000		321 600 300 113			S	CAN	C	E	D	L1	V	105	L	
				317 102 600 001		40	19.0	10.6	100	2000		321 600 300 153			S	CAN	C	E	D	L1	V	105	R	
	KIT		317 104 900 113		40	20.0	10.6	100	2000		included in the KIT													
	KIT		317 102 900 113		40	21.0	10.6	100	2000						S	CAN	C	E	D	L1	V	105	L	
Skoda Superb Estate	09/15-			321 862 600 001		90	15.6	11.5	100	2200		305 408 300 107			S	CAN	C	E	--	--	V	90	B	
				321 863 600 001	→		90	15.9	11.5	100	2200		305 408 300 113			S	CAN	C	E	D	L	V	90	B
				317 141 600 001			90	15.9	11.5	100	2200													
	KIT		321 862 900 113		90	18.0	11.5	100	2200		included in the KIT													
	KIT		321 863 900 113	→		90	19.0	11.5	100	2200					S	CAN	C	E	D	L	V	90	B	
	KIT		317 141 900 113			90	19.9	11.5	100	2200														
Skoda Superb Saloon inc. facelift 2013 for right-hand-drive vehicles	06/08-	KIT		317 102 900 153		40	21.0	10.6	100	2000		included in the KIT			S	CAN	C	E	D	L1	V	105	R	

Skoda Yeti for right-hand-drive vehicles	08/09-	KIT 		317 080 900 143			40	20.0	10.6	85	2100		included in the KIT				S	CAN	C	E	D	L1	V	120	R
Skoda Yeti For the cutout in the bumper a special tool is necessary. We would therefore recommend to let the cutout be made at Skoda dealers. Please order cover and frame for bumper cutout at Skoda dealers. for right-hand-drive vehicles	08/09-	KIT 		317 117 900 143			40	19.5	10.6	85	2100		included in the KIT			S	CAN	C	E	D	L1	V	120	R	




















Smart

Smart ForFour	05/04-		313 234 600 001	→	>150	20.0	5.3	50	800	300 072 300 113				--	FRE	--	--	D1	L1	V		B
---------------	--------	---	-----------------	---	------	------	-----	----	-----	-----------------	--	--	--	----	-----	----	----	----	----	---	--	---















Subaru Forester	10/97-03/08		348 013 600 001		60	20.9	10.0	85	1950		300 061 300 107				--	C2	--	--	--	--	V		B		
											300 061 300 113					--					C2		--	--	--
Subaru Forester SH	03/08-03/13		348 023 600 001		90	25.0	9.9	80	2000		348 023 300 113					S	C2	--	E1	D1	L1	V	40	B	
																	348 024 600 001		90	25.0	9.9	80	2000		
Subaru Forester SJ	03/13-		348 038 600 001		90	23.0	10.4	90	2150		348 037 300 113					S	A	--	--	D	L1	V	90	B	
																	348 039 600 001		90	25.0	10.4	90	2150		
		KIT		348 038 900 113		90	26.0	10.4	90	2150		included in the KIT					S	A	--	--	D	L1	V	90	B
																		348 039 900 113		90	27.0	10.4	90	2150	
Subaru Impreza exc. WRX	10/00-09/07		348 031 600 001		120	23.0	8.6	80	1600		300 061 300 107					--	C2	--	--	--	--	V		B	
											300 061 300 113					--	C2	--	--	--	V	B			
Subaru Impreza exc. WRX/Sti	01/13-		348 036 600 001		90	22.0	8.4	75	1500		348 037 300 113					S	A	--	--	D	L1	V	90	B	
																KIT		348 036 900 113		90	23.0	8.4	75	1500	included in the KIT
Subaru Impreza Hatchback inc. WRX, XV 09/10-10/11	09/07-13		348 019 600 001		90	29.0	8.6	75	1600		300 210 300 113					--	A	--	E	D1	L1	V	90	B	
																	348 020 600 001		90	29.0	8.6	75	1600		
Subaru Impreza Saloon exc. WRX/Sti inc. XV 09/10-10/11	09/07-13		348 019 600 001		90	29.0	8.6	75	1600		300 210 300 107					--	A	--	--	--	--	V	90	B	
																348 020 600 001		90	29.0	8.6	75	1600	300 210 300 113	--	A




















Subaru Trezia	03/11-			335 413 600 001		60	17.5	5.8	50	900		335 413 300 107			S	FRE	--	--	--	--	V	105	B
				335 414 600 001		60	17.5	5.8	50	900		335 413 300 113				S	FRE	--	--	D1	L1	V	105
Subaru XV	03/12-			348 037 600 001		90	20.0	8.9	75	1600		348 037 300 113			S	A	--	--	D	L1	V	90	B
		KIT		348 037 900 113		90	22.0	8.9	75	1600		included in the KIT			S	A	--	--	D	L1	V	90	B

Suzuki





















Suzuki Alto	09-		332 306 600 001		90	15.0	4.2	50	650		332 306 300 113			S	FRE	--	--	D1	--	H	60	L
		KIT		332 306 900 113		90	17.0	4.2	50	650		included in the KIT			S	FRE	--	--	D1	--	H	60
Suzuki Grand Vitara 3 + 5 doors + XL7 (FT/GT/HT)	98-09/05		342 172 600 001		60	19.0	10.4	80	1850		300 065 300 005		for vehicles with earth switched rear fog lights please order separately	--	--	--	E1	--	--	H	15	B
											300 072 300 107			--	FRE	--	--	--	--	V		B
												300 072 300 113			--	FRE	--	--	D1	L1	V	
Suzuki Grand Vitara 3 doors JT for vehicles with spare wheel on tailgate	10/05-12/15		342 098 600 001		90	20.0	8.7	100	1600		342 099 300 113			S	FRE	--	E	D1	L1	H	60	B
Suzuki Grand Vitara 3 doors JT exc. vehicles with spare wheel on the tailgate	08/10-12/15		341 022 600 001		90	23.0	8.9	75	1650		342 099 300 113			S	FRE	--	E	D1	L1	H	60	B
Suzuki Grand Vitara 5 doors JT for vehicles with spare wheel on tailgate	04/05-12/15		342 162 600 001		90	26.0	10.6	80	2000		342 099 300 113			S	FRE	--	E	D1	L1	H	60	B
Suzuki Grand Vitara 5 doors JT exc. vehicles with spare wheel on the tailgate	08/10-12/15		341 020 600 001		90	23.0	10.8	85	2000		342 099 300 113			S	FRE	--	E	D1	L1	H	60	B
			341 021 600 001		90	26.0	10.8	85	2000													
Suzuki Ignis 2x4 JSA (Japanese produced) inc. 4x4	00-03		342 161 600 001	→ 	120	20.0	6.0		1000		300 072 300 107			--	FRE	--	--	--	--	V		B
											300 072 300 113			--	FRE	--	--	D1	L1	V		B
Suzuki Ignis SUV TSM (European produced) exc. Ignis Sport	03-		348 032 600 001		120	24.0	6.1	70	1000		300 072 300 107			--	FRE	--	--	--	--	V		B
											300 072 300 113			--	FRE	--	--	D1	L1	V		B
Suzuki Jimny	98-		341 003 600 001		60	26.0	7.0	75	1300		300 072 300 107			--	FRE	--	--	--	--	V		B
											300 072 300 113			--	FRE	--	--	D1	L1	V		B
















Suzuki

Suzuki Splash only for 1,2 l gas engine	08-		314 308 600 001		90	16.0	4.2	50	600	332 306 300 113				S	FRE	--	--	D1	--	H	60	L		
			314 309 600 001		90	16.0	4.2	50	600															
		KIT		314 308 900 113		90	18.0	4.2	50														600	included in the KIT
		KIT		314 309 900 113		90	18.0	4.2	50														600	
Suzuki Swift 2 + 4 WD exc. Sport not in combination with X-ITE spoiler kit	10/10-		341 016 600 001		90	21.0	6.2	60	1000	300 210 300 113				--	A	--	E	D1	L1	V	90	B		
Suzuki Vitara	03/15-		341 024 600 001		45	19.0	8.4	75	1500	341 024 300 107				S	FRE	--	--	--	--		60	B		
										341 024 300 113				S	FRE	--	--	D1	L1		60	B		
		KIT		341 024 900 113		45	22.0	8.4	75	1500	included in the KIT				S	FRE	--	--	D1	L1		60	B	























Toyota Auris 3/5 doors	03/07-13			335 412 600 001			60	21.5	8.6	60	1500		335 025 300 113		additional cable for continuous plus (Please order additionally.)	--	--	--	E1	D	L	V	75	L
				335 353 600 001			75	21.6	8.6	60	1500		335 600 300 113			S	FRE	--	--	D1	L1	H	60	L
		KIT		335 333 600 001			60	22.5	8.6	60	1500		335 025 300 113		additional cable for continuous plus (Please order additionally.)	--	--	--	E1	D	L	V	75	L
		KIT		335 334 600 001			75	22.6	8.6	60	1500		included in the KIT			S	FRE	--	--	D1	L1	H	60	L
Toyota Auris Hatchback exc. Hybrid	01/13-			335 423 600 001			90	23.0	8.7	75	1500		335 423 300 107			S	FRE	--	E2	--	--	V	120	B
				335 423 900 113			90	24.0	8.7	75	1500		included in the KIT			S	FRE	--	E2	D	L1	V	120	B
Toyota Auris Touring Sports exc. Hybrid	07/13-			335 424 600 001			90	15.0	8.7	75	1500		335 423 300 107			S	FRE	--	E2	--	--	V	120	B
				335 425 600 001			90	17.0	8.7	75	1500		335 423 300 113			S	FRE	--	E2	D	L1	V	120	B
		KIT		335 424 900 113			90	17.0	8.7	75	1500		included in the KIT			S	FRE	--	E2	D	L1	V	120	B
		KIT		335 425 900 113			90	19.0	8.7	75	1500		included in the KIT			S	FRE	--	E2	D	L1	V	120	B
Toyota Avensis Saloon, 4 doors T22	12/97-04/03			335 219 600 001	 		60	15.3	8.3	75	1550		300 072 300 107			--	FRE	--	--	--	--	V		B
													300 072 300 113			--	FRE	--	--	D1	L1	V		B













Toyota

Toyota Avensis Saloon, 4 doors T27	02/09-		335 343 600 001		60	24.0	10.3	80	2000	335 345 300 113			S	FRE	--	--	D	L1	V	105	B		
			335 344 600 001		60	24.0	10.3	80	2000														
		KIT		335 343 900 113		60	26.0	10.3	80													2000	included in the KIT
		KIT		335 344 900 113		60	26.0	10.3	80													2000	
Toyota Avensis Hatchback, 5 doors T25	04/03-01/09		335 301 600 001		90	24.5	8.6	75	1550	300 210 300 113		additional cable for continuous plus (Please order additionally.)	--	A	--	E	D1	L1	V	90	B		
													335 025 300 113	--	--	--	E1	D	L	V	75	L	
														335 303 300 113	S	FRE	--	--	D1	L1	H	45	L
Toyota Avensis Hatchback, 5 doors T27	01/09-		335 343 600 001		60	24.0	10.3	80	2000	335 345 300 113			S	FRE	--	--	D	L1	V	105	B		
			335 344 600 001		60	24.0	10.3	80	2000														
		KIT		335 343 900 113		60	26.0	10.3	80													2000	included in the KIT
		KIT		335 344 900 113		60	26.0	10.3	80													2000	
Toyota Avensis Saloon T25	04/03-01/09		335 301 600 001		90	24.5	8.6	75	1550	300 210 300 113		additional cable for continuous plus (Please order additionally.)	--	A	--	E	D1	L1	V	90	B		
													335 025 300 113	--	--	--	E1	D	L	V	75	L	
														335 302 300 113	S	FRE	--	--	D1	L1	H	45	B


















Toyota Avensis Estate T25 inc. models 07/06-	04/03-01/09			335 303 600 001			100	22.0	8.6	75	1550		335 025 300 113	additional cable for continuous plus (Please order additionally.)	--	--	--	E1	D	L	V	75	L
				335 304 600 001			100	24.0	8.6	75	1550				335 304 300 113	S	FRE	--	--	D1	L1	H	45
Toyota Avensis Estate T25	04/03-01/09	KIT		335 308 600 001			100	23.0	8.6	75	1550		335 025 300 113	additional cable for continuous plus (Please order additionally.)	--	--	--	E1	D	L	V	75	L
				335 309 600 001			100	25.0	8.6	75	1550				included in the KIT	S	FRE	--	--	D1	L1	H	45
Toyota Avensis Estate / Touring Sports T27	01/09-			335 345 600 001			60	24.0	10.3	80	2000		335 345 300 113		S	FRE	--	--	D	L1	V	105	B
				335 346 600 001			60	24.0	10.3	80	2000												
		KIT		335 345 900 113			60	26.0	10.3	80	2000		included in the KIT	S	FRE	--	--	D	L1	V	105	B	
				335 346 900 113			60	26.0	10.3	80	2000												
Toyota Aygo This towbar can only be used in combination with load carriers/ cycle carriers! This vehicle is not homologated for towing trailers.	01/14-			350 046 600 001			45	12.0		40			300 210 300 113		--	A	--	E	D1	L1	V	90	B
Toyota Corolla Estate E12	01/02-12/07			335 288 600 001			70	16.6	7.9	55	1300		300 072 300 113		--	FRE	--	--	D1	L1	V		B
Toyota Corolla Liftback E11 (5 door)	07/97-07/02			335 211 600 001	→		60	15.4	7.4	75	1400		300 072 300 107		--	FRE	--	--	--	--	V		B
													300 072 300 113		--	FRE	--	--	D1	L1	V		B
Toyota Corolla Liftback E12 3/5 doors	01/02-12/07			335 284 600 001			60	15.5	7.9	55	1300		300 072 300 107		--	FRE	--	--	--	--	V		B
													300 072 300 113		--	FRE	--	--	D1	L1	V		B
Toyota Corolla Saloon E11	07/97-07/02			335 211 600 001	→		60	15.4	7.4	75	1400		300 072 300 107		--	FRE	--	--	--	--	V		B
													300 072 300 113		--	FRE	--	--	D1	L1	V		B
















Toyota

Toyota Corolla Saloon	08/07-13		335 343 600 001		60	24.0	10.3	80	2000	300 072 300 107			--	FRE	--	--	--	--	V		B	
			335 344 600 001			60	24.0	10.3	80	2000	300 072 300 113			--	FRE	--	--	D1	L1	V		B
Toyota Corolla Verso	04/04-09		335 322 600 001		70		8.6	75	1450	335 025 300 113		additional cable for continuous plus (Please order additionally.)	--	--	--	E1	D	L	V	75	L	
			335 323 600 001			70		8.6	75	1450	335 323 300 113			S	FRE	--	--	D1	L1	H	45	L
		KIT	335 322 900 113			70		8.6	75	1450	335 025 300 113		additional cable for continuous plus (Please order additionally.)	--	--	--	E1	D	L	V	75	L
		KIT	335 323 900 113			70		8.6	75	1450	included in the KIT			S	FRE	--	--	D1	L1	H	45	L
Toyota Hiace (H12, H12G), inc. 4WD (H18, H18G), inc. facelift 07-	09/95-12/12		335 230 600 001		60	18.4	12.0	80	2000	335 025 300 113		additional cable for continuous plus (Please order additionally.)	--	--	--	E1	D	L	V	75	L	
			335 356 600 001			60	19.4	12.0	80	2000	335 229 300 113				S	FRE	--	--	D1	L1	H	45
Toyota Hilux Double Cab, 4x4 inc. towball 329059600001 only vehicles with underrun guard official type ident no. of vehicle's type plate: ABE Nr. L642	05-10/10		335 409 600 001		30	10.0	13.8	120	2500	335 328 300 107				S	FRE	--	E1	--	--	V	75	B
			335 328 300 113												S	FRE	--	E1	D1	L1	V	75
		KIT	335 409 900 107			30	12.0	13.8	120	2500	included in the KIT				S	FRE	--	E1	D1	L1	V	75
KIT	335 409 900 113			30	12.0	13.8	120	2500					S	FRE	--	E1	D1	L1	V	75	B	

















Toyota Hilux Double Cab, 4x4 inc. towball 329059600001 only vehicles with underrun guard official type ident no. of vehicle's type plate: e11*2007/46*0148	10/10-			335 408 600 001	→	30	10.0	13.8	120	2500		335 328 300 107	→		S	FRE	--	E1	--	--	V	75	B	
													335 328 300 113			S	FRE	--	E1	D1	L1	V	75	B
		KIT		335 408 900 107	→	30	12.0	13.8	120	2500				included in the KIT		S	FRE	--	E1	D1	L1	V	75	B
		KIT		335 408 900 113		30	12.0	13.8	120	2500					S	FRE	--	E1	D1	L1	V	75	B	
Toyota Hilux Extra Cab, 4x4 inc. towball 329059600001 only vehicles with underrun guard official type ident no. of vehicle's type plate: ABE Nr. L643	05-08/10			335 409 600 001	→	30	10.0	13.8	120	2500		335 328 300 107	→		S	FRE	--	E1	--	--	V	75	B	
													335 328 300 113			S	FRE	--	E1	D1	L1	V	75	B
		KIT		335 409 900 113		30	12.0	13.8	120	2500					S	FRE	--	E1	D1	L1	V	75	B	
Toyota Hilux Extra Cab, 4x4 inc. towball 329059600001 only vehicles with underrun guard official type ident no. of vehicle's type plate: ABE Nr. L642	05-08/10	KIT		335 409 900 107	→	30	12.0	13.8	120	2500					S	FRE	--	E1	D1	L1	V	75	B	
Toyota Hilux Extra Cab, 4x4 inc. towball 329059600001 only vehicles with underrun guard official type ident no. of vehicle's type plate: e11*2007/46*0149	08/10-			335 408 600 001		30	10.0	13.8	120	2500		335 328 300 107	→		S	FRE	--	E1	--	--	V	75	B	
													335 328 300 113			S	FRE	--	E1	D1	L1	V	75	B
		KIT		335 408 900 107	→	30	12.0	13.8	120	2500				included in the KIT		S	FRE	--	E1	D1	L1	V	75	B
		KIT		335 408 900 113		30	12.0	13.8	120	2500					S	FRE	--	E1	D1	L1	V	75	B	
Toyota Hilux Single Cab, 4x4 inc. towball 329059600001 only vehicles with underrun guard official type ident no. of vehicle's type plate: e11*2007/46*0148	10/10-			335 408 600 001		30	10.0	13.8	120	2500		335 328 300 107	→		S	FRE	--	E1	--	--	V	75	B	
													335 328 300 113			S	FRE	--	E1	D1	L1	V	75	B
		KIT		335 408 900 107	→	30	12.0	13.8	120	2500				included in the KIT		S	FRE	--	E1	D1	L1	V	75	B
		KIT		335 408 900 113		30	12.0	13.8	120	2500					S	FRE	--	E1	D1	L1	V	75	B	














Toyota

Toyota Landcruiser J 12	01/03-10/09		335 294 600 001		75	8.5	16.3	130	3500		300 210 300 107				--	A	--	--	--	--	V	90	B	
											300 210 300 113													--
Toyota Landcruiser J 15 fitting towballs: 329062600001, 329042600001, 329072600001. Please order separately cover for bumper cutout at Toyota dealers.	11/09-		335 397 600 001			16.0	15.9	130	3500		300 210 300 107				--	A	--	--	--	--	V	90	B	
											335 398 300 113													S
Toyota Landcruiser J 15 inc. towball: 329062600001 Please order separately cover for bumper cutout at Toyota dealers.	11/09-	KIT 	335 397 900 113			18.0	15.9	130	3500		included in the KIT				S	A	--	--	D	L1	H	75	B	
Toyota Landcruiser V8 / 200	08-		335 359 600 001		90	15.0	17.2	140	3500		300 210 300 113				--	A	--	E	D1	L1	V	90	B	
																								
Toyota Pro Ace	04/12-		306 331 600 001		75	22.5	12.2	122	2200		304 400 300 107				S	CAN	C1	E	--	--	H	105	B	
																								306 333 600 001
		KIT 	306 331 900 113		75	22.5	12.2	122	2200			included in the KIT				S	CAN	C1	E	D	L1	H	105	B
Toyota RAV4 not with rear step	06/00-02/06		335 246 600 001		>150	16.7	9.8	75	2000		335 250 300 113				S	FRE	--	E1	D1	L1	H	60	B	
																								





















Toyota RAV4 only for Executive and/or vehicles without spare wheel on the tailgate	03/06-13		335 324 600 001			90	33.5	10.4	80	2000		335 251 300 107	permanent plus (Please order additionally.)	S	FRE	--	--	--	H	60	B				
												335 251 300 113		S	FRE	--	--	D1	L1	H	60	B			
		KIT		335 347 600 001		90	35.0	10.4	80	2000		included in the KIT		S	FRE	--	--	D1	L1	H	60	B			
												335 251 300 183	permanent plus (Please order additionally.)	S	--	--	E1	D	L	V	60	B			
Toyota RAV4 all models	03/06-13		335 325 600 001			90	36.0	10.4	80	2000		335 251 300 107	permanent plus (Please order additionally.)	S	FRE	--	--	--	H	60	B				
												335 251 300 113		S	FRE	--	--	D1	L1	H	60	B			
		KIT		335 348 600 001		90	37.0	10.4	80	2000		included in the KIT		S	FRE	--	--	D1	L1	H	60	B			
												335 251 300 183	permanent plus (Please order additionally.)	S	--	--	E1	D	L	V	60	B			
Toyota RAV4	02/13-		335 418 600 001			120	37.0	10.9	80	2000		335 419 300 113		S	A	--	E1	D	L1	H	60	B			
			335 419 600 001			120	38.0	10.9	80	2000															
		KIT		335 418 900 113			120	37.0	10.9	80	2000		included in the KIT		S	A	--	E1	D	L1	H	60	B		
		KIT		335 419 900 113		120	40.0	10.9	80	2000															
Toyota Urban Cruiser, 2 WD	03/09-12/14		335 366 600 001	→		90	21.0	6.0	50	980		335 393 300 113		S	A	--	--	D	L1	V	120	B			
			335 368 600 001	→		90	21.0	6.0	50	980															
			335 367 600 001			90	22.0	6.0	50	980															





















Toyota






Toyota Urban Cruiser, 4 WD	03/09-12/14		335 392 600 001	→	90	20.0	6.0	50	980	335 393 300 113			S	A	--	--	D	L1	V	120	B	
					335 393 600 001	90	20.5	6.0	50													980
Toyota Verso	04/09-		335 400 600 001		90	19.5	9.3	60	1500	335 411 300 107			S	FRE	--	E1	--	--	V	120	B	
					335 421 600 001	90	22.0	9.3	60													1500
		KIT		335 400 900 113		90	21.0	9.3	60	1500	included in the KIT			S	FRE	--	E1	D1	L1	V	120	B
			KIT			335 421 900 113	90	23.0	9.3	60												
Toyota Verso S	01/11-		335 413 600 001		60	17.5	5.8	50	900	335 413 300 107	→		S	FRE	--	--	--	--	V	105	B	
					335 414 600 001	60	17.5	5.8	50													900
		KIT		335 413 900 113		60	19.5	5.8	50	900	included in the KIT			S	FRE	--	--	D1	L1	V	105	B
			KIT			335 414 900 113	60	19.5	5.8	50												
Toyota Yaris inc. T-Spirit and T-Sport	99-01/06		335 280 600 001		105	15.0	6.0	50	1000	300 072 300 113			--	FRE	--	--	D1	L1	V		B	
Toyota Yaris exc. TS -09/11	01/06-		335 455 600 001		75	18.7	6.8	50	1150	335 383 300 113	10/11-07/14	S	FRE	--	--	D1	L1	V	120	B		
										335 411 300 113	-09/11	S	FRE	--	E1	D1	L1	V	120	B		
										335 455 300 113	07/14-	S	FRE	--	E1	D1	L1	V	90	B		
Toyota Yaris exc. SR & T-Sport, inc. T-Spirit	01/06-10/11		335 350 600 001		60	17.0	6.8	75	1200	335 411 300 113	-09/11	S	FRE	--	E1	D1	L1	V	120	B		

Toyota Yaris exc. SR & T-Sport, inc. T-Spirit	10/11-07/14			335 382 600 001		60	17.0	6.7	50	1150		335 383 300 107			S	FRE	--	--	--	--	V	120	B
												335 383 300 113			S	FRE	--	--	D1	L1	V	120	B
	KIT		335 382 900 113		60	19.0	6.7	50	1150		included in the KIT			S	FRE	--	--	D1	L1	V	120	B	
	KIT		335 383 900 113		75	20.7	6.8	50	1150						S	FRE	--	--	D1	L1	V	120	B
Toyota Yaris	08/14-			335 454 600 001		60	19.0	5.9	50	960		335 455 300 113		07/14-	S	FRE	--	E1	D1	L1	V	90	B
		KIT		335 454 900 113		60	21.0	5.9	50	960		included in the KIT		07/14-	S	FRE	--	E1	D1	L1	V	90	B
Toyota Yaris exc. TS -09/11	08/14-	KIT		335 455 900 113		75	21.0	6.8	50	1150		included in the KIT		07/14-	S	FRE	--	E1	D1	L1	V	90	B




Volkswagen




VW Amarok for vehicles with bumper with integrated step towing bracket inc. Towball	08/10-		321 835 600 001			30	10.0	15.7	130	3200		321 704 300 107	with preliminary setup	S	CAN	C	E	--	--	H	15	B									
												321 704 300 113	with preliminary setup	S	CAN	C	E	D	--	H	15	B									
												321 705 300 113	without preliminary setup	S	CAN	C	E	D	--	V	150	L									
VW Amarok for vehicles with bumper with integrated step	08/10-		321 831 600 001			30	3.9	15.7	130	3200		321 704 300 107	with preliminary setup	S	CAN	C	E	--	--	H	15	B									
												321 704 300 113	with preliminary setup	S	CAN	C	E	D	--	H	15	B									
												321 705 300 113	without preliminary setup	S	CAN	C	E	D	--	V	150	L									
VW Beetle inc. convertible exc. vehicles with park distance control, exc. Rsi	98-09/11		321 468 600 001			>150	17.8	8.3	75	1500		300 073 300 113		--	FRE	--	--	D1	L1	V	90	B									
VW Bora Saloon exc. Syncro - 4-Motion	10/98-		305 222 600 001			90	17.5	8.9	75	1650		321 465 300 107		S	FRE	--	E	--	--	H	60	B									
			305 223 600 001											90	16.8	8.9	75	1650	321 465 300 113	S	FRE	--	E	D1	L1	H	60	B			
			KIT										321 457 900 113		90	19.5	8.9	75	1650	included in the KIT											
			KIT										321 465 900 113		90	18.8	8.9	75	1650		S	FRE	--	E	D1	L1	H	60	B		
VW Bora Estate exc. Syncro - 4-Motion	10/98-		305 222 600 001			90	17.5	8.9	75	1650		321 457 300 107		S	FRE	--	E	--	--	H	60	L									
			305 223 600 001											90	16.8	8.9	75	1650	321 457 300 113	S	FRE	--	E	D1	L1	H	60	L			
			KIT										305 222 900 113		90	19.5	8.9	75	1650	included in the KIT											
			KIT										305 223 900 113		90	18.8	8.9	75	1650		S	FRE	--	E	D1	L1	H	60	L		
VW Bora Estate 4-Motion exc. V6	10/97-		305 277 600 001			120	17.0	8.9	75	1650		321 457 300 107		S	FRE	--	E	--	--	H	60	L									
												321 457 300 113		S	FRE	--	E	D1	L1	H	60	L									

VW CC for right-hand-drive vehicles	12-	KIT		321 808 600 001		90	23.0	11.3	95	2200		included in the KIT			S	CAN	C	E	D	L1	V	90	R	
VW CC	12-			321 821 600 001		90	17.5	11.3	90	2200		321 600 300 107 321 600 300 113			S	CAN	C	E	--	--	V	105	L	
				321 822 600 001		90	17.5	11.3	90	2200				S	CAN	C	E	D	L1	V	105	L		
				321 823 600 001		90	20.0	11.3	90	2200			321 600 300 153			S	CAN	C	E	D	L1	V	105	R
		KIT		321 821 900 113		90	19.5	11.3	90	2200			included in the KIT			S	CAN	C	E	D	L1	V	105	L
		KIT		321 823 900 113		90	22.0	11.3	90	2200														
VW CC B7 for right-hand-drive vehicles	01/12-	KIT		321 821 900 153		90	17.5	11.3	90	2200		included in the KIT			S	CAN	C	E	D	L1	V	105	R	
		KIT		321 823 900 153		90	22.0	11.3	90	2200														
VW CC	12-	KIT		321 824 600 001		90	23.0	11.3	95	2200		included in the KIT			S	CAN	C	E	D	L1	V	90	L	
VW Caddy 4x4 / 4-Motion inc. bumper carrier inc. Caddy Cross 10/13- inc. Caddy Alltrack 16-	10/08-			321 768 600 001		75	19.5	8.9	80	1500		321 554 300 107 321 554 300 113	09/10-	S	CAN	C	E	--	--	V	105	L		
				321 837 600 001		75	20.5	8.9	80	1500				09/10-	S	CAN	C	E	D	L1	V	105	L	
													321 557 300 107	-08/10	S	CAN	C	E	--	--	V	105	L	
													321 557 300 113	-08/10	S	CAN	C	E	D	L1	V	105	L	
													321 661 300 113	01/13- with preliminary setup	S	CAN	C	E	D	L1	H	30	B	




















VW Caddy III / Caddy Life inc. Caddy Maxi inc. Caddy Alltrack 16- inc. bumper carrier 5 seats: inc. vehicles with gas drive 7 seats: exc. vehicles with gas drive	09/10-	KIT		321 554 900 113			75	21.5	9.4	80	1650			included in the KIT	09/10-	S	CAN	C	E	D	L1	V	105	L
VW Caddy III / Caddy Life inc. Caddy Maxi inc. Caddy Alltrack 16- exc. vehicles with gas drive bracket for bumper inc. Please order at VW dealers: receptor box for detachable ball 2K0 804 969.	09/10-	KIT		321 660 900 113			75	20.0	9.4	80	1650			included in the KIT	09/10-	S	CAN	C	E	D	L1	V	105	L
VW Caddy Van	11/95-12/03			321 437 600 001			90	15.0	6.7	50	1100		300 072 300 107 300 072 300 113 344 503 300 107 →		--	FRE	--	--	--	--	V		B	
																--	FRE	--	--	D1	L1	V		B
																S	C2	--	E1	--	--	H	45	L
VW Crafter Van types 46 and 50 Vehicles with 5,0 t max. total weight, reduction to 4,6 t max. total weight is possible wheelbase: 3665 mm For vehicles with integrated step device in the bumper the middle part of the outer bumper must be exchanged (Please order at VW dealers.). towball: 329059600001 Step VW is not utilisable. Utilisable step: 313285600001 or 313440600001	04/06-			313 272 600 001			120	21.0	20.2	150	3500		313 105 300 107 313 105 300 113 313 107 300 113 313 108 300 107 313 108 300 113 321 106 300 113	-12/14 for vehicles without preparation -12/14 for vehicles without preparation 01/15- for vehicles with preparation 01/15- for vehicles without preparation 01/15- for vehicles without preparation -12/14 vehicles with preparation	S	CAN	C	E	--	--	V	90	B	
																S	CAN	C	E	D1	--	V	90	B
																S	CAN	C	E	D1	L1	H	45	B
																S	CAN	C	E	--	--	V	90	L
																S	CAN	C	E	D1	L1	H	90	L
																S	CAN	C	E	D	--	V	45	B






















Volkswagen

VW Crafter Van types 46 and 50 Vehicles with 5,0 t max. total weight, reduction to 4,6 t max. total weight is possible wheelbase: 4325 mm For vehicles with integrated step device in the bumper the middle part of the outer bumper must be exchanged (Please order at VW dealers.). towball: 329059600001 Step VW is not utilisable.	04/06-		313 273 600 001			120	21.0	20.2	150	3500		313 105 300 107	-12/14 for vehicles without preparation	S	CAN	C	E	--	--	V	90	B		
												313 105 300 113	-12/14 for vehicles without preparation	S	CAN	C	E	D1	--	V	90	B		
												313 107 300 113	01/15- for vehicles with preparation	S	CAN	C	E	D1	L1	H	45	B		
												313 108 300 107	01/15- for vehicles without preparation	S	CAN	C	E	--	--	V	90	L		
												313 108 300 113	01/15- for vehicles without preparation	S	CAN	C	E	D1	L1	H	90	L		
												321 106 300 113	-12/14 vehicles with preparation	S	CAN	C	E	D	--	V	45	B		
VW Crafter Van types 30/35/38 Vehicles with 3,0 and 3,5 t max. total weight, increase to 3,8 t max. total weight is possible For vehicles with integrated step device in the bumper the middle part of the outer bumper must be exchanged (Please order separately at VW dealers.). suitable towball: 329059600001 Step VW is not utilisable. Utilisable step: 313285600001 or 313440600001	04/06-		313 376 600 001			120	20.0	18.1	150	3500		313 105 300 107	-12/14 for vehicles without preparation	S	CAN	C	E	--	--	V	90	B		
												313 105 300 113	-12/14 for vehicles without preparation	S	CAN	C	E	D1	--	V	90	B		
												313 107 300 113	01/15- for vehicles with preparation	S	CAN	C	E	D1	L1	H	45	B		
												313 108 300 107	01/15- for vehicles without preparation	S	CAN	C	E	--	--	V	90	L		
												313 108 300 113	01/15- for vehicles without preparation	S	CAN	C	E	D1	L1	H	90	L		
												321 106 300 113	-12/14 vehicles with preparation	S	CAN	C	E	D	--	V	45	B		
VW Crafter Van types 30/35/38 Vehicles with 3,0 and 3,5 t max. total weight, increase to 3,8 t max. total weight is possible For vehicles with integrated step device in the bumper the middle part of the outer bumper must be exchanged (Please order separately at VW dealers.). suitable towball: 329059600001 Step VW is not utilisable. Utilisable step: 313285600001 or 313440600001	04/06-12/14	KIT		313 376 900 113			120	22.0	18.1	150	3500			included in the KIT	-12/14 for vehicles without preparation	S	CAN	C	E	D1	--	V	90	B





















VW Crafter Van types 30/35/38 Vehicles with 3,0 and 3,5 t max. total weight, increase to 3,8 t max. total weight is possible For vehicles with integrated step device in the bumper the middle part of the outer bumper must be exchanged (Please order separately at VW dealers.). suitable towball: 329059600001 Step VW is not utilisable. Utilisable step: 313285600001 or 313440600001	01/15-	KIT 	313 108 900 113			120	23.0	18.1	150	3500		included in the KIT		01/15- for vehicles without preparation	S	CAN	C	E	D1	L1	H	90	L
VW Crafter Chassis Cab types 46 and 50 Vehicles with 5,0 t max. total weight, reduction to 4,6 t max. total weight is possible wheelbase: 3665 + 4325 mm towball: 329059600001 If there is an underrun guard mounted, please change into VW no. 2E3 805 721 A.	04/06-		313 275 600 001			90	18.0	20.2	150	3500		313 105 300 107 313 105 300 113 313 107 300 113 313 108 300 107 313 108 300 113 321 106 300 113	-12/14 for vehicles without preparation -12/14 for vehicles without preparation 01/15- for vehicles with preparation 01/15- for vehicles without preparation 01/15- for vehicles without preparation -12/14 vehicles with preparation	S	CAN	C	E	--	--	V	90	B	
VW Crafter Chassis Cab types 30/35/38 Vehicles with 3,0 and 3,5 t max. total weight, increase to 3,8 t max. total weight is possible exc. vehicles with underrun guard towball: 329059600001	04/06-		313 377 600 001			90	20.0	18.1	150	3500		313 105 300 107 313 105 300 113 313 107 300 113 313 108 300 107 313 108 300 113 321 106 300 113	-12/14 for vehicles without preparation -12/14 for vehicles without preparation 01/15- for vehicles with preparation 01/15- for vehicles without preparation 01/15- for vehicles without preparation -12/14 vehicles with preparation	S	CAN	C	E	--	--	V	90	B	





















Volkswagen

VW Crafter Chassis Cab types 46 and 50 Vehicles with 5,0 t max. total weight, reduction to 4,6 t max. total weight is possible wheelbase: 3665 + 4325 mm towball: 329059600001 If there is an underrun guard mounted, please change into VW no. 2E3 805 721 A.	04/06-12/14	KIT 	313 275 900 113			90	20.0	20.2	150	3500			included in the KIT		-12/14 for vehicles without preparation	S	CAN	C	E	D1	--	V	90	B
VW Crafter Chassis Cab types 30/35/38 Vehicles with 3,0 and 3,5 t max. total weight, increase to 3,8 t max. total weight is possible exc. vehicles with underrun guard towball: 329059600001	04/06-12/14	KIT 	313 377 900 113			90	22.0	18.1	150	3500			included in the KIT		-12/14 for vehicles without preparation	S	CAN	C	E	D1	--	V	90	B
VW Eos Coupé/Convertible Please order spoiler inc. cover for bumper cutout at VW-dealers. inc. facelift 01/11-	06/06-12/15		321 543 600 001			75	18.0	9.3	100	1800			321 600 300 113			S	CAN	C	E	D	L1	V	105	L
VW Fox exc. Cross Fox	10/05-12/11		321 690 600 001			55	14.5	6.7	50	800			321 526 300 113			S	FRE	--	E	--	--	H	45	L
VW Golf III Hatchback and saloon 4x4, convertible from 09/93-97	11/91-09/97		321 331 600 001			90	15.5	8.2	75	1500			321 331 300 107 321 331 300 113			S	C2	--	E1	--	--	H	45	B
VW Golf III Estate exc. Syncro	10/93-07/99		321 327 600 001			90	13.9	8.3	75	1500			321 331 300 107 321 331 300 113			S	C2	--	E1	--	--	H	45	B
VW Golf IV Hatchback exc. Syncro - 4-Motion and convertible exc. Golf R32 / 241 PS	10/97-		305 222 600 001			90	17.5	8.9	75	1650			321 465 300 107			S	FRE	--	E	--	--	H	60	B
			305 223 600 001			90	16.8	8.9	75	1650			321 465 300 113			S	FRE	--	E	D1	L1	H	60	B
		KIT 	321 457 900 113			90	19.5	8.9	75	1650			included in the KIT			S	FRE	--	E	D1	L1	H	60	B
		KIT 	321 465 900 113			90	18.8	8.9	75	1650							S	FRE	--	E	D1	L1	H	60
VW Golf IV Hatchback 4-Motion exc. vehicles with V6 motor	10/97-		305 277 600 001			120	17.0	8.9	75	1650			321 465 300 107 321 465 300 113			S	FRE	--	E	--	--	H	60	B
																S	FRE	--	E	D1	L1	H	60	B



VW Golf IV Estate exc. Syncro - 4-Motion and convertible exc. Golf R32 / 241 PS	10/97-			305 222 600 001		90	17.5	8.9	75	1650		321 457 300 107			S	FRE	--	E	--	--	H	60	L
				305 223 600 001		90	16.8	8.9	75	1650		321 457 300 113			S	FRE	--	E	D1	L1	H	60	L
	KIT		305 222 900 113		90	19.5	8.9	75	1650		included in the KIT			S	FRE	--	E	D1	L1	H	60	L	
	KIT		305 223 900 113		90	18.8	8.9	75	1650						S	FRE	--	E	D1	L1	H	60	L
VW Golf IV Estate 4-Motion	10/97-			305 277 600 001		120	17.0	8.9	75	1650		321 457 300 107			S	FRE	--	E	--	--	H	60	L
												321 457 300 113			S	FRE	--	E	D1	L1	H	60	L
VW Golf V Saloon exc. R/RS32 09/05- exc. R/R20 / 270 HP 09- inc. 4-Motion / Gti	11/03-			321 865 600 001		60	17.0	9.4	100	1800		321 600 300 107			S	CAN	C	E	--	--	V	105	L
												321 600 300 113			S	CAN	C	E	D	L1	V	105	L
											321 600 300 153			S	CAN	C	E	D	L1	V	105	R	
KIT		321 750 900 113		60	18.5	9.4	100	1800		included in the KIT				S	CAN	C	E	D	L1	V	105	L	
VW Golf V Saloon exc. R/RS32 09/05- exc. R/R20 / 270 HP 09- inc. 4-Motion / Gti Please order separately: spoiler and cover for bumper cutout at VW dealers.	11/03-			321 885 600 001		60	17.0	9.4	100	1800		321 600 300 107			S	CAN	C	E	--	--	V	105	L
												321 600 300 113			S	CAN	C	E	D	L1	V	105	L
													321 600 300 153			S	CAN	C	E	D	L1	V	105
KIT		321 751 900 113		60	18.5	9.4	100	1800		included in the KIT				S	CAN	C	E	D	L1	V	105	L	
VW Golf V Hatchback and Plus inc. Cross-Golf exc. RS32 09/05- exc. R20 / 270 HP 09- inc. 4-Motion / Gti	03/05-			321 865 600 001		60	17.0	9.4	100	1800		321 600 300 107			S	CAN	C	E	--	--	V	105	L
												321 600 300 113			S	CAN	C	E	D	L1	V	105	L
													321 600 300 153			S	CAN	C	E	D	L1	V	105
KIT		321 750 900 113		60	18.5	9.4	100	1800		included in the KIT				S	CAN	C	E	D	L1	V	105	L	











Volkswagen

VW Golf V Hatchback and Plus inc. Cross-Golf exc. RS32 09/05- exc. R20 / 270 HP 09- inc. 4-Motion / Gti Please order separately: spoiler and cover for bumper cutout at VW dealers.	03/05-		321 885 600 001		60	17.0	9.4	100	1800		321 600 300 107			S	CAN	C	E	--	--	V	105	L
		KIT		321 751 900 113		60	18.5	9.4	100	1800		included in the KIT			S	CAN	C	E	D	L1	V	105
VW Golf V Estate inc. 4-Motion Please order spoiler at VW dealers.	06/07-		321 630 600 001		90	17.0	9.3	100	1800		321 600 300 107			S	CAN	C	E	--	--	V	105	L
		KIT		321 630 900 113		90	21.0	9.3	100	1800		included in the KIT			S	CAN	C	E	D	L1	V	105
VW Golf V Estate inc. 4-Motion	06/07-		321 662 600 001		90	17.0	9.3	100	1800		321 600 300 107			S	CAN	C	E	--	--	V	105	L
		KIT		321 662 900 113		90	19.0	9.3	100	1800		included in the KIT			S	CAN	C	E	D	L1	V	105
VW Golf VI Convertible cutout with stencil, alternative: spoiler + cover for cutout from VW dealers	06/11-		321 873 600 001		60	17.0	9.4	75	1800		305 256 300 107			S	CAN	C	E	--	--	V	120	B
		KIT		321 730 900 113		60	19.0	9.4	75	1800		included in the KIT			S	CAN	C	E	D1	--	V	120
VW Golf VI Saloon exc. R/RS32 09/05- exc. R/R20 / 270 HP 09- inc. 4-Motion / Gti	10/08-		321 865 600 001		60	17.0	9.4	100	1800		321 600 300 107			S	CAN	C	E	--	--	V	105	L
		KIT		321 750 900 113		60	18.5	9.4	100	1800		included in the KIT			S	CAN	C	E	D	L1	V	105













VW Golf VI Saloon exc. R/RS32 09/05- exc. R/R20 / 270 HP 09- inc. 4-Motion / Gti Please order separately: spoiler and cover for bumper cutout at VW dealers.	10/08-			321 885 600 001		60	17.0	9.4	100	1800		321 600 300 107			S	CAN	C	E	--	--	V	105	L
													321 600 300 113			S	CAN	C	E	D	L1	V	105
												321 600 300 153			S	CAN	C	E	D	L1	V	105	R
		KIT		321 751 900 113		60	18.5	9.4	100	1800		included in the KIT			S	CAN	C	E	D	L1	V	105	L
VW Golf VI Hatchback and Plus inc. Cross-Golf exc. RS32 09/05- exc. R20 / 270 HP 09- inc. 4-Motion / Gti	03/09-			321 865 600 001		60	17.0	9.4	100	1800		321 600 300 107			S	CAN	C	E	--	--	V	105	L
													321 600 300 113			S	CAN	C	E	D	L1	V	105
												321 600 300 153			S	CAN	C	E	D	L1	V	105	R
		KIT		321 750 900 113		60	18.5	9.4	100	1800		included in the KIT			S	CAN	C	E	D	L1	V	105	L
VW Golf VI Hatchback and Plus inc. Cross-Golf exc. RS32 09/05- exc. R20 / 270 HP 09- inc. 4-Motion / Gti Please order separately: spoiler and cover for bumper cutout at VW dealers.	03/09-			321 885 600 001		60	17.0	9.4	100	1800		321 600 300 107			S	CAN	C	E	--	--	V	105	L
													321 600 300 113			S	CAN	C	E	D	L1	V	105
												321 600 300 153			S	CAN	C	E	D	L1	V	105	R
		KIT		321 751 900 113		60	18.5	9.4	100	1800		included in the KIT			S	CAN	C	E	D	L1	V	105	L
VW Golf VI Estate inc. 4-Motion Please order spoiler at VW dealers.	06/09-			321 630 600 001		90	17.0	9.3	100	1800		321 600 300 107			S	CAN	C	E	--	--	V	105	L
													321 600 300 113			S	CAN	C	E	D	L1	V	105
												321 600 300 153			S	CAN	C	E	D	L1	V	105	R
		KIT		321 630 900 113		90	21.0	9.3	100	1800		included in the KIT			S	CAN	C	E	D	L1	V	105	L
VW Golf VI Estate inc. 4-Motion	06/09-			321 662 600 001		90	17.0	9.3	100	1800		321 600 300 107			S	CAN	C	E	--	--	V	105	L
													321 600 300 113			S	CAN	C	E	D	L1	V	105
												321 600 300 153			S	CAN	C	E	D	L1	V	105	R
		KIT		321 662 900 113		90	19.0	9.3	100	1800		included in the KIT			S	CAN	C	E	D	L1	V	105	L
















Volkswagen

VW Golf VII Saloon	10/12-		317 131 600 001		60	19.0	10.3	85	2000		305 403 300 107	-06/14 with preliminary setup	S	CAN	C	E	--	--	H	45	B
											305 403 300 113	-06/14 with preliminary setup	S	CAN	C	E	D	L1	H	45	B
											305 406 300 107	-06/14 without preliminary setup	S	CAN	C	E	--	--	V	150	B
											305 406 300 113	-06/14 without preliminary setup	S	CAN	C	E	D	L1	V	150	B
											305 407 300 107	06/14- with preliminary setup	S	CAN	C	E	--	--	H	30	B
											305 407 300 113	06/14- with preliminary setup	S	CAN	C	E	D	L	H	30	B
											305 408 300 107	06/14- without preliminary setup	S	CAN	C	E	--	--	V	90	B
											305 408 300 113	06/14- without preliminary setup	S	CAN	C	E	D	L	V	90	B





















VW Golf VII Saloon Please order spoiler inc. cover for bumper cutout at VW-dealers.	10/12-			317 132 600 001		60	19.0	10.3	85	2000		305 403 300 107	-06/14 with preliminary setup	S	CAN	C	E	--	--	H	45	B
												305 403 300 113	-06/14 with preliminary setup	S	CAN	C	E	D	L1	H	45	B
												305 406 300 107	-06/14 without preliminary setup	S	CAN	C	E	--	--	V	150	B
												305 406 300 113	-06/14 without preliminary setup	S	CAN	C	E	D	L1	V	150	B
												305 407 300 107	06/14- with preliminary setup	S	CAN	C	E	--	--	H	30	B
												305 407 300 113	06/14- with preliminary setup	S	CAN	C	E	D	L	H	30	B
												305 408 300 107	06/14- without preliminary setup	S	CAN	C	E	--	--	V	90	B
												305 408 300 113	06/14- without preliminary setup	S	CAN	C	E	D	L	V	90	B
VW Golf VII Saloon	10/12-06/14	KIT		317 131 900 113		60	21.0	10.3	85	2000		included in the KIT	-06/14 without preliminary setup	S	CAN	C	E	D	L1	V	150	B
VW Golf VII Saloon Please order spoiler inc. cover for bumper cutout at VW-dealers.	10/12-06/14	KIT		317 132 900 113		60	21.0	10.3	80	2000		included in the KIT	-06/14 without preliminary setup	S	CAN	C	E	D	L1	V	150	B
VW Golf VII Saloon	06/14-	KIT		305 408 900 113		60	19.0	10.3	85	2000		included in the KIT	06/14- without preliminary setup	S	CAN	C	E	D	L	V	90	B
VW Golf VII Saloon Please order spoiler inc. cover for bumper cutout at VW-dealers.	06/14-	KIT		305 409 900 113		60	21.0	10.3	85	2000		included in the KIT	06/14- without preliminary setup	S	CAN	C	E	D	L	V	90	B














Volkswagen

VW Golf VII Sportsvan Please order spoiler inc. cover for bumper cutout at VW-dealers.	06/14-		317 132 600 001		60	19.0	10.3	85	2000		305 407 300 107	06/14- with preliminary setup	S	CAN	C	E	--	--	H	30	B		
												305 407 300 113	06/14- with preliminary setup	S	CAN	C	E	D	L	H	30	B	
													305 408 300 107	06/14- without preliminary setup	S	CAN	C	E	--	--	V	90	B
													305 408 300 113	06/14- without preliminary setup	S	CAN	C	E	D	L	V	90	B
			KIT			321 869 900 113	→			21.0	10.0	80	2000										
KIT		305 409 900 113			60	21.0	10.3	85	2000		included in the KIT	06/14- without preliminary setup	S	CAN	C	E	D	L	V	90	B		
VW Golf VII Sportsvan	06/14-		317 131 600 001		60	19.0	10.3	85	2000		305 407 300 107	06/14- with preliminary setup	S	CAN	C	E	--	--	H	30	B		
												305 407 300 113	06/14- with preliminary setup	S	CAN	C	E	D	L	H	30	B	
													305 408 300 107	06/14- without preliminary setup	S	CAN	C	E	--	--	V	90	B
													305 408 300 113	06/14- without preliminary setup	S	CAN	C	E	D	L	V	90	B
			KIT			321 868 900 113	→			21.0	10.0	80	2000										
KIT		305 408 900 113			60	19.0	10.3	85	2000		included in the KIT	06/14- without preliminary setup	S	CAN	C	E	D	L	V	90	B		





















VW Golf VII Estate inc. 4 Motion inc. Alltrack 02/15-	08/13-		321 781 600 001		60	16.0	10.2	80	2000	305 403 300 107	-06/14 with preliminary setup	S	CAN	C	E	--	--	H	45	B											
			321 782 600 001		60	17.0	10.2	80	2000	305 403 300 113	-06/14 with preliminary setup	S	CAN	C	E	D	L1	H	45	B											
										305 406 300 107	-06/14 without preliminary setup	S	CAN	C	E	--	--	V	150	B											
										305 406 300 113	-06/14 without preliminary setup	S	CAN	C	E	D	L1	V	150	B											
										305 407 300 107	06/14- with preliminary setup	S	CAN	C	E	--	--	H	30	B											
										305 407 300 113	06/14- with preliminary setup	S	CAN	C	E	D	L	H	30	B											
										305 408 300 107	06/14- without preliminary setup	S	CAN	C	E	--	--	V	90	B											
										305 408 300 113	06/14- without preliminary setup	S	CAN	C	E	D	L	V	90	B											
VW Golf VII Estate inc. 4 Motion	08/13-06/14	KIT		321 781 900 113		60	18.0	10.2	80	2000	included in the KIT	-06/14 without preliminary setup	S	CAN	C	E	D	L1	V	150	B										
			KIT		321 782 900 113		60	19.0	10.2	80												2000									
VW Golf VII Estate inc. 4 Motion inc. Alltrack 02/15-	06/14-	KIT		321 783 900 113		60	18.0	10.2	80	2000	included in the KIT	06/14- without preliminary setup	S	CAN	C	E	D	L	V	90	B										
			KIT		321 784 900 113		60	19.0	10.2	80												2000									
VW Jetta Please order spoiler at VW dealers.	08/05-12/10			321 630 600 001		90	17.0	9.3	100	1800	321 600 300 107			S	CAN	C	E	--	--	V	105	L									
											321 600 300 113												S	CAN	C	E	D	L1	V	105	L
											321 600 300 153																				
		KIT		321 630 900 113		90	21.0	9.3	100	1800	included in the KIT	S	CAN	C	E	D	L1	V	105	L											














Volkswagen

VW Jetta	08/05-12/10			321 662 600 001		90	17.0	9.3	100	1800		321 600 300 107			S	CAN	C	E	--	--	V	105	L
												321 600 300 113			S	CAN	C	E	D	L1	V	105	L
												321 600 300 153			S	CAN	C	E	D	L1	V	105	R
		KIT		321 662 900 113		90	19.0	9.3	100	1800		included in the KIT			S	CAN	C	E	D	L1	V	105	L
VW Jetta Please order separately Spoiler and cover for bumper cutout at VW dealer's.	01/11-			321 778 600 001		40	19.0	9.3	75	1800		321 600 300 107			S	CAN	C	E	--	--	V	105	L
												321 600 300 113			S	CAN	C	E	D	L1	V	105	L
												321 600 300 153			S	CAN	C	E	D	L1	V	105	R
		KIT		321 778 900 113		40	21.0	9.3	75	1800		included in the KIT			S	CAN	C	E	D	L1	V	105	L
VW Jetta	01/11-			321 825 600 001		40	17.0	9.3	75	1800		321 600 300 107			S	CAN	C	E	--	--	V	105	L
												321 600 300 113			S	CAN	C	E	D	L1	V	105	L
												321 600 300 153			S	CAN	C	E	D	L1	V	105	R
		KIT		321 825 900 113		40	19.0	9.3	75	1800		included in the KIT			S	CAN	C	E	D	L1	V	105	L
VW LT II The program for VW LT II can be found in the appendix.	03/96-03/06																						
VW Passat CC inc. 4-Motion exc. R36 Please order additionally lower part of the bumper with cover for bumper cutout at VW dealer.	03/05-12/12			321 546 600 001		90	17.5	11.3	90	2200		321 600 300 107			S	CAN	C	E	--	--	V	105	L
												321 600 300 113			S	CAN	C	E	D	L1	V	105	L
												321 600 300 153			S	CAN	C	E	D	L1	V	105	R
		KIT		321 546 900 113		90	21.0	11.3	90	2200		included in the KIT			S	CAN	C	E	D	L1	V	105	L
VW Passat CC B7 inc. Bluemotion for right-hand-drive vehicles	01/12-	KIT		321 821 900 153		90	17.5	11.3	90	2200		included in the KIT			S	CAN	C	E	D	L1	V	105	R
VW Passat Saloon front wheel drive exc. 4-Motion Support in spare wheel for detachable towball: 3B0 804 993A	10/96-03/05			321 505 600 001		90	20.8	10.3	85	1800		321 505 300 113		11/00-	S	FRE	--	E	D1	L1	V	60	B
												321 512 300 107		-10/00	S	FRE	--	E	--	--	V	60	B
												321 512 300 113		-10/00	S	FRE	--	E	D1	L1	V	60	B


















VW Passat Saloon Syncro - 4-Motion and Passat W8 Support in spare wheel for detachable towball: 3B0 804 993A	10/96-03/05		321 508 600 001			90	21.0	11.3	85	2200		321 505 300 113	→	11/00-	S	FRE	--	E	D1	L1	V	60	B
												321 512 300 107		-10/00	S	FRE	--	E	--	--	V	60	B
												321 512 300 113		-10/00	S	FRE	--	E	D1	L1	V	60	B
VW Passat Saloon Syncro - 4-Motion and Passat W8	10/96-03/05		321 637 600 001			90	23.6	11.3	85	2200		321 505 300 113	→	11/00-	S	FRE	--	E	D1	L1	V	60	B
												321 512 300 107		-10/00	S	FRE	--	E	--	--	V	60	B
												321 512 300 113		-10/00	S	FRE	--	E	D1	L1	V	60	B
VW Passat Saloon front wheel drive exc. 4-Motion	10/96-03/05		321 874 600 001			120	17.0	10.5	85	2000		321 505 300 113	→	11/00-	S	FRE	--	E	D1	L1	V	60	B
												321 512 300 107		-10/00	S	FRE	--	E	--	--	V	60	B
												321 512 300 113		-10/00	S	FRE	--	E	D1	L1	V	60	B
VW Passat Saloon front wheel drive exc. 4-Motion	11/00-03/05	KIT		321 772 900 113		120	25.0	10.5	85	2000		included in the KIT		11/00-	S	FRE	--	E	D1	L1	V	60	B
VW Passat Saloon inc. 4-Motion exc. R36	03/05-10/10		321 544 600 001			90	16.0	11.3	90	2200		321 600 300 107			S	CAN	C	E	--	--	V	105	L
												321 600 300 113			S	CAN	C	E	D	L1	V	105	L
												KIT				321 544 900 113		90	18.0	12.3	90	2200	
VW Passat Saloon inc. 4-Motion exc. R36 Please order additionally lower part of the bumper with cover for bumper cutout at VW dealer.	03/05-10/10		321 546 600 001			90	17.5	11.3	90	2200		321 600 300 107			S	CAN	C	E	--	--	V	105	L
												321 600 300 113			S	CAN	C	E	D	L1	V	105	L
												KIT				321 546 900 113		90	21.0	11.3	90	2200	
VW Passat Saloon inc. 4-Motion, inc. R36 Please order additionally lower part of the bumper with cover for bumper cutout at VW dealer. for right-hand-drive vehicles	03/05-10/10	KIT		321 546 900 153		90	21.0	11.3	90	2200		included in the KIT			S	CAN	C	E	D	L1	V	105	R































Volkswagen

VW Passat Saloon B7 R-Line = visible cut for right-hand-drive vehicles	10/10-11/14	KIT		321 808 600 001		90	23.0	11.3	95	2200		included in the KIT			S	CAN	C	E	D	L1	V	90	R
VW Passat Saloon B7 R-Line = visible cut	10/10-11/14			321 821 600 001		90	17.5	11.3	90	2200		321 600 300 107 321 600 300 113			S	CAN	C	E	--	--	V	105	L
				321 822 600 001	→		90	17.5	11.3	90	2200				S	CAN	C	E	D	L1	V	105	L
				321 823 600 001			90	20.0	11.3	90	2200			321 600 300 153	S	CAN	C	E	D	L1	V	105	R
		KIT		321 821 900 113		90	19.5	11.3	90	2200		included in the KIT			S	CAN	C	E	D	L1	V	105	L
		KIT		321 823 900 113		90	22.0	11.3	90	2200						S	CAN	C	E	D	L1	V	105
VW Passat Saloon B7 inc. Alltrack, Bluemotion R-Line = visible cut for right-hand-drive vehicles	10/10-11/14	KIT		321 823 900 153		90	22.0	11.3	90	2200		included in the KIT			S	CAN	C	E	D	L1	V	105	R
VW Passat Saloon B7 R-Line = visible cut	10/10-11/14	KIT		321 824 600 001		90	23.0	11.3	95	2200		included in the KIT			S	CAN	C	E	D	L1	V	90	L
VW Passat Saloon B7 inc. Bluemotion for right-hand-drive vehicles	10/10-11/14	KIT		321 821 900 153		90	17.5	11.3	90	2200		included in the KIT			S	CAN	C	E	D	L1	V	105	R
VW Passat Saloon B8	11/14-			321 862 600 001		90	15.6	11.5	100	2200		305 408 300 107	-10/15	S	CAN	C	E	--	--	V	90	B	
				321 863 600 001	→		90	15.9	11.5	100	2200		305 408 300 113	-10/15	S	CAN	C	E	D	L	V	90	B
				317 141 600 001			90	15.9	11.5	100	2200		321 863 300 107	11/15-	--	CAN	C1	E	--	--	V	60	L
												321 863 300 113	11/15-	--	CAN	C1	E	D	L1	V	60	L	

















VW Passat Saloon B8	11/14-10/15	KIT		321 862 900 113			90	18.0	11.5	100	2200	included in the KIT	-10/15	S	CAN	C	E	D	L	V	90	B			
		KIT		321 863 900 113		90	19.0	11.5	100	2200															
VW Passat Saloon B8	11/15-	KIT		321 851 900 113			90	18.9	11.5	100	2200	included in the KIT	11/15-	--	CAN	C1	E	D	L1	V	60	L			
		KIT		321 852 900 113		90	18.6	11.5	100	2200															
VW Passat Estate B7 inc. Bluemotion for right-hand-drive vehicles		KIT		321 821 900 153			90	17.5	11.3	90	2200	included in the KIT		S	CAN	C	E	D	L1	V	105	R			
VW Passat Estate Synco - 4-Motion and Passat W8 from 11/00: To guarantee an optimal fit of the bumper it is necessary to mount a bumper reinforcement, please order from VW-dealer, order no. 3B9 807 251A Support for detachable towball in spare wheel: 3B0 804 993A	10/96-09/05			321 508 600 001			90	21.0	11.3	85	2200	321 512 300 107		-10/00	S	FRE	--	E	--	--	V	60	B		
													321 512 300 113		-10/00	S	FRE	--	E	D1	L1	V	60	B	
														321 520 300 107		11/00-	S	FRE	--	E	--	--	V	60	L
														321 520 300 113		11/00-	S	FRE	--	E	D1	L1	V	60	L
VW Passat Estate Synco - 4-Motion and Passat W8 Variant from 11/00: To guarantee an optimal fit of the bumper it is necessary to mount a bumper reinforcement, please order from VW-dealer, order no. 3B9 807 251A	10/96-09/05			321 637 600 001			90	23.6	11.3	85	2200	321 512 300 107		-10/00	S	FRE	--	E	--	--	V	60	B		
													321 512 300 113		-10/00	S	FRE	--	E	D1	L1	V	60	B	
														321 520 300 107		11/00-	S	FRE	--	E	--	--	V	60	L
														321 520 300 113		11/00-	S	FRE	--	E	D1	L1	V	60	L
VW Passat Estate front wheel drive exc. 4-Motion from 11/00: To guarantee an optimal fit of the bumper it is necessary to mount a bumper reinforcement, please order from VW-dealer, order no. 3B9 807 251A Support for detachable towball in spare wheel: 3B0 804 993A	04/97-09/05			321 505 600 001			90	20.8	10.3	85	1800	321 512 300 107		-10/00	S	FRE	--	E	--	--	V	60	B		
													321 512 300 113		-10/00	S	FRE	--	E	D1	L1	V	60	B	
														321 520 300 107		11/00-	S	FRE	--	E	--	--	V	60	L
														321 520 300 113		11/00-	S	FRE	--	E	D1	L1	V	60	L

Volkswagen

























VW Passat Estate front wheel drive exc. 4-Motion	04/97-09/05		321 874 600 001		120	17.0	10.5	85	2000	321 512 300 107 →	-10/00	S	FRE	--	E	--	--	V	60	B	
					321 512 300 113	-10/00	S	FRE	--		E	D1	L1	V	60	B					
					321 520 300 107	11/00-	S	FRE	--		E	--	--	V	60	L					
					321 520 300 113	11/00-	S	FRE	--		E	D1	L1	V	60	L					
VW Passat Estate front wheel drive exc. 4-Motion from 11/00: To guarantee an optimal fit of the bumper it is necessary to mount a bumper reinforcement, please order from VW-dealer, order no. 3B9 807 251A Support for detachable towball in spare wheel: 3B0 804 993A	11/00-09/05	KIT			90	24.0	10.3	85	2000	included in the KIT	11/00-	S	FRE	--	E	D1	L1	V	60	L	
VW Passat Estate front wheel drive exc. 4-Motion	11/00-09/05	KIT			120	25.0	10.0	85	2000	included in the KIT	11/00-	S	FRE	--	E	D1	L1	V	60	L	
VW Passat Estate inc. 4-Motion, inc. R36 08/05-: To guarantee an optimal fit of the bumper order bumper reinforcement from VW-dealer order no. 3C9 807 251 A.	09/05-10/10		321 544 600 001		90	16.0	11.3	90	2200	321 600 300 107		S	CAN	C	E	--	--	V	105	L	
						321 546 600 001		90	17.5		11.3	90	2200	321 600 300 113	S	CAN	C	E	D	L1	V
		KIT		321 544 900 113		90	18.0	12.3	90	2200	included in the KIT		S	CAN	C	E	D	L1	V	105	L
		KIT		321 546 900 113		90	21.0	11.3	90	2200			S	CAN	C	E	D	L1	V	105	L
VW Passat Estate inc. 4-Motion, inc. R36 08/05-: To guarantee an optimal fit of the bumper order bumper reinforcement from VW-dealer order no. 3C9 807 251 A. for right-hand-drive vehicles	09/05-10/10	KIT			90	21.0	11.3	90	2200	included in the KIT		S	CAN	C	E	D	L1	V	105	R	
VW Passat Estate B7 exc. Alltrack R-Line = visible cut for right-hand-drive vehicles	10/10-	KIT			90	23.0	11.3	95	2200	included in the KIT		S	CAN	C	E	D	L1	V	90	R	

























VW Passat Estate B7 exc. Alltrack R-Line = visible cut	10/10-	KIT		321 824 600 001		90	23.0	11.3	95	2200		included in the KIT			S	CAN	C	E	D	L1	V	90	L
VW Passat Estate B7 inc. Alltrack R-Line = visible cut	10/10-11/14			321 821 600 001		90	17.5	11.3	90	2200		321 600 300 107 321 600 300 113 321 600 300 153			S	CAN	C	E	--	--	V	105	L
				321 822 600 001	→ 	90	17.5	11.3	90	2200			S	CAN	C	E	D	L1	V	105	L		
				321 823 600 001		90	20.0	11.3	90	2200			S	CAN	C	E	D	L1	V	105	R		
		KIT		321 821 900 113		90	19.5	11.3	90	2200		included in the KIT			S	CAN	C	E	D	L1	V	105	L
		KIT		321 823 900 113		90	22.0	11.3	90	2200						S	CAN	C	E	D	L1	V	105
VW Passat Estate B7 inc. Alltrack, Bluemotion R-Line = visible cut for right-hand-drive vehicles	10/10-11/14	KIT		321 823 900 153		90	22.0	11.3	90	2200		included in the KIT			S	CAN	C	E	D	L1	V	105	R
VW Passat Estate B8 inc. Alltrack To guarantee an optimal fit of the bumper order bumper reinforcement from VW-dealer order no. 369807863B.	11/14-			321 862 600 001		90	15.6	11.5	100	2200		305 408 300 107 305 408 300 113 321 863 300 107 321 863 300 113	-10/15	S	CAN	C	E	--	--	V	90	B	
				321 863 600 001	→ 	90	15.9	11.5	100	2200			-10/15	S	CAN	C	E	D	L	V	90	B	
				321 863 600 001		90	15.9	11.5	100	2200			11/15-	--	CAN	C1	E	--	--	V	60	L	
				321 863 600 001		90	15.9	11.5	100	2200			11/15-	--	CAN	C1	E	D	L1	V	60	L	
VW Passat Estate B8 inc. Alltrack To guarantee an optimal fit of the bumper order bumper reinforcement from VW-dealer order no. 369807863B.	11/14-			317 141 600 001		90	15.9	11.5	100	2200		321 863 300 107 321 863 300 113	11/15-	--	CAN	C1	E	--	--	V	60	L	
				317 141 600 001		90	15.9	11.5	100	2200			11/15-	--	CAN	C1	E	D	L1	V	60	L	
VW Passat Estate B8 inc. Alltrack To guarantee an optimal fit of the bumper order bumper reinforcement from VW-dealer order no. 369807863B.	11/14-10/15	KIT		321 862 900 113		90	18.0	11.5	100	2200		included in the KIT	-10/15	S	CAN	C	E	D	L	V	90	B	
		KIT		321 863 900 113	→ 	90	19.0	11.5	100	2200													

Volkswagen














VW Passat Estate B8 inc. Alltrack To guarantee an optimal fit of the bumper order bumper reinforcement from VW-dealer order no. 369807863B.	11/15-	KIT		321 851 900 113		90	18.9	11.5	100	2200	included in the KIT	11/15-	--	CAN	C1	E	D	L1	V	60	L		
		KIT		321 852 900 113		90	18.6	11.5	100	2200													
VW Phaeton Please order from VW dealer: Spoiler V6 Petrol + V 8: 3D5 807 434 F Spoiler V6 Diesel + V10: 3D5 807 434 H Spoiler: V12: 3D5 807 434 G cover for bumper: 3D5 807 397 A V7S clip (2x): 6Q0 807 180 bracket to mount towball in the boot consisting of: bracket: 3D5 863 503 holder for towball: 3D5 804 969 A fittings: 3D5 807 996 cover right: 3D5 868 886 A	05/02-01/16			321 525 600 001		90	26.0	13.6	100	2500	321 495 300 113	11/08-	S	CAN	C	E	D	L1	H	60	L		
VW Polo inc. R-Line If desired for optical reasons, it is possible to get the complete bumper inc. cover at VW dealers. extension for socket holder necessary, order no. 921740650010	06/09-			321 832 600 001		120	14.5	7.0	50	1200	321 527 300 107	-04/14	S	CAN	C	E	--	--	V	105	L		
				321 878 600 001		120	16.5	7.0	50	1200	321 527 300 113	-04/14	S	CAN	C	E	D1	L1	V	105	L		
											321 527 300 143		S									R	
												321 529 300 107	04/14-	S	CAN	C	E	--	--	V			
												321 529 300 113	04/14-	S	CAN	C	E	D	L	V			
										321 529 300 143	04/14-	S	CAN	C	E	D1	L1	V				R	
VW Polo inc. R-Line If desired for optical reasons, it is possible to get the complete bumper inc. cover at VW dealers. extension for socket holder necessary, order no. 921740650010	06/09-04/14	KIT		321 741 900 113		120	17.0	7.0	85	1200	included in the KIT	-04/14	S	CAN	C	E	D1	L1	V	105	L		
VW Polo inc. R-Line	06/09-04/14	KIT		321 741 900 143		120	17.0	7.0	85	1200	321 527 300 143		S									R	
VW Polo inc. R-Line If desired for optical reasons, it is possible to get the complete bumper inc. cover at VW dealers. extension for socket holder necessary, order no. 921740650010	06/09-04/14	KIT		321 748 900 113		120	18.5	7.0	85	1200	included in the KIT	-04/14	S	CAN	C	E	D1	L1	V	105	L		

















Volkswagen

VW Polo Bluemotion Please check if there is a towing capacity in the car documents.	04/14-	KIT		321 832 900 113		120	16.5	7.0	50	1200		included in the KIT	04/14-	S	CAN	C	E	D	L	V		
VW Polo Bluemotion Please order separately extension for socket holder, order no. 921740650001. Please check if there is a towing capacity in the car documents.	04/14-	KIT		321 878 900 113		120	18.5	7.0	50	1200		included in the KIT	-04/14	S	CAN	C	E	D1	L1	V	105	L
VW Polo Cross Please order cover for bumper cutout at VW dealers.	02/06-06/09			321 523 600 001		90	16.0	7.0	50	1200		321 524 300 113		S	C2	C	E	D1	L1	H	45	B
		KIT		321 523 900 113		90	18.0	7.0	50	1200		included in the KIT		S	C2	C	E	D1	L1	H	45	B
VW Polo Cross	02/06-06/09			321 607 600 001		75	16.0	7.0	50	1200		321 524 300 107		S	C2	C	E	--	--	H	45	B
		KIT		321 607 900 113		75	18.0	7.0	50	1200		321 524 300 113		S	C2	C	E	D1	L1	H	45	B
VW Polo Cross	06/09-04/14			321 832 600 001		120	14.5	7.0	50	1200		321 527 300 107	-04/14	S	CAN	C	E	--	--	V	105	L
		KIT		321 741 900 113		120	17.0	7.0	85	1200		321 527 300 113	-04/14	S	CAN	C	E	D1	L1	V	105	L
VW Polo Cross Please order spoiler at VW dealers.	06/09-04/14			321 878 600 001		120	16.5	7.0	50	1200		321 527 300 107	-04/14	S	CAN	C	E	--	--	V	105	L
		KIT		321 748 900 113		120	18.5	7.0	85	1200		321 527 300 113	-04/14	S	CAN	C	E	D1	L1	V	105	L
		KIT		321 748 900 143		120	18.5	7.0	85	1200		321 527 300 143		S								R
		KIT										included in the KIT	-04/14	S	CAN	C	E	D1	L1	V	105	L















VW Polo Fun It is possible to receive a permission for the assembly of a towbar from VW.	04-09			321 607 600 001		75	16.0	7.0	50	1200		321 524 300 113			S	C2	C	E	D1	L1	H	45	B
				321 523 600 001		90	16.0	7.0	50	1200													
	KIT		321 607 900 113		75	18.0	7.0	50	1200		included in the KIT			S	C2	C	E	D1	L1	H	45	B	
	KIT		321 523 900 113		90	18.0	7.0	50	1200														
VW Polo Gti	06/09-04/14			321 832 600 001		120	14.5	7.0	50	1200		321 527 300 107	-04/14	S	CAN	C	E	--	--	V	105	L	
												321 527 300 113	-04/14	S	CAN	C	E	D1	L1	V	105	L	
												321 527 300 143		S									R
	KIT		321 741 900 113		120	17.0	7.0	85	1200		included in the KIT			S	CAN	C	E	D1	L1	V	105	L	
KIT		321 741 900 143		120	17.0	7.0	85	1200						S	CAN	C	E	D1	L1	V	105	L	
VW Polo Gti Please order cover for bumper cutout at VW dealers.	06/09-04/14			321 878 600 001		120	16.5	7.0	50	1200		321 527 300 107	-04/14	S	CAN	C	E	--	--	V	105	L	
												321 527 300 113	-04/14	S	CAN	C	E	D1	L1	V	105	L	
												321 527 300 143		S									R
	KIT		321 748 900 113		120	18.5	7.0	85	1200		included in the KIT			S	CAN	C	E	D1	L1	V	105	L	
KIT		321 748 900 143		120	18.5	7.0	85	1200						S	CAN	C	E	D1	L1	V	105	L	
VW Polo Gti	04/14-	KIT		321 832 900 113		120	16.5	7.0	50	1200		included in the KIT		04/14-	S	CAN	C	E	D	L	V		
VW Polo Gti Please order cover for bumper cutout at VW dealers.	04/14-	KIT		321 878 900 113		120	18.5	7.0	50	1200		included in the KIT		04/14-	S	CAN	C	E	D	L	V		













Volkswagen

VW Polo Hatchback for Polo Fun with permission for the assembly of a towbar by VW exc. GTi / 150 HP inc. facelift from 05/05, Blue Motion Please order the following parts for the bumper cover at VW dealer's: 1 spoiler 6Q6 807 433 B41 1 cover 6Q6 807 397 B41 2 bolt 6Q6 807 643 2 spring cotters 6Q6 807 180 2 washers 6N0 129 355	11/01-09			321 523 600 001		90	16.0	7.0	50	1200		321 523 300 107	-05/05	S	C2	C	E	--	--	H	45	B
												321 523 300 113	-05/05	S	C2	C	E	D1	L1	H	45	B
													321 524 300 113	05/05-	S	C2	C	E	D1	L1	H	45
VW Polo Hatchback for Polo Fun with permission for the assembly of a towbar by VW , exc. GTi / 150 HP, inc. facelift from 05/05, inc. Blue Motion (a different cutout is necessary)	11/01-09			321 607 600 001		75	16.0	7.0	50	1200		321 523 300 107	-05/05	S	C2	C	E	--	--	H	45	B
												321 523 300 113	-05/05	S	C2	C	E	D1	L1	H	45	B
													321 524 300 113	05/05-	S	C2	C	E	D1	L1	H	45
VW Polo Hatchback for Polo Fun with permission for the assembly of a towbar by VW exc. GTi / 150 HP inc. facelift from 05/05, Blue Motion Please order the following parts for the bumper cover at VW dealer's: 1 spoiler 6Q6 807 433 B41 1 cover 6Q6 807 397 B41 2 bolt 6Q6 807 643 2 spring cotters 6Q6 807 180 2 washers 6N0 129 355	05/05-09	KIT		321 523 900 113		90	18.0	7.0	50	1200		included in the KIT	05/05-	S	C2	C	E	D1	L1	H	45	B
VW Polo Hatchback for Polo Fun with permission for the assembly of a towbar by VW , exc. GTi / 150 HP, inc. facelift from 05/05, inc. Blue Motion (a different cutout is necessary)	05/05-09	KIT		321 607 900 113		75	18.0	7.0	50	1200		included in the KIT	05/05-	S	C2	C	E	D1	L1	H	45	B
VW Sharan Please order also bumper bracket (no. 321330616001).	95-05/00			321 329 600 001	 	120	17.0	12.2	85	2400		321 458 300 107		S	FRE	--	E	--	--	H	60	B
												321 458 300 113		S	FRE	--	E	D1	L1	H	60	B
VW Sharan thermal-insulation plate inc. inc. 4WD bumper bracket is not necessary. 4-Motion: Please check the operating instructions of the vehicle before fitting the towbar.	05/00-08/10			321 665 600 001		90	24.0	12.5	100	2500		321 458 300 107		S	FRE	--	E	--	--	H	60	B
													321 458 300 113		S	FRE	--	E	D1	L1	H	60
		KIT		321 665 900 113			90	26.0	12.5	100	2500		included in the KIT		S	FRE	--	E	D1	L1	H	60













VW Sharan thermal-insulation plate inc. inc. 4WD bumper bracket is not necessary 4-Motion: Please check the operating instructions of the vehicle before fitting the towbar. Vehicles with "tyre-fit-system": Please order support for towball at VW dealers, order no. 7M3 803 994 B	05/00-08/10			321 775 600 001			90	26.0	12.5	100	2500		321 458 300 107			S	FRE	--	E	--	--	H	60	B
		KIT		321 775 900 113			90	28.0	12.5	100	2500		included in the KIT			S	FRE	--	E	D1	L1	H	60	B
VW Sharan	09/10-			321 698 600 001			22.0	12.3	100	2500		321 600 300 107			S	CAN	C	E	--	--	V	105	L	
		KIT		321 698 900 113			24.0	12.3	100	2500		included in the KIT			S	CAN	C	E	D	L1	V	105	L	
VW Sharan Please order separately Spoiler and cover for bumper cutout at VW dealer's.	09/10-			321 700 600 001			22.0	12.3	100	2500		321 600 300 107			S	CAN	C	E	--	--	V	105	L	
		KIT		321 700 900 113			24.0	12.3	100	2500		included in the KIT			S	CAN	C	E	D	L1	V	105	L	
VW Sharan Please order separately Spoiler and cover for bumper cutout at VW dealer's. for right-hand-drive vehicles	09/10-	KIT		321 700 900 153			24.0	12.3	100	2500		included in the KIT			S	CAN	C	E	D	L1	V	105	R	
VW Tiguan for right-hand-drive vehicles	11/07-	KIT		321 727 900 153		90	21.0	12.0	140	2500		included in the KIT			S	CAN	C	E	D	L1	V	105	R	
		KIT		321 728 900 153		90	23.0	12.0	140	2500														




Volkswagen

VW Tiguan	11/07-04/15			305 421 600 001		90	19.0	12.6	100	2500		321 600 300 107			S	CAN	C	E	--	--	V	105	L
				305 423 600 001		90	21.0	12.6	100	2500		321 600 300 113			S	CAN	C	E	D	L1	V	105	L
	KIT			321 727 900 113		90	21.0	12.0	100	2500		included in the KIT			S	CAN	C	E	D	L1	V	105	L
		KIT			321 728 900 113		90	23.0	12.0	100	2500					S	CAN	C	E	D	L1	V	105
VW Touareg inc. models 04/10- exc. vehicles with spare wheel on tailgate To guarantee an optimal appearance of the vehicle it is necessary to order the rear lower spoiler and the cover (depending on the equipment of the vehicle) separately from the VW dealer (see original VW catalogue ETKA, table 806-50). For vehicles -04/10 please order separately foam support at VW dealers.	11/02-			321 735 600 001		150	33.5	16.4	140	3500		321 500 300 113	-04/10	S	CAN	--	E	D	L1	H	45	B	
				321 736 600 001		150	34.0	16.4	140	3500		321 765 300 107	04/10-08/14 exc. vehicles with ACC / distance control	S	CAN	C	E	D	L1	V	180	B	
												321 765 300 113	04/10-08/14 exc. vehicles with ACC / distance control	S	CAN	C	E	D	L1	V	180	B	
												321 766 300 113	08/14-	S	CAN	C	E	D	L	H			
VW Touareg inc. models 04/10- exc. vehicles with spare wheel on tailgate To guarantee an optimal appearance of the vehicle it is necessary to order the rear lower spoiler and the cover (depending on the equipment of the vehicle) separately from the VW dealer (see original VW catalogue ETKA, table 806-50). For vehicles -04/10 please order separately foam support at VW dealers.	11/02-04/10	KIT		321 500 900 113		150	36.0	16.4	140	3500		included in the KIT	-04/10	S	CAN	--	E	D	L1	H	45	B	


VW Touareg inc. models 04/10- exc. vehicles with spare wheel on tailgate To guarantee an optimal appearance of the vehicle it is necessary to order the rear lower spoiler and the cover (depending on the equipment of the vehicle) separately from the VW dealer (see original VW catalogue ETKA, table 806-50). For vehicles -04/10 please order separately foam support at VW dealers.	04/10-08/14	KIT		321 736 900 113		150	36.0	16.4	140	3500		included in the KIT		04/10-08/14 exc. vehicles with ACC / distance control	S	CAN	C	E	D	L1	V	180	B
VW Touareg inc. models 04/10- exc. vehicles with spare wheel on tailgate To guarantee an optimal appearance of the vehicle it is necessary to order the rear lower spoiler and the cover (depending on the equipment of the vehicle) separately from the VW dealer (see original VW catalogue ETKA, table 806-50). For vehicles -04/10 please order separately foam support at VW dealers.	08/14-	KIT		321 766 900 113			36.0	16.4	140	3500		included in the KIT		08/14-	S	CAN	C	E	D	L	H		B
VW Touran inc. Cross-Touran 08/10-: Please order separately cover for bumper cutout at VW dealer's. for right-hand-drive vehicles	03/03-	KIT		321 838 900 153		90	22.0	9.9	75	1800		included in the KIT			S	CAN	C	E	D	L1	V	105	R
VW Touran inc. Cross-Touran	03/03-	KIT		321 536 900 153		90	21.5	9.9	75	1800		included in the KIT			S	CAN	C	E	D	L1	V	105	R
VW Touran inc. Cross-Touran	03/03-09/15			321 536 600 001		90	19.5	9.9	75	1800		321 600 300 107 321 600 300 113 321 600 300 153			S	CAN	C	E	--	--	V	105	L
		KIT		321 536 900 113		90	21.5	9.9	75	1800		included in the KIT			S	CAN	C	E	D	L1	V	105	L


Volkswagen

VW Touran inc. Cross-Touran 08/10-: Please order separately cover for bumper cutout at VW dealer's.	03/03-09/15		321 838 600 001		90	20.0	9.9	75	1800		321 600 300 107			S	CAN	C	E	--	--	V	105	L		
												321 600 300 113			S	CAN	C	E	D	L1	V	105	L	
											321 600 300 153			S	CAN	C	E	D	L1	V	105	R		
		KIT		321 838 900 113		90	22.0	9.9	75	1800		included in the KIT			S	CAN	C	E	D	L1	V	105	L	
VW Touran	09/15-		321 814 600 001					10.8	80	2100		321 863 300 107			--	CAN	C1	E	--	--	V	60	L	
			321 815 600 001					10.8	80	2100		321 863 300 113			--	CAN	C1	E	D	L1	V	60	L	
		KIT		321 814 900 113					10.8	80	2100		included in the KIT			--	CAN	C1	E	D	L1	V	60	L
		KIT		321 815 900 113					10.8	80	2100						--	CAN	C1	E	D	L1	V	60
VW Transporter T4 Van inc. Syncro	09/90-01/96		321 358 600 001		90	16.5	13.4	100	2600		321 315 300 107	-08/98		S	C2	--	E1	--	--	H	30	L		
											321 315 300 113	-08/98		S	C2	--	E1	D1	L1	H	30	L		
VW Transporter T4 Van inc. Syncro and Caravelle	01/96-07/03		321 391 600 001		90	20.2	13.4	105	2600		321 315 300 107	-08/98		S	C2	--	E1	--	--	H	30	L		
											321 315 300 113	-08/98		S	C2	--	E1	D1	L1	H	30	L		
												321 316 300 107	→ 09/98-		S	C2	--	E1	--	--	H	30	L	
												321 316 300 113	→ 09/98-		S	C2	--	E1	D1	L1	H	30	L	
												321 318 300 113	09/98-		S	C2	--	--	D1	--		45	B	
VW Transporter T4 Van inc. Syncro and Caravelle bracket for towball: 921405631005	01/96-07/03		321 405 600 001		90	21.0	13.4	100	2600		321 315 300 107	-08/98		S	C2	--	E1	--	--	H	30	L		
											321 315 300 113	-08/98		S	C2	--	E1	D1	L1	H	30	L		
												321 316 300 107	→ 09/98-		S	C2	--	E1	--	--	H	30	L	
												321 316 300 113	→ 09/98-		S	C2	--	E1	D1	L1	H	30	L	
												321 318 300 113	09/98-		S	C2	--	--	D1	--		45	B	





VW Transporter T4 Van inc. Syncro and Caravelle	09/98-07/03	KIT		321 391 900 113		90	22.2	13.4	105	2600		included in the KIT	09/98-	S	C2	--	--	D1	--		45	B
VW Transporter T4 Chassis Cab inc. Syncro	09/90-03			321 316 600 001		90	26.4	13.7	105	2600		300 052 300 107	09/98-	--	FRE	--	E1	--	--	V		B
												300 052 300 113	09/98-	--	FRE	--	E1	D1	--	V		B
												300 060 300 107	-08/98	--	C2	--	E1	--	--	H	45	B
												300 060 300 113	-08/98	--	C2	--	E1	D1	L1	H	45	B
VW Transporter T4 Chassis Cab low-load flatbed, inc. Syncro	09/90-03			321 317 600 001	→	90	26.5	13.7	105	2600		300 052 300 107	09/98-	--	FRE	--	E1	--	--	V		B
												300 052 300 113	09/98-	--	FRE	--	E1	D1	--	V		B
												300 060 300 107	-08/98	--	C2	--	E1	--	--	H	45	B
												300 060 300 113	-08/98	--	C2	--	E1	D1	L1	H	45	B



Volkswagen

VW Transporter T5 Van inc. 4 Motion, exc. Rockton To guarantee an optimal fit of the bumper it is necessary to mount 2 foam carriers, please order from VW-dealer, order no. 7H0 807 252 A Van (without back side windows) 10/09-: To guarantee an optimal fit of the bumper it is necessary to mount: 1 x plastic rail 7H0 807 723 8 x gasket 357 853 586 B 8 x clip 701 867 299	03-		321 650 600 001	115	18.0	14.0	100	2800	321 025 300 113	additional cable for continuous plus (Please order additionally.)	--	--	--	E1	D	L	V		L
			321 681 600 001	120	17.5	14.0	100	2800	321 451 300 100	additional wire trailer stability system It is possible to activate trailer stability system starting from the following chassis numbers: WV2ZZZ7HZ5X0139 and WV2ZZZ7HZ5H0597	S	--	--	E	--	--	V	60	B
			321 451 300 107	-10/09	S	C2	C	E	--	--	H	45	L						
			321 451 300 113	-10/09	S	C2	C	E	D1	L1	H	45	L						
			321 451 300 147	-10/09	S	C2	C	E1	--	--	H	45	R						
			321 453 300 107	-10/09	S	C2	C	E1	--	--	H	45	L						
			321 454 300 107	10/09-	S	CAN	C	E	--	--	V	180	L						
			321 454 300 113	10/09-	S	CAN	C	E	D	L1	V	180	L						
			321 455 300 001	10/09- extension kit for vehicles without fuse box under the drivers seat	S					D		V	60	B					
			321 650 300 113	07/11-05/12 for vehicles with preparation	S	CAN	--	E	D	L1	H	30	B						
321 652 300 113	05/12- for vehicles with preparation	S	CAN	--	E	D	L1	H	30	B									


VW Transporter T5 Van inc. 4 Motion, exc. Rockton To guarantee an optimal fit of the bumper it is necessary to mount 2 foam carriers, please order from VW-dealer, order no. 7H0 807 252 A Van (without back side windows) 10/09-: To guarantee an optimal fit of the bumper it is necessary to mount: 1 x plastic rail 7H0 807 723 8 x gasket 357 853 586 B 8 x clip 701 867 299	03-		321 651 600 001			120	20.0	14.0	100	2800		321 025 300 113	additional cable for continuous plus (Please order additionally.)	--	--	--	E1	D	L	V		L
												321 451 300 100	additional wire trailer stability system It is possible to activate trailer stability system starting from the following chassis numbers: WV2ZZZ7HZ5X0139 and WV2ZZZ7HZ5H0597	S	--	--	E	--	--	V	60	B
												321 451 300 107	-10/09	S	C2	C	E	--	--	H	45	L
												321 451 300 113	-10/09	S	C2	C	E	D1	L1	H	45	L
												321 451 300 147	-10/09	S	C2	C	E1	--	--	H	45	R
												321 453 300 107	-10/09	S	C2	C	E1	--	--	H	45	L
												321 454 300 107	10/09-	S	CAN	C	E	--	--	V	180	L
												321 454 300 113	10/09-	S	CAN	C	E	D	L1	V	180	L
												321 455 300 001	10/09- extension kit for vehicles without fuse box under the drivers seat	S					D	V	60	B
												321 650 300 113	07/11-05/12 for vehicles with preparation	S	CAN	--	E	D	L1	H	30	B
321 652 300 113	05/12- for vehicles with preparation	S	CAN	--	E	D	L1	H	30	B												





Volkswagen

VW Transporter T5 Van inc. 4-Motion To guarantee an optimal fit of the bumper it is necessary to mount a foam support, VW no. 7H0 807 252 A. Please order from VW dealer. Please order also from VW dealer: bracket for towball: 7H0 804 897 A tensioning belt: 7H0 867 749	03-10/09	KIT KIT	 	321 792 900 113 321 717 900 113			115	21.5	14.0	100	2800		321 025 300 113 321 451 300 100 included in the KIT	additional cable for continuous plus (Please order additionally.) additional wire trailer stability system It is possible to activate trailer stability system starting from the following chassis numbers: WV2ZZZ7HZ5X0139 and WV2ZZZ7HZ5H0597	--	--	--	E1	D	L	V		L
															S	--	--	E	--	--	V	60	B
															S	C2	C	E	D1	L1	H	45	L
VW Transporter T5 Van inc. 4 Motion, exc. Rockton To guarantee an optimal fit of the bumper it is necessary to mount 2 foam carriers, please order from VW-dealer, order no. 7H0 807 252 A Van (without back side windows) 10/09-: To guarantee an optimal fit of the bumper it is necessary to mount: 1 x plastic rail 7H0 807 723 8 x gasket 357 853 586 B 8 x clip 701 867 299	10/09-	KIT		321 650 900 113			115	22.5	14.0	100	2800		321 025 300 113 included in the KIT 321 455 300 001	additional cable for continuous plus (Please order additionally.) 10/09- 10/09-extension kit for vehicles without fuse box under the drivers seat	--	--	--	E1	D	L	V		L
															S	CAN	C	E	D	L1	V	180	L
															S				D		V	60	B
VW Transporter T5 Van inc. 4 Motion To guarantee an optimal fit of the bumper it is necessary to mount 2 foam carriers, please order from VW-dealer, order no. 7H0 807 252 A Van (without back side windows) 10/09-: To guarantee an optimal fit of the bumper it is necessary to mount: 1 x plastic rail 7H0 807 723 8 x gasket 357 853 586 B 8 x clip 701 867 299	10/09-	KIT		321 651 900 113			120	20.0	14.0	100	2800		321 025 300 113 included in the KIT 321 455 300 001	additional cable for continuous plus (Please order additionally.) 10/09- 10/09-extension kit for vehicles without fuse box under the drivers seat	--	--	--	E1	D	L	V		L
															S	CAN	C	E	D	L1	V	180	L
															S				D		V	60	B




VW Transporter T5 Chassis Cab high-load flatbed	03-		321 538 600 001			90	26.4	13.8	105	2500	321 452 300 107	-10/09	S	C2	C	E1	--	--	H	45	L
											321 452 300 113	-10/09	S	C2	C	E1	--	--	H	45	L
											321 454 300 107	10/09-	S	CAN	C	E	--	--	V	180	L
											321 454 300 113	10/09-	S	CAN	C	E	D	L1	V	180	L
											321 455 300 001	10/09-extension kit for vehicles without fuse box under the driver's seat	S				D		V	60	B
											321 651 300 113	07/11-05/12 for vehicles with preparation	S	CAN	--	E	D	--	H	15	B
											321 653 300 113	05/12- for vehicles with preparation	S	CAN	C	E	D	L			B
VW Transporter T5 Chassis Cab low-load flatbed	03-		321 601 600 001			90	26.4	13.8	100	2500	321 452 300 107	-10/09	S	C2	C	E1	--	--	H	45	L
											321 452 300 113	-10/09	S	C2	C	E1	--	--	H	45	L
											321 454 300 107	10/09-	S	CAN	C	E	--	--	V	180	L
											321 454 300 113	10/09-	S	CAN	C	E	D	L1	V	180	L
											321 455 300 001	10/09-extension kit for vehicles without fuse box under the driver's seat	S				D		V	60	B
											321 651 300 113	07/11-05/12 for vehicles with preparation	S	CAN	--	E	D	--	H	15	B
											321 653 300 113	05/12- for vehicles with preparation	S	CAN	C	E	D	L			B























Volkswagen

VW Transporter T5 Chassis Cab towball 329076600001 inc. swap system or automatic bolt coupling permitted	03-		321 739 600 001				>60	28.0	13.7	100	2500		321 452 300 107	-10/09	S	C2	C	E1	--	--	H	45	L
													321 452 300 113	-10/09	S	C2	C	E1	--	--	H	45	L
													321 454 300 107	10/09-	S	CAN	C	E	--	--	V	180	L
													321 454 300 113	10/09-	S	CAN	C	E	D	L1	V	180	L
													321 455 300 001	10/09-extension kit for vehicles without fuse box under the driver's seat	S				D		V	60	B
													321 651 300 113	07/11-05/12 for vehicles with preparation	S	CAN	--	E	D	--	H	15	B
													321 653 300 113	05/12- for vehicles with preparation	S	CAN	C	E	D	L			B

























VW Transporter T6 Van	06/15-			321 650 600 001			115	18.0	14.0	100	2800		321 025 300 113	additional cable for continuous plus(Please order additionally.)	--	--	--	E1	D	L	V		L		
				321 681 600 001			120	17.5	14.0	100	2800			additional wire trailer stability systemIt is possible to activate trailer stability system starting from the following chassis numbers:WV2ZZZ7H and WV2ZZZ7HZ5H0597	S	--	--	E	--	--	V	60	B		
				321 651 600 001			120	20.0	14.0	100	2800		321 451 300 100		S	CAN	C	E	--	--	V	180	L		
													321 454 300 107		S	CAN	C	E	D	L1	V	180	L		
													321 454 300 113		S						D		V	60	B
													321 455 300 001	extension kit for vehicles without fuse box under the driver's seat	S						D		V	60	B
													321 652 300 113	for vehicles with preparation	S	CAN	--	E	D	L1	H	30	B		
			KIT		321 650 900 113			115	22.5	14.0	100	2800		321 025 300 113	additional cable for continuous plus(Please order additionally.)	--	--	--	E1	D	L	V		L	
			KIT		321 651 900 113			120	20.0	14.0	100	2800		321 451 300 100	additional wire trailer stability systemIt is possible to activate trailer stability system starting from the following chassis numbers:WV2ZZZ7H and WV2ZZZ7HZ5H0597	S	--	--	E	--	--	V	60	B	
														included in the KIT		S	CAN	C	E	D	L1	V	180	L	
											321 455 300 001	extension kit for vehicles without fuse box under the driver's seat	S						D		V	60	B		





























Volkswagen

















VW Transporter T6 Chassis Cab 	06/15-		321 538 600 001			90	26.4	13.8	105	2500		321 025 300 113	additional cable for continuous plus(Please order additionally.)	--	--	--	E1	D	L	V		L	
												321 451 300 100	additional wire trailer stability systemIt is possible to activate trailer stability system starting from the following chassis numbers:WV2ZZZ7H and WV2ZZZ7HZ5H0597	S	--	--	E	--	--	V	60	B	
												321 454 300 107		S	CAN	C	E	--	--	V	180	L	
												321 454 300 113		S	CAN	C	E	D	L1	V	180	L	
												321 455 300 001	extension kit for vehicles without fuse box under the driver's seat	S					D		V	60	B
												321 653 300 113	for vehicles with preparation	S	CAN	C	E	D	L				B
VW Up This towbar can only be used in combination with load carriers/ cycle carriers! This vehicle is not homologated for towing trailers.	01/11-		350 044 600 001			15.0		50				321 044 300 113		S	CAN		E	--	--	V	120	B	

Volvo C30	12/06-13			320 065 600 001		180	12.0	8.9	100	1600		320 240 300 107			S	CAN	--	E2	--	--	H	60	B
				320 066 600 001		180	14.5	8.9	100	1600		320 240 300 113			S	CAN	--	E2	D	L1	H	60	B
	KIT			320 065 900 113		180	14.0	8.9	100	1600		included in the KIT			S	CAN	--	E2	D	L1	H	60	B
		KIT			320 066 900 113		180	16.5	8.9	100	1600					S	CAN	--	E2	D	L1	H	60
Volvo S40 / V40	04/96-01/04			320 093 600 001			21.0	8.2	80	1500		300 072 300 107	-06/00	--	FRE	--	--	--	--	V		B	
											300 072 300 113	-06/00	--	FRE	--	--	D1	L1	V		B		
											300 210 300 107	07/00-	--	A	--	--	--	--	V	90	B		
											300 210 300 113	07/00-	--	A	--	E	D1	L1	V	90	B		
Volvo S40 / V50 exc. Sports, exc. R design	02/04-			320 059 600 001		40	9.7	8.9	100	1600		300 210 300 113		--	A	--	E	D1	L1	V	90	B	
				320 060 600 001		40	10.0	8.9	100	1600		320 058 300 113	→ -05/07 for S40	S	FRE	--	E2	D	L1	H	60	B	
											320 240 300 107	06/07- for S40/V50	S	CAN	--	E2	--	--	H	60	B		
											320 240 300 113	06/07- for S40/V50	S	CAN	--	E2	D	L1	H	60	B		
Volvo S40 / V50 exc. Sports, exc. R design	06/07-	KIT		320 059 900 113		40	11.7	8.9	100	1600		included in the KIT			S	CAN	--	E2	D	L1	H	60	B
		KIT		320 060 900 113		40	12.0	8.9	100	1600					S	CAN	--	E2	D	L1	H	60	B
Volvo S60 exc. S60R - 300HP	00-05/10			320 083 600 001		100	23.0	8.9	80	1600		300 210 300 113	10/04-	--	A	--	E	D1	L1	V	90	B	
				320 085 600 001		105	24.0	8.9	80	1600		320 049 300 113	-09/04	S	FRE	C	E	D	L	H	45	B	

Volvo











































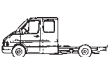
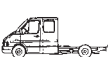

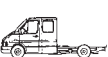







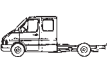
Volvo S60	06/10-		320 071 600 001		90	15.0	10.2	80	1800	320 543 300 107			S	CAN	--	E2	--	--	H	45	B	
				320 072 600 001		90	17.0	10.2	80	1800	320 543 300 113			S	CAN	--	E2	D1	L1	H	45	B
		KIT		320 071 900 113		90	17.0	10.2	80	1800	included in the KIT			S	CAN	--	E2	D1	L1	H	45	B
					320 072 900 113		90	19.0	10.2	80												
Volvo S80	98-07/06		320 050 600 001		150	25.0	10.3	100	2000	300 072 300 107	- 99	--	FRE	--	--	--	--	V		B		
										300 072 300 113	- 99	--	FRE	--	--	D1	L1	V		B		
											320 049 300 113	99-09/04	S	FRE	C	E	D	L	H	45	B	
Volvo S80 inc. AWD 98-12/03	98-07/06		320 091 600 001		100	21.0	10.3	80	2000	300 072 300 107	- 99	--	FRE	--	--	--	V		B			
										300 072 300 113	- 99	--	FRE	--	--	D1	L1	V		B		
											320 049 300 113	99-09/04	S	FRE	C	E	D	L	H	45	B	
Volvo S80 without height control	07/06-		320 113 600 001		40	18.0	10.6	90	2000	320 543 300 107			S	CAN	--	E2	--	--	H	45	B	
				320 114 600 001		>60	18.0	10.6	75	2000	320 543 300 113			S	CAN	--	E2	D1	L1	H	45	B
Volvo V40 inc. XC40 / V40 Cross Country exc. R-design	09/12-		320 107 600 001		90	15.0	8.7	75	1500	320 108 300 107			S	A	--	E2	--	--	H	60	B	
				320 108 600 001		90	18.0	8.7	75	1500	320 108 300 113			S	A	--	E2	D	L1	H	60	B
		KIT		320 107 900 113		90	17.0	8.7	75	1500	included in the KIT			S	A	--	E2	D	L1	H	60	B
					320 108 900 113		90	20.0	8.7	75												

Volvo V60	11/10-		320 071 600 001		90	15.0	10.2	80	1800	320 543 300 107			S	CAN	--	E2	--	--	H	45	B
			320 072 600 001		90	17.0	10.2	80	1800	320 543 300 113			S	CAN	--	E2	D1	L1	H	45	B
	KIT		320 071 900 113		90	17.0	10.2	80	1800	included in the KIT			S	CAN	--	E2	D1	L1	H	45	B
	KIT		320 072 900 113		90	19.0	10.2	80	1800				S	CAN	--	E2	D1	L1	H	45	B
Volvo V70 exc. 4 WD exc. height control	03/00-09/07		320 050 600 001		150	25.0	10.3	100	2000	320 049 300 113	-09/04	S	FRE	C	E	D	L	H	45	B	
										320 540 300 113	10/04-	S	FRE	--	E2	D	L1	H	45	B	
Volvo V70 inc. AWD exc. XC70	03/00-09/07		320 090 600 001		100	21.0	10.3	80	2000	320 049 300 113	-09/04	S	FRE	C	E	D	L	H	45	B	
										320 540 300 113	10/04-	S	FRE	--	E2	D	L1	H	45	B	
Volvo V70 without height control inc. AWD	09/07-		320 069 600 001		90	20.0	11.0	85	2100	320 543 300 107			S	CAN	--	E2	--	--	H	45	B
			320 075 600 001		60	22.0	11.0	85	2100	320 543 300 113			S	CAN	--	E2	D1	L1	H	45	B
	KIT		320 069 900 113		90	22.0	11.0	85	2100	included in the KIT			S	CAN	--	E2	D1	L1	H	45	B
	KIT		320 075 900 113		60	24.0	11.0	85	2100				S	CAN	--	E2	D1	L1	H	45	B
Volvo V70 with height control inc. AWD	09/07-		320 073 600 001		90	20.0	11.0	85	2100	320 543 300 107			S	CAN	--	E2	--	--	H	45	B
			320 076 600 001		60	24.0	11.0	85	2100	320 543 300 113			S	CAN	--	E2	D1	L1	H	45	B
	KIT		320 073 900 113		90	22.0	11.0	85	2100	included in the KIT			S	CAN	--	E2	D1	L1	H	45	B
	KIT		320 076 900 113		60	24.0	11.0	85	2100				S	CAN	--	E2	D1	L1	H	45	B

Volvo XC90	01/03-06/15			320 098 600 001		120	21.0	12.2	90	2250		320 049 300 113	-09/04	S	FRE	C	E	D	L	H	45	B	
				320 057 600 001		120	26.2	12.2	140	2250		320 780 300 113	09/04-	S	FRE	--	E2	D	L1	H	60	B	
Volvo XC90 KIT = towbar inc. electrical kit 13 pins	10/04-06/15	KIT		320 057 900 113		120	28.2	12.2	140	2250		included in the KIT	09/04-	S	FRE	--	E2	D	L1	H	60	B	
Volvo XC90	04/15-			320 101 600 001		60	22.0	13.4	140	2700		320 102 300 113											
				320 103 600 001		60	26.0	13.4	140	2700			S	A	--	E2	D	L1	H	90	B		
				320 102 600 001		60	24.0	13.4	140	2700													
			KIT		320 101 900 113		40	26.0	12.2	140	2250		included in the KIT										
			KIT		320 102 900 113		40	26.0	12.2	140	2250			S	A	--	E2	D	L1	H	90	B	

Towing brackets, couplings and special towbars

Mercedes-Benz Sprinter / Volkswagen LT 2

max. total weight	2,8t (2,95t)		3,5t			4,0t and 4,6t		6,0t	6,0t
wheelbase	3.000 mm	3.550 mm	3.000 mm	3.550 mm	4.025 mm	3.550 mm	4.025 mm	3.550 mm	4.025 mm
Van	1 	2 	1 	2 		2 			
Van with high top		2 		2 	2 	4 	8 		
Minibus	1 	2 	1 	2 					
Minibus with high top		2 		2 	2 				
Flatbed	3 	3 	3 	3 	3 	6 	5 	9 	9 
Flatbed with dual cab		3 		3 	3 	6 	5 	9 	9 
Chassis with cab	3 	3 	3 	3 	3 	6 	7 	9 	9 
Chassis with dual cab		3 		3 	3 	6 	5 	9 	9 
Tipper			3 	3 		6 			
Tipper with dual cab				3 		6 			

MB Sprinter / VW LT II 03/96-03/06

Ident-no.	towing capacity 2000 kg end of no.: ...600001	towing capacity 2800/3000 kg end of no.: ...600001	ball plate for 4 WD end of no.: ...600001
1	313087+329059	313152+329059	329042600001
2	313088+329059	313149+329059	329042600001
3	313118 (discontinued, repl. 313157) +329059 ball 40 mm deeper: 313118+329062	313153+329059 ball 40 mm deeper: 313153+329062	329042600001
4	313103 (discontinued, repl. 313154) +329062	repl.: 313154+329062	329042600001
5	313105*+329062	313156*+329062	329042600001
6	313107*+329062	313157*+329062	329042600001
7	313105*+329062+313112605001	313156*+329062+313112605001	329042600001
8	313088+329062	313155+329062	329042600001
9		313145+329062 (3500 kg)	

Product range of MB Sprinter / VW LT II 03/96-03/06

MB Sprinter / VW LT 2	order no.: ...600001	D-Value	vertical load	towing capacity	mounting time			
van/minibus, 3,5t max.total weight, wheelbase=3000 mm	313087 discontinued	13,7	100	2000	90			
van/minibus, 3,5t max.total weight, wheelbase=3550/4025 mm	313088 discontinued (repl.: 313149)	13,7	100	2000	90			
van / minibus, 4,0 and 4,6t max.total weight, wheelbase=3550mm	313103 discontinued (repl.: 313154)	13,7	100	2000	90			
chassis with cab / dual cab, 4,0 and 4,6t max.total weight, wheelbase=4025 mm	313105* Auslauf	13,7	100	2000	120			
chassis with cab / dual cab, 4,0 and 4,6t max.total weight, wheelbase=3550mm	313107* Auslauf	13,7	100	2000	120			
chassis with cab / dual cab 3,5t max.total weight	313118 discontinued (repl.: 313153)	13,7	100	2000	90			
board step for box and estate	313132 discontinued							
van / minibus, 3,5t max.total weight, wheelbase=3550/4025mm	313149	17,82	120	2800	150			
van / minibus, 3,5t max.total weight, wheelbase=3000 mm	313152 discontinued	17,82	120	2800	150			
chassis with cab / dual cab 3,5t max.total weight	313153	17,82	120	2800	150			
van / minibus, 4,0 and 4,6t max.total weight, wheelbase=3550mm	313154 discontinued	17,82	120	3000	150			
chassis with cab / dual cab, 4,0 and 4,6t max.total weight, wheelbase=4025mm	313155 discontinued	17,82	120	3000	150			
chassis with cab / dual cab 4,0 and 4,6t max.total weight, wheelbase=4025mm	313156* discontinued	17,82	120	3000	>150			
chassis with cab / dual cab, 4,0 and 4,6t max.total weight, wheelbase 3550mm	313157* discontinued	17,82	120	3000	>150			
chassis with cab / dual cab 6,0t max.total weight, not for dumper	313145 discontinued	22,0	150	3500				
towball	329042	17,2	120					
towball	329059	23,5	150					
towball	329062	19,0	120					
swap system for all models	329064600001	18,5	120					
electrical kit, 7-poles, all models until 12/99	300072300107	-	FRE	-	-	-	V	
van / minibus from 01/00	300072300113	-	FRE	-	-	D1	L1	V
platform from 01/00	300052300107	-	FRE	-	-	-	-	V
electrical kit, 13-poles, all models until 12/99	300072300107	-	FRE	-	-	-	-	V
van / minibus from 01/00	300072300113	-	FRE	-	-	D1	L1	V
flatbed from 01/00	300052300113	-	FRE	-	-	D1	-	V

The board step 313132600001 must be used for all vans/minibuses. The originally mounted board step cannot be used for all vans/minibuses. This is also intended for van version with integrated step device in the bumper. Your Mercedes or VW dealer will be of help in case you need further information with regard to the towing capacity of your vehicle.

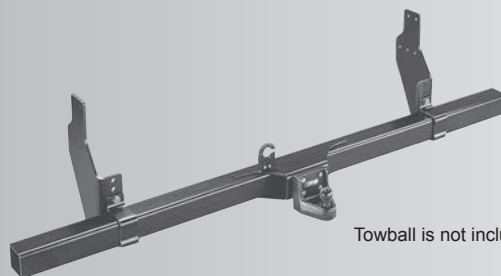
- * When mounting the towbar the integral under run guard can no longer be used on the vehicle. Please order a new under run guard at the Mercedes or VW dealer:
 MB-order no.: for flatbed / van 904 520 0333, for dumper 904 520 0733
 for flatbed 6,0 t max. total weight 905 520 0133 (313145)
 VW-order no.: for flatbed / van 2D3 804 490 N, for dumper 2D3 804 490 Q

Universal HGV towing brackets

Please pay attention to the D-value of each component!

Towing bracket

with integral anderrun guard
order no. 313404600001
and towball
order no. 329103600001



under run guard
approval no.: e13-6131

Towball is not included.

	order no.	kg	D-value kN	kg	kg		
Towing bracket with integral anderrun guard for HGV. Swap system permitted.	313404600001	69,0	25,1	150	3000 3500	17000 9400	
towball recommended	329103600001	8,2	25,1	120	3000 3500	17000 9400	

Towing bracket

with integral anderrun guard
order no. 342179600001
and towball
order no. 329103600001




under run guard
approval no.: e13-6130

Towball is not included.

	order no.	kg	D-value kN	kg	kg		
Towing bracket with integral anderrun guard for HGV. Swap system permitted.	342179600001	76,0	23,5	150	3500	z.B. 7500	
towball recommended	329103600001	8,2	25,1	120			

Towing bracket

with integral anderrun guard
order no. 314052600001
and towball
order no. 329062600001



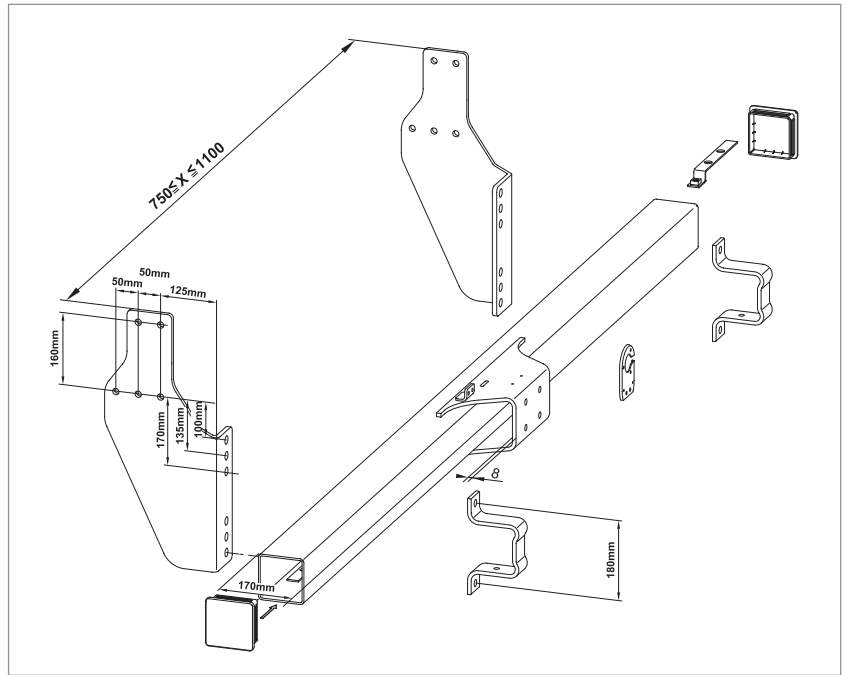
Towball is not included.

	order no.	kg	D-value kN	kg	kg		
Towing bracket for HGV Swap system permitted.	314052600001	27,2	16,4	100	2000	10000	
towball recommended	329062600001						

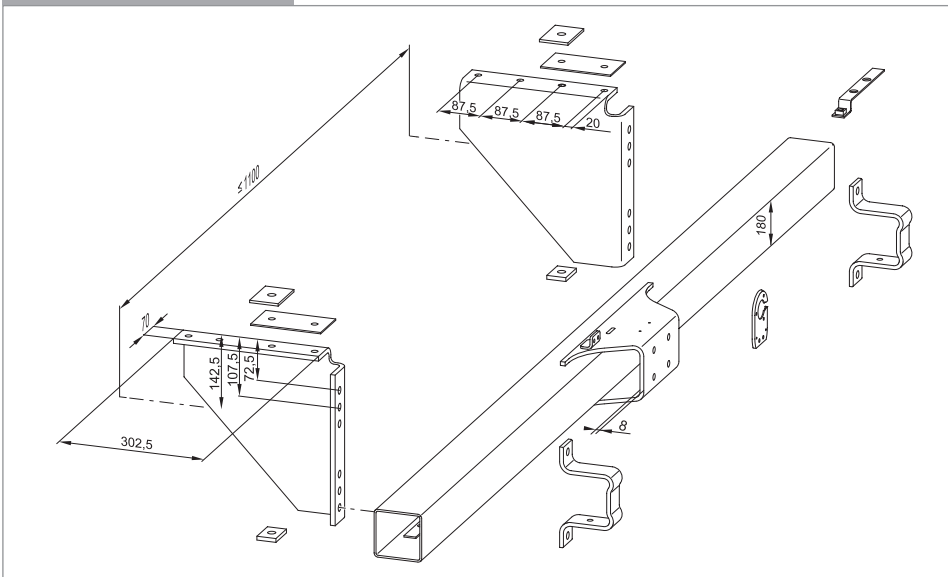
Universal HGV- electrical kits for 12V	order no.	car specific	flash control	coding	PDCcut off	perma- nent plus	charging line	electrical connec- tion	moun- ting time	
	300201300113	-	A	-	-	D1	L1	V		

Technical data for universal HGV towbars

all measurements in mm

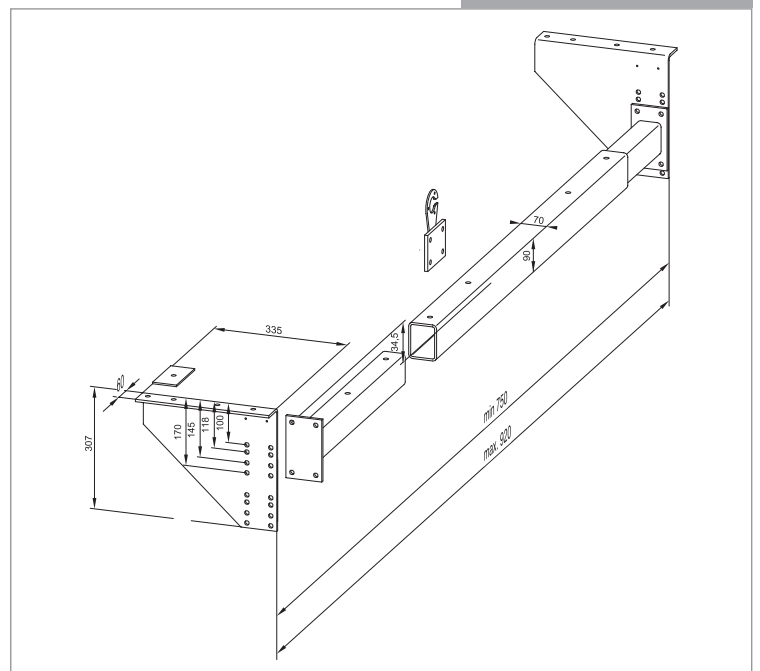


342 179







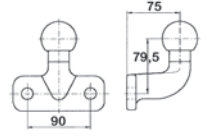
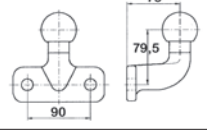
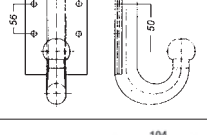
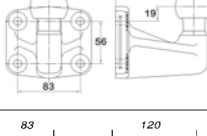

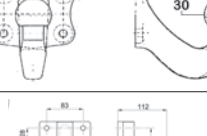
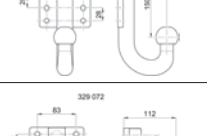
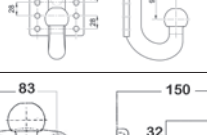
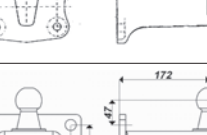
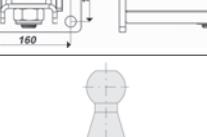

313 404

314 052



Towing brackets universally applicable due to 2-dimensional adjustment (height and width)

Towballs and Couplings for HGV and Off-Road Vehicles

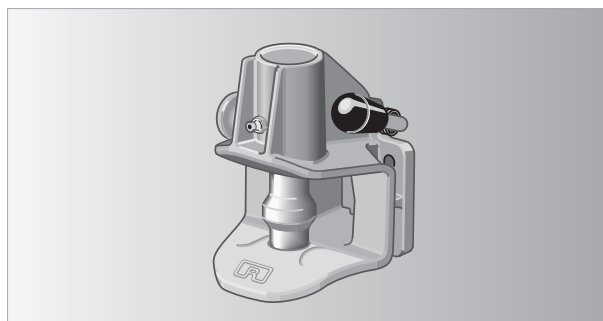
	order no.		D-Value			kg 	
	329076600001	2,4	17,0	150	2.500 or 2.200 or 2.000	5.600 or 8.100 or 11.500	
	incl. 2 screws M 16 x 50, 8.8						
	329080600001	2,4	20,0	150	2.500 or 2.800 or 3.500	11.000 or 7.500 or 4.880	
	incl. 2 screws M 16 x 50, 8.8						
	329042600001	4,4	17,2	100	2.800 or 2.500 or 2.000	4.700 or 5.800 or 14.200	
	329059600001	3,0	23,5	150	2.800 or 3.100 or 3.500	15.000 or 10.000 or 7.500	
	329103600001	8,5	25,1	120	3.500 or 2.500 or 3.000	9.400 or 40.000 or 17.000	
	329062600001	3,6	23,5	150	2.800 or 3.100 or 3.500	15.000 or 10.000 or 7.500	
	329071600001	4,1	17,5	150	2.500 or 2.800 or 3.500	6.200 or 4.900 or 3.600	
	329072600001	3,7	17,5	150	2.500 or 2.800 or 3.500	6.200 or 4.900 or 3.600	
	329089600001	2,8	17,5	150	2.800 or 2.500 or 3.500	4.900 or 6.200 or 3.600	
	329096600001	13	22,64	120	2.700 or 3.000 or 3.300	15.000 or 10.000 or 7.500	
	incl. 4 screws M 20 x 60, 8.8						
	900008600001	1,05	18,5	150	2.800 or 2.500	5.600 or 7.500	

Mounting parts for Couplings



traverse of the towing vehicle or towing bracket	towball or coupling (order no. ends with ...600001)	screw kit*	
8 - 12 mm	329 042 329 059, 329 062, 329 071, 329 072 329 060, 329 089, 329 103	900 040 632 340 900 045 632 325 900 055 632 552	
15 - 20 mm	329 042, 329 057, 329 062, 329 071, 329 072 329 059 329 060, 329 103	900 050 632 424 900 055 632 552 900 060 632 523	
60 - 65 mm	329 042, 329 062, 329 071, 329 072 329 059 329 060, 329 103, 329 089	900 095 632 553 900 100 632 527 900 105 632 554	
65 - 70 mm	329 042, 329 062, 329 071, 329 072 329 059 329 060, 329 103, 329 089	900 100 632 527 900 105 632 554 900 110 632 505	
70 - 75 mm	329 042, 329 062, 329 071, 329 072 329 059 329 060, 329 103, 329 089	900 105 632 554 900 110 632 505 900 115 632 524	
75 - 80 mm	329 042, 329 062, 329 071, 329 072 329 059 329 060, 329 103, 329 089	900 110 632 505 900 115 632 524 900 120 632 516	
80 - 85 mm	329 042, 329 062, 329 071, 329 072 329 059 329 060, 329 103, 329 089	900 115 632 524 900 120 632 516 900 125 632 504	
85 - 90 mm	329 042, 329 062, 329 071, 329 072 329 059 329 060, 329 103, 329 089	900 120 632 516 900 125 632 504 900 130 632 539	
90 - 95 mm	329 042, 329 062, 329 071, 329 072 329 059 329 060, 329 103, 329 089	900 125 632 504 900 130 632 539 900 135 632 379	

* Each kit contains: 4 screws M10 10.9, 4 nuts, 8 washers.
4th - 6th position of the part no. indicates the length of the screws in mm.


Coupling bolt



Coupling bolt
Rockinger-Nr. 243A11000

order no.	screw-hole circle mm	D-Value kN	Dc-Value kN (depends on the height of the ball)	 kg	 kg	
342090600001	83 x 56	18,0	min. 18,0 max. 30,0	5,0	250	

Swap system

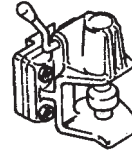


order no.	set	screw-hole circle mm	D/Dc-Value kN	kg	kg
329064600001	1 ground plate 2 exchangeable plates 1 cover	83 x 56	18,5	3,5	120

Application in association with:



towball



coupling system

*screws / mounting parts (depending on towing brackets and couplings) regard below.

Mounting parts for swap system

screw kit*	Towball or coupling on adapting plate	flange	screws
900 050 636 186	329 042	5 - 10 mm	M 10 x 50
900 055 636 187	329 059, 329 062, 329 072, 329 089 Rockinger-Bolzenkupplung	10 - 15 mm	M 10 x 55
900 060 636 188	329 060, 329 103	15 - 20 mm	M 10 x 60

screw kit*	base plate on towing vehicle or towbar	screws
900 040 636 176	8 - 12 mm	M 10 x 40
900 045 636 177	15 - 20 mm	M 10 x 45
900 090 636 178	60 - 65 mm	M 10 x 90
900 100 636 180	70 - 75 mm	M 10 x 100
900 105 636 181	75 - 80 mm	M 10 x 105
900 110 636 182	80 - 85 mm	M 10 x 110
900 115 636 183	85 - 90 mm	M 10 x 115
900 120 636 184	90 - 95 mm	M 10 x 120
900 130 636 185	95 - 105 mm	M 10 x 130

* Each kit contains

4 screws M10 (10.9)
4 nuts M10
4 washers 10,5

4th - 6th position of the part no. indicates the length of the screws in mm.

Special Couplings




order no.	900 001 005 062
max. total weight kg	3500
vertical load kg	140
D-value kN	20,2
weight kg	3,0

Special Couplings




order no.	329 095 600 001	329 097 600 001
flange plate	130 X 90	130 X 90
hole Ø mm	17	17
diameter mm	2-holes 90	4-holes 90 x 40
max. total weight kg	3500	3500
D-value kN ball	10,3	10,3
D-value kN flange	17,2	17,2
vertical load kg ball	100	100
vertical load kg flange	120	120
weight kg	3	3



order no.	329 091 600 001
flange plate	114 x 73
hole Ø mm	17
diameter mm	2-holes 90
max. total weight kg	3500
opening mm	50 Ø
D-value kN	27,5
vertical load kg	150
weight kg	3,5



order no.	329 098 600 001	329 094 600 001	329 090 600 001 discontinued
flange plate	122 x 91	122 x 91	122 x 91
hole Ø mm	17	17	11
diameter mm	2-holes 90	4-holes 90 x 40	4-holes 83 x 56
max. total weight kg	3500	3500	3500
D-value kN	24	31	31
vertical load kg	340	340	340
weight kg	5,2	5,2	5,2



order no.	342 171 600 001	342 192 600 001
set	1 ground plate 1 towball (2-holes) 1 socket holder 1 mounting kit	1 ground plate 1 towball (4-holes) 1 socket holder 1 mounting kit
D/Dc-vlaue	17,17	21,69
weight kg	8	11
vertical load kg	140	140
towing capacity kg	3500	3500

Towbars

Accessories

Spare parts

Accessories



Presentation rack for towbars

(towbars are not included)

order no.: 300 100 600 001



Towball cover blue "Baseball cap" (10 pcs.)

package 50 pieces: order no. 300 050 001 909

order no.: 300 010 001 909



Towball cover (10 pcs.)

package 100 pieces: order no. 917 034 630 100

order no.: 917 034 630 010



Snap gauge

order no.: 900 001 535 051



Towing bolt

thread M 20 x 1,5

order no.: 900 008 600 001



Breakaway Cable Bracket for trailer breakaway cable

fitting for the receptor tube of the following detachable towbars: 921540627001, 905243627001, 905276627001

order no.: 935 211 627 001

Steps



Step

for Ford Transit van / minibus only in conjunction with Westfalia towbar 30726060001

order no.: 307 267 600 001



Step

for Mercedes-Benz Sprinter and VW LTII -03/06 (van and minibus). Only in conjunction with towbars WAM no.: 313 087/088/103/149/152/154/155 600001

order no.: 313 132 600 001



Step

for Mercedes-Benz Sprinter II and VW LT Crafter 03/06- (van and minibus) Only in conjunction with towbars WAM no.: 313 267/272/273/376 600001

order no.: 313 285 600 001



Step universal

for all universal HGV towbars with 4 hole towballs and universal HGV towbars with 2 hole towballs with a hole spacing of 90 mm e.g. Citroen Jumper, Fiat Ducato, Mercedes Sprinter, Peugeot Boxer, VW Crafter

order no.: 313 440 600 001


Side caps for towing brackets



Side cap (2 pcs.) (measurements: 100x100 mm)

342035, 332110, 342076/313146/313192/313193, 313404/342179

order no.: 900 001 503 587



Side cap (2 pcs.) (measurements: 95x65 mm)

321322/202/203, 335099/153, 332033/093/340018, 340042/340043, 313222

order no.: 921 201 630 101

Spare parts for detachable towbars



Key for lock automatic towball

(package 2 pcs.) *The last two digits are the numbers that appear on the key head or that you have noted in your manual. Declaration and procedure for ordering keys please find on our website www.westfalia-automotive.com.

order no.: 942 001 513 2xx



Cover for lock automatic towball

(package 10 pieces)

order no.: 905 112 630 101



Skai leather zip bag (for all detachable towbars)

order no.: 900 001 504 923



Bag PVC

(picture similar)

order no.: 921 600 643 101



Metal nut

(incl. 4 steel balls, 1 circlip) # of the ball up to 36 mm

order no.: 903 062 622 101



Metal nut

(incl. 4 steel balls, 1 circlip) # of the ball up to 40 mm

order no.: 914 234 622 101

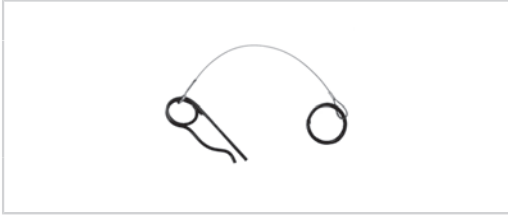


Ring spanner

for metal nut 36 + 40 mm

order no.: 903 062 622 102

Spare parts for detachable towbars



Leg spring

for manual detachable system

order no.: 903 057 626 001

Spare parts for Monoflex-towbars



Rubber boot for knob

for MFII

order no.: 900 001 001 014



Knob

for towbar system MFII

order no.: 900 001 001 017



Socket holder

universal

order no.: 900 001 005 347



Plug cover for front support

for towbar system AHII and AVII from year of construction 2003

order no.: 900 001 005 405



Rear plug cover

for AHII and AVII from year of construction 2003

order no.: 900 001 005 406



Knob incl. lock and key

for towbar system AHII and AVII

order no.: 900 001 005 407



Cotter pin

for Monoflex universal and MFI, detachable systems

order no.: 900 001 005 944

Spare parts for Monoflex-towbars



Plug cover

for towbar system MFII

order no.: 900 001 059 080



Receptor tube incl. clothing/knob

for MFII

order no.: 900 001 059 114



Rear plug cover

for towbar system MFII

order no.: 900 001 059 170

Plug covers for detachable towbars

oder no. towbar	oder no. plug cover	oder no. towbar	oder no. plug cover	oder no. towbar	oder no. plug cover	oder no. towbar	oder no. plug cover
303078	903 078 630 121	304064	916 114 630 120	305291	905 063 630 103	306222	903 078 630 121
303085	903 078 630 121	304068	913 183 630 121	305300	903 078 630 121	306224	903 078 630 121
303095	903 078 630 121	304072	913 183 630 121	305302	905 146 630 101	306226	903 011 630 108
303124	903 078 630 121	304073	913 183 630 121	305309	903 137 630 101	306230	903 140 630 103
303127	903 078 630 121	304075	913 183 630 121	305314	903 137 630 101	306231	903 078 630 121
303130	903 078 630 121	304076	913 183 630 121	305323	913 183 630 121	306232	903 011 630 108
303140	903 140 630 103	304079	913 183 630 121	305350	913 183 630 121	306235	903 011 630 108
303144	903 078 630 121	304092	913 183 630 121	305365	905 368 608 001	306237	913 183 630 121
303155	903 078 630 121	304100	913 183 630 121	305384	921 630 630 121	306238	913 183 630 121
303170	903 137 630 101	304128	933 034 630 101	305398	903 137 630 101	306239	913 183 630 121
303185	903 140 630 103	304131	913 183 630 121	305400	913 183 630 121	306240	913 183 630 121
303189	903 078 630 121	304137	933 034 630 101	305403	921 630 630 121	306241	913 183 630 121
303202	903 140 630 103	304139	913 183 630 121	305405	921 630 630 121	306244	903 078 630 121
303205	903 078 630 121	304144	913 183 630 121	305407	913 183 630 121	306245	913 183 630 121
303207	903 137 630 101	304145	913 183 630 121	305412	913 183 630 121	306246	913 183 630 121
303228	903 078 630 121	304148	913 183 630 121	305413	903 137 630 101	306247	913 183 630 121
303229	903 078 630 121	304149	913 183 630 121	305415	903 137 630 101	306249	913 183 630 121
303230	903 078 630 121	304152	913 183 630 121	305423	913 183 630 121	306250	913 183 630 121
303231	903 078 630 121	304160	913 183 630 121	305425	905 368 608 010	306254	913 183 630 121
303232	903 078 630 121	305112	905 063 630 103	305429	913 183 630 121	306262	913 183 630 121
303235	903 140 630 103	305131	905 051 630 106	305437	903 137 630 101	306264	903 011 630 108
303240	903 078 630 121	305156	905 063 630 103	305445	905 368 608 010	306265	903 078 630 121
303264	903 078 630 121	305161	905 063 630 103	305451	913 183 630 121	306266	903 078 630 121
303266	903 078 630 121	305164	914 234 630 101	306115	903 011 630 108	306269	913 183 630 121
303273	921 630 630 121	305170	905 063 630 103	306128	903 011 630 108	306271	903 137 630 101
303290	903 137 630 101	305176	905 146 630 101	306160	914 234 630 101	306275	903 078 630 121
303292	921 630 630 121	305191	905 063 630 103	306161	903 011 630 108	306277	913 183 630 121
303294	921 630 630 121	305195	905 063 630 103	306166	903 011 630 108	306279	913 183 630 121
303304	903 078 630 121	305196	905 063 630 103	306168	914 234 630 101	306286	903 078 630 121
303314	921 630 630 121	305197	905 063 630 103	306172	914 234 630 101	306291	913 183 630 121
303317	913 183 630 121	305206	905 146 630 101	306174	914 234 630 101	306310	916 211 630 121
303323	903 078 630 121	305220	905 146 630 101	306176	903 011 630 108	306311	916 211 630 121
303330	903 078 630 121	305223	903 078 630 121	306187	903 078 630 121	306319	933 034 630 101
303336	921 630 630 121	305224	914 234 630 101	306189	914 234 630 101	306321	913 183 630 121
303338	903 078 630 121	305225	903 140 630 103	306190	903 011 630 108	306322	913 183 630 121
303340	921 630 630 121	305243	905 063 630 103	306195	903 011 630 108	306323	913 183 630 121
303352	903 078 630 121	305244	905 063 630 103	306197	903 011 630 108	306333	933 034 630 101
303368	921 630 630 121	305245	905 063 630 103	306203	903 011 630 108	306350	933 034 630 101
303372	913 183 630 121	305246	905 063 630 103	306206	903 011 630 108	306353	913 183 630 121
303394	921 630 630 121	305262	903 078 630 121	306211	903 011 630 108	306356	921 630 630 121
303398	913 183 630 121	305263	905 219 630 103	306215	903 078 630 121	306361	903 078 630 121
303404	921 630 630 121	305269	905 063 630 103	306217	914 234 630 101	306369	903 078 630 121
304059	903 011 630 108	305276	905 219 630 103	306218	903 140 630 103	306371	903 078 630 121
304060	903 011 630 108	305277	903 078 630 121	306220	914 234 630 101	306372	903 078 630 121

Plug covers for detachable towbars

oder no. towbar	oder no. plug cover	oder no. towbar	oder no. plug cover	oder no. towbar	oder no. plug cover	oder no. towbar	oder no. plug cover
306374	903 078 630 121	307464	921 630 630 121	313398	913 183 630 121	314386	921 630 630 121
306379	933 034 630 101	307474	913 183 630 121	313400	913 183 630 121	314392	921 630 630 121
306381	933 034 630 101	307476	913 183 630 121	313403	913 183 630 121	314406	903 078 630 121
306383	913 183 630 121	307480	921 630 630 121	313406	903 137 630 101	314409	913 183 630 121
306384	913 183 630 121	307481	921 630 630 121	313421	903 137 630 101	314415	921 630 630 121
306389	921 630 630 121	307497	921 630 630 121	313432	913 183 630 121	314416	921 630 630 121
306392	913 183 630 121	307498	921 630 630 121	313436	921 630 630 121	314420	916 114 630 120
306393	913 183 630 121	307501	913 183 630 121	313438	903 078 630 121	314436	903 078 630 121
306394	913 183 630 121	307507	913 183 630 121	313439	903 078 630 121	314437	903 078 630 121
306400	921 630 630 121	307522	913 183 630 121	313503	913 183 630 121	314440	921 630 630 121
307200	903 078 630 121	307565	921 630 630 121	313506		314448	903 078 630 121
307210	903 078 630 121	307567	913 183 630 121	314434	921 630 630 121	314451	913 183 630 121
307233	914 234 630 101	313062	903 011 630 108	314232	914 234 630 101	314461	913 183 630 121
307235	903 078 630 121	313073	903 078 630 121	314234	914 234 630 101	314470	921 630 630 121
307237	903 078 630 121	313082	903 078 630 121	314235	914 234 630 101	314472	903 078 630 121
307239	903 078 630 121	313090	903 011 630 108	314237	914 234 630 101	314473	921 630 630 121
307242	903 078 630 121	313097	903 078 630 121	314239	903 078 630 121	314486	913 183 630 121
307245	903 078 630 121	313117	903 011 630 108	314244	914 234 630 101	314488	913 183 630 121
307247	903 078 630 121	313120	903 078 630 121	314247	903 011 630 108	314490	921 630 630 121
307265	913 183 630 121	313129	913 183 630 121	314251	903 078 630 121	314500	903 078 630 121
307269	903 078 630 121	313160	903 078 630 121	314254	914 234 630 101	314501	903 078 630 121
307286	933 034 630 101	313167	903 078 630 121	314257	903 078 630 121	314510	913 183 630 121
307290	933 034 630 101	313174	903 078 630 121	314259	903 137 630 101	314513	913 183 630 121
307291	933 020 630 101	313176	903 078 630 121	314266	903 078 630 121	314515	921 630 630 121
307305	913 183 630 121	313179	903 078 630 121	314267	903 078 630 121	315039	903 011 630 108
307308	913 183 630 121	313183	913 183 630 121	314270	913 183 630 121	315049	903 011 630 108
307329	921 630 630 121	313189	913 183 630 121	314281	913 183 630 121	315050	903 011 630 108
307330	913 183 630 121	313192	903 137 630 101	314283	903 078 630 121	315055	903 078 630 121
307332	921 630 630 121	313195	903 078 630 121	314287	903 078 630 121	315059	903 011 630 108
307333	913 183 630 121	313200	903 078 630 121	314289	913 183 630 121	315060	903 011 630 108
307335	921 630 630 121	313204	903 078 630 121	314293	913 183 630 121	315062	903 011 630 108
307336	921 630 630 121	313211	903 078 630 121	314295	903 078 630 121	315073	903 011 630 108
307338	913 183 630 121	313214	903 078 630 121	314305	913 183 630 121	315074	903 011 630 108
307340	913 183 630 121	313222	903 078 630 121	314307	903 078 630 121	315076	903 011 630 108
307343	913 183 630 121	313231	903 078 630 121	314309	900 001 005 405	315078	903 011 630 108
307355	913 183 630 121	313234	913 183 630 121	314310	913 183 630 121	315080	914 234 630 101
307356	913 183 630 121	313239	903 078 630 121	314341	913 183 630 121	315084	903 011 630 108
307385	942 097 630 121	313241	903 078 630 121	314342	913 183 630 121	315085	903 011 630 108
307430	900 001 005 405	313252	921 630 630 121	314348	900 001 059 080	315086	903 011 630 108
307441	913 183 630 121	313276	903 078 630 121	314350	921 630 630 121	315087	903 011 630 108
307455	921 630 630 121	313340	903 137 630 101	314351	921 630 630 121	315088	903 078 630 121
307458	913 183 630 121	313361	921 630 630 121	314354	903 078 630 121	315090	913 183 630 121
307461	921 630 630 121	313373	913 183 630 121	314357	921 630 630 121	315092	903 137 630 101
307463	913 183 630 121	313382	903 078 630 121	314372	921 630 630 121	315096	903 078 630 121

Plug covers for detachable towbars

oder no. towbar	oder no. plug cover	oder no. towbar	oder no. plug cover	oder no. towbar	oder no. plug cover	oder no. towbar	oder no. plug cover
315097	903 137 630 101	316186	903 078 630 121	317021	903 011 630 108	320114	913 183 630 121
315098	903 078 630 121	316192	903 078 630 121	317023	903 011 630 108	320115	921 630 630 121
315100	903 011 630 108	316194	903 078 630 121	317035	903 078 630 121	321330	903 078 630 121
315103	903 078 630 121	316197	907 286 630 001	317036	903 078 630 121	321399	903 011 630 108
315105	913 183 630 121	316199	907 286 630 001	317044	903 078 630 121	321405	903 078 630 121
315107	913 183 630 121	316207	913 183 630 121	317046	903 078 630 121	321407	903 011 630 108
315109	903 078 630 121	316209	913 183 630 121	317047	903 078 630 121	321408	903 011 630 108
315111	933 034 630 101	316214	916 211 630 121	317056	903 078 630 121	321409	903 011 630 108
315114	933 034 630 101	316217	907 286 630 001	317058	903 078 630 121	321423	914 234 630 101
315115	933 034 630 101	316220	933 034 630 101	317060	903 078 630 121	321424	903 078 630 121
315119	913 183 630 121	316222	933 034 630 101	317064	921 630 630 121	321441	903 078 630 121
315150	913 183 630 121	316225	921 630 630 121	317066	921 630 630 121	321453	903 078 630 121
315152	913 183 630 121	316227	921 630 630 121	317086	921 630 630 121	321464	903 078 630 121
315158	913 183 630 121	316250	916 211 630 121	317088	903 078 630 121	321468	903 078 630 121
315167	900 001 059 080	316252	916 211 630 121	317102	921 630 630 121	321505	903 078 630 121
315168	900 001 059 080	316262	913 183 630 121	317105	903 078 630 121	321508	903 078 630 121
315171	913 183 630 121	316265	913 183 630 121	317107	921 630 630 121	321523	903 078 630 121
315175	913 183 630 121	316267	913 183 630 121	317114	921 630 630 121	321525	903 137 630 101
315176	900 001 059 080	316269	933 034 630 101	317117	903 078 630 121	321537	903 078 630 121
315178	913 183 630 121	316273	913 183 630 121	317128	903 078 630 121	321540	903 078 630 121
315182	913 183 630 121	316278	916 211 630 121	317130	921 630 630 121	321543	921 630 630 121
315185	913 183 630 121	316284	933 034 630 101	317132	921 630 630 121	321546	921 546 608 001
315190	913 183 630 121	316287	933 034 630 101	317141	921 630 630 121	321556	903 078 630 121
315188	913 183 630 121	316291	933 034 630 101	320040	903 078 630 121	321605	903 137 630 101
316097	903 011 630 108	316294	913 183 630 121	320042	903 011 630 108	321626	903 011 630 108
316100	903 011 630 108	316297	913 183 630 121	320044	903 011 630 108	321628	921 630 630 121
316108	903 011 630 108	316307	933 034 630 101	320048	903 078 630 121	321630	921 630 630 121
316110	914 234 630 101	316310	933 034 630 101	320050	913 183 630 121	321647	921 630 630 121
316112	903 011 630 108	316315	913 183 630 121	320053	913 183 630 121	321651	921 630 630 121
316114	916 114 630 120	316320	913 183 630 121	320057	903 078 630 121	321659	903 078 630 121
316117	916 114 630 120	316322	913 183 630 121	320060	903 078 630 121	321673	903 078 630 121
316119	916 114 630 120	316324	913 183 630 121	320064	921 630 630 121	321691	913 183 630 121
316123	903 011 630 108	316325	933 034 630 101	320066	903 078 630 121	321700	921 630 630 121
316128	903 078 630 121	316326	933 034 630 101	320068	913 183 630 121	321728	913 183 630 121
316137	913 183 630 121	316334	933 034 630 101	320070	900 001 005 405	321730	921 630 630 121
316140	913 183 630 121	316335	933 034 630 101	320072	913 183 630 121	321736	903 137 630 101
316142	913 183 630 121	316337	913 183 630 121	320074	900 001 005 405	321738	921 630 630 121
316143	913 183 630 121	316342	913 183 630 121	320075	913 183 630 121	321740	921 630 630 121
316145	913 183 630 121	316344	933 034 630 101	320076	913 183 630 121	321748	903 078 630 121
316152	913 183 630 121	316355	933 034 630 101	320080	913 183 630 121	321751	921 630 630 121
316156	903 078 630 121	316363	913 183 630 121	320085	900 001 005 405	321775	903 078 630 121
316166	913 183 630 121	316366	913 183 630 121	320088	900 001 059 080	321778	921 630 630 121
316176	913 183 630 121	316387	913 183 630 121	320092	900 001 005 405	321815	921 630 630 121
316177	913 183 630 121	317016	903 078 630 121	320097	921 628 630 121	321823	921 630 630 121

Plug covers for detachable towbars

oder no. towbar	oder no. plug cover	oder no. towbar	oder no. plug cover	oder no. towbar	oder no. plug cover	oder no. towbar	oder no. plug cover
321838	903 078 630 121	332241	933 034 630 101	335383	913 183 630 121	341024	913 183 630 121
321852	921 630 630 121	332247	903 078 630 121	335393	903 078 630 121	342062	903 011 630 108
321863	921 630 630 121	332262	933 034 630 101	335398	916 114 630 120	342068	914 234 630 101
321866	921 630 630 121	332265	913 183 630 121	335411	903 078 630 121	342092	903 078 630 121
321869	921 630 630 121	332296	913 183 630 121	335414	913 183 630 121	342093	903 137 630 101
321871	921 630 630 121	332303	913 183 630 121	335419	921 630 630 121	342097	903 137 630 101
321873	921 630 630 121	332304	921 630 630 121	335421	903 078 630 121	342098	903 137 630 101
321878	921 630 630 121	332305	921 630 630 121	335455	913 183 630 121	342099	903 137 630 101
321885	921 630 630 121	332323	913 183 630 121	338038	903 137 630 101	342103	913 183 630 121
323045	905 146 630 101	332327	903 078 630 121	338054	900 001 059 080	342105	913 183 630 121
323052	905 146 630 101	332330	913 183 630 121	338058	907 286 630 001	342107	933 034 630 101
323062	923 062 630 101	335201	903 011 630 108	338059	903 011 630 108	342113	903 137 630 101
323079	903 078 630 121	335210	903 011 630 108	338066	913 183 630 121	342125	900 001 005 405
323080	903 078 630 121	335216	914 234 630 101	338075	900 001 005 405	342127	916 211 630 121
323084	903 078 630 121	335218	903 011 630 108	338081	913 183 630 121	342129	900 001 005 405
323097	903 078 630 121	335221	903 011 630 108	338087	900 001 059 080	342131	913 183 630 121
323100	903 078 630 121	335225	914 234 630 101	338090	933 034 630 101	342136	916 211 630 121
323102	921 628 630 121	335231	903 011 630 108	338092	933 034 630 101	342138	900 001 059 080 od.:
323107	903 137 630 101	335239	913 183 630 121	338094	900 001 059 080	342138	900 001 059 170
323121	903 137 630 101	335240	916 114 630 120	338098	913 183 630 121	342139	900 001 005 405
324012	903 011 630 108	335250	903 137 630 101	338104	913 183 630 121	342140	900 001 005 405
324013	903 011 630 108	335268	913 183 630 121	338116	913 183 630 121	342151	900 001 059 080
324015	914 234 630 101	335281	903 011 630 108	338120	913 183 630 121	342153	900 001 059 080
324019	914 234 630 101	335282	933 020 630 101	340031	903 011 630 108	342154	900 001 059 080
324021	933 020 630 101	335285	913 183 630 121	340037	903 078 630 121	342155	900 001 059 080
324022	933 034 630 101	335289	913 183 630 121	340039	903 078 630 121	342157	900 001 059 405
324028	913 183 630 121	335291	913 183 630 121	340040	905 063 630 103	342159	900 001 059 080
324040	900 001 059 170	335295	913 183 630 121	340052	903 078 630 121	342163	900 001 059 080
327014	905 063 630 103	335302	913 183 630 121	340066	913 183 630 121	342165	900 001 005 405
327068	913 183 630 121	335304	913 183 630 121	340068	933 034 630 101	342172	900 001 059 080
332120	903 011 630 108	335305	913 183 630 121	340072	903 137 630 101	342177	900 001 005 405
332122	903 011 630 108	335323	913 183 630 121	340074	933 034 630 101	342178	921 630 630 121
332124	903 011 630 108	335325	913 183 630 121	340076	900 001 005 405	342183	913 183 630 121
332135	914 234 630 101	335327	933 034 630 101	340081	913 183 630 121	342185	921 628 630 121
332154	903 078 630 121	335344	913 183 630 121	340093	921 630 630 121	342188	913 183 630 121
332176	903 078 630 121	335346	913 183 630 121	340094	921 630 630 121	342189	913 183 630 121
332186	903 078 630 121	335353	913 183 630 121	340095	921 628 630 121	342197	921 630 630 121
332198	903 078 630 121	335355	913 183 630 121	340097	921 630 630 121	342200	913 183 630 121
332206	903 078 630 121	335357	913 183 630 121	341003	903 137 630 101	342205	813 183 630 121
332223	903 078 630 121	335358	913 183 630 121	341004	914 234 630 101	342207	913 183 630 121
332227	903 078 630 121	335360	921 630 630 121	341006	933 034 630 101	342209	913 183 630 121
332232	903 078 630 121	335364	903 078 630 121	341016	933 034 630 101	342217	921 630 630 121
332235	903 078 630 121	335367	903 078 630 121	341018	913 183 630 121	342221	921 630 630 121
332240	933 034 630 101	335372	900 000 059 080	341021	913 183 630 121	343023	903 011 630 108

Plug covers for detachable towbars

oder no. towbar	oder no. plug cover	oder no. towbar	oder no. plug cover	oder no. towbar	oder no. plug cover
343024	903 078 630 121	345080	933 034 630 101	348035	913 183 630 121
343037	933 020 630 101	345082	913 183 630 121	348037	921 628 630 121
343038	913 183 630 121	345084	913 183 630 121	348063	921 630 630 121
343040	913 183 630 121	345086	913 183 630 121	348065	921 630 630 121
343043	933 034 630 101	345090	913 183 630 121	349025	921 630 630 121
343044	933 034 630 101	345096	913 183 630 121	349027	921 630 630 121
343046	913 183 630 121	346016	903 137 630 101	349039	903 078 630 121
343047	913 183 630 121	346019	903 078 630 121		
343056	913 183 630 121	346021	913 183 630 121		
343058	913 183 630 121	346024	933 034 630 101		
343061	921 630 630 121	346026	913 183 630 121		
343063	921 630 630 121	346047	900 001 059 080		
343067	913 183 630 121	346049	913 183 630 121		
343074	921 630 630 121	346051	900 001 059 080		
343076	921 630 630 121	346057	900 001 005 405		
343080	913 183 630 121	346059	900 001 005 405		
343088	921 630 630 121	346060	913 183 630 121		
344008	903 011 630 108	346061	913 183 630 121		
344024	903 011 630 108	346064	913 183 630 121		
344027	903 011 630 108	346066	913 183 630 121		
344031	903 011 630 108	346071	913 183 630 121		
344039	903 078 630 121	346072	913 183 630 121		
344044	913 183 630 121	346074	913 183 630 121		
344048	913 183 630 121	346083	913 183 630 121		
344050	903 078 630 121	346084	913 183 630 121		
344054	905 146 630 101	346087	913 183 630 121		
344060	921 630 630 121	346093	913 183 630 121		
344074	905 146 630 101	346104	921 630 630 121		
344079	921 630 630 121	348002	903 011 630 108		
345003	903 011 630 108	348003	903 011 630 108		
345016	903 137 630 101	348007	903 011 630 108		
345021	903 078 630 121	348009	903 011 630 108		
345026	933 034 630 101	348012	903 011 630 108		
345028	903 078 630 121	348014	933 020 630 101		
345036	903 078 630 121	348016	913 183 630 121		
345039	903 078 630 121	348018	903 078 630 121		
345055	900 000 059 080	348020	900 001 005 405		
345059	903 078 630 121	348022	913 183 630 121		
345065	913 183 630 121	348024	900 001 005 405		
345068	913 630 630 121	348026	913 183 630 121		
345070	913 183 630 121	348028	913 183 630 121		
345077	913 183 630 121	348031	900 001 005 405		
345079	913 183 630 121	348033	900 001 059 080		

Electrical Kits

Accessories

Spare parts

Universal electrical kits (12 V on-board electrical systems)



Turn signal monitoring by flash unit with C2 function

Universally applicable for vehicles **without** Checkcontrol system, with European 3-pin replacement flash unit with C2 connection with rear fog light shutdown

order no.

300 060 300 107

300 060 300 113

300 061 300 107 (with adapter for deviant flash unit wiring)

300 061 300 113 (with adapter for deviant flash unit wiring)

300 096 300 157 (only wire set for vehicles with C2 feature)

300 096 300 163 (only wire set for vehicles with C2 feature)



Turn signal monitoring by control unit with double flashing rate

Universally applicable for vehicles **without** Checkcontrol system, with rear fog light and acoustic parking system shutdown

order no.

300 052 300 107 (socket with screw contacts, extended socket supplyline, e.g.: for flatbed)

300 052 300 113 (socket with screw contacts, extended socket supplyline, e.g.: for flatbed)

300 072 300 107 (socket with screw contacts)

300 072 300 113 (socket with screw contacts)

300 073 300 113 (flat 40 mm socket with crimp contact and cable inlet on the side)



Turn signal monitoring by control unit with double flashing rate

Universally applicable for vehicles **with** Checkcontrol system, with rear fog light and acoustic parking system shutdown

order no.

300 056 300 107 (socket with screw contacts, extended socket supplyline, e.g.: for flatbed)

300 056 300 113 (socket with screw contacts, extended socket supplyline, e.g.: for flatbed)



Turn signal monitoring by control unit with acoustic error message

Universally applicable for vehicles **with** Checkcontrol system, partially also for vehicles with data bus technology (CAN), with rear fog light and parking system shutdown

order no.

300 210 300 107 (socket with screw contacts)

300 210 300 113 (socket with screw contacts)

Extension kits



Continuous positive and charging line extension kit

Contains the connection for contact 9 and 10 acc. DIN/ISO 11446 incl. fuse and cut-off relay, 12 V

order no.: 300 025 300 113



10p CCM 506 079 (only complete kit)

Signal amplification for Checkcontrol, continuous positive necessary

order no.: 300 025 300 173



Electric Kit, towbar

(Catalogue identification "D1" in the 16 table column)
Contains the connection for contact 9 (13) acc. DIN/ISO 11446 incl. fuse.

order no.: 300 027 300 113



Electric Kit, towbar

(Catalogue identification "L1" in the 17 table column)
Contains the connection for contact 10 and 11 acc. DIN/ISO 11446 incl. fuse and cut-off relay, 12 V

order no.: 300 028 300 113



Rear fog light / Acoustic parking system switch-over kit

Contains a switch-over relay (12V)/ Connection accessories for changing the polarity of the specific function, for example earth-switched rear fog lights on the vehicle.

order no.: 300 065 300 005



Checkcontrol extension kit (for individual Audi models)

Contains the control unit incl. continuous positive connection and fuse, for 6-pin interfaces.

order no.: 305 160 300 173

Control units 12V – Signal strenghtening moduls



Example illustrations:
signal strenghtening moduls

Identification no. (from the original control unit)		replaced by	part no.	
506004	control unit 12V EJH		900001506004	
506005	control unit ASTM-12		900001506005	
506079	control unit CC-extension		900001506079	
506244	control unit ASTM PRO -C1	X	900001506499	
506274	control unit ALM 10/1		900001506274	
506308	control unit ASG 2000-121	X	900001506274	
506434	control unit ASG 2000-221		900001506434	
506447	control unit ASG 2000-361		no longer available	
506471	control unit Jaeger A52040211		no longer available	
506472	control unit EJH 321132-W203		no longer available	
506473	control unit EJH 321133-A4	X	900001506434	
506499	control unit ASTM Pro V4		900001506499	
506542	control unit ASTM 10		900001506542	
506578	control unit ECS 5D033		900001506578	
506623	control unit WAM ASTM-R		900001506623	
506633	control unit WESTFALIA-Lightcontrol (LC)		900001506633	
506723	control unit 14P. -5030		no longer available	
506727	control unit Universal 58 231 021		no longer available	
506730	control unit 10P TLM C2+54		no longer available	
506848	control unit 14P 321059		900001506848	
506857	control unit Vol. SIK 10		no longer available	
506862	control unit 9P. 2(4)x21W 321054		no longer available	
506906	control unit ASTM PRO B1		no longer available	
506907	control unit ASTRA/ ZAFIRA UN17		900001506907	
506974	control unit WAM vehicle tester (LCT)		900001506974	
506978	control unit ASTM PRO A1	X	900001506499	
507042	control unit ECS 5C040		900001507042	
507044	control unit ASTM PRO V4 TD		900001507044	
507059	control unit Lightcontrol (LC-L)-TD		no longer available	
507075	control unit EJH 321112		900001507075	
507082	control unit EJH 321113		900001507082	
507085	control unit EJH 321114		900001507085	
507091	control unit 14P. EH 9509		900001507091	

Control units 12V – UCC-control units

control units that
are connected to the
CAN net



Example illustration for
UCC moduls

Identification no. (from the original control unit)		replaced by	part no.	
506625	Uni CAN controll BMW UCC-1		900001506625	
506626	Uni CAN controll PSA UCC-1 with buzzer		900001506626	
506627	Uni CAN controll Ford UCC-1		900001506627	
506628	Uni CAN controll Volvo UCC-1		no longer available	
506629	Uni CAN controll Daimler UCC-1		900001506629	
506630	Uni CAN controll VW UCC-1		900001506630	
506631	Uni CAN controll Vauxhall UCC-1		900001506631	
506632	Uni CAN controll Volvo UCC-2		no longer available	
506668	Uni CAN controll Volvo UCC-3		900001506668	
506669	Uni CAN controll Volvo UCC-4		no longer availabe	
506670	Uni CAN controll MA/FO UCC-1		900001506670	
506722	Uni CAN controll BMW UCC-3		no longer available	
506737	Uni CAN controll BMW UCC-2		900001506625	
506738	Uni CAN controll Ford UCC-2		900001506738	
506796	Uni CAN controll PSA UCC-2		no longer available	
506822	Uni CAN controll Daimler UCC-2		900001506822	
506823	Uni CAN controll Fiat UCC-1 with buzzer		900001506823	
506824	Uni CAN controll Fiat UCC 2		no longer available	
506867	Uni CAN controll Ford UCC-4		900001506867	
506964	Uni CAN controll PSA UCC-3		900001506964	
507005	Uni CAN controll Renault UCC V-1		900001507005	
507007	Uni CAN controll BMW UCC HV-1		900001507007	
507040	Uni CAN controll Daimler UCC V4.0		900001507040	
507043	Uni CAN controll Daimler UCC V3		900001507043	
507062	Uni CAN controll Ford UCC 5		900001507062	
507097	Uni CAN controll VW UCC 2		no longer available	
507098	Uni CAN controll VW UCC 3		900001507098	


Control units 12V – CAN-Module



Example illustration
for CAN-modules

Identification no. (from the original control unit)		replaced by	part no.	
506156	CAN control unit DC Hella 5DS 008 895		900001506156	
506171	CAN control unit DC Hella 5DS 008 102		no longer available	
506173	CAN control unit DC Hella 5DS 008 493		900001506173	
506195	CAN control unit DC		no longer available	
506229	CAN control unit DC		no longer available	
506248	CAN control unit DC		no longer available	
300001 506573	CAN control unit DC	X	900001506873	
300001 506873	CAN control unit DC		900001506873	

Control units 12V – CAN-Module



Identification no. (from the original control unit)		replaced by	part no.	
506077	CAN control unit AAG	X	900001506758	
506151	CAN control unit AAG	X	900001506758	
506153	CAN control unit AAG	X	900001506758	
506328	CAN control unit AAG	X	900001506758	
506352	CAN control unit AAG	X	900001506758	
300001 506553	CAN control unit AAG	X	900001506758	
300001 506558	CAN control unit AAG	X	900001506758	
300001 506658	CAN control unit AAG	X	900001506758	
300001 506758	CAN control unit AAG		900001506758	
300001 506194	CAN control unit AAG	X	900001506562	
300001 506557	CAN control unit AAG		900001506557	
300001 506560	CAN control unit AAG		900001506560	
300001 506561	CAN control unit AAG	X	no longer available	
300001 506562	CAN control unit AAG		900001506562	
300001 506569	CAN control unit AAG		900001506569	
300001 506667	CAN control unit AAG		900001506667	
300001 506687	CAN control unit AAG		900001506569	
300001 506697	CAN control unit AAG		900001506697	
300001 506821	CAN control unit AAG		900001506821	
300001 506710	CAN control unit AAGS		900001506710	
300001 506790	CAN control unit AAGS		900001506790	
300001 506869	CAN control unit AAGS	X	900001506869	
300001 506870	CAN control unit AAGS		900001506870	
300001 507025	CAN control unit AAGS		900001506869	
300001 507012	CAN control unit AAGS		900001507012	
300001 507014	CAN control unit AAGS		900001507014	
300001 507015	CAN control unit AAGS		900001507015	
300001 507016	CAN control unit AAGS		900001507016	

Relays 12 V



Rear fog light switch-off relay

30 = input (rear fog light switch) 87 a = open contact (rear fog light vehicle) 85 = output socket (rear fog light trailer)

order no.: 900 001 506 053



Turn signal (French)

4-pin (506 148) C = 49 a output flash unit + = 49 input flash unit - = 31 earth R = C 1st indicator

order no.: 900 001 506 147



Amplifier up to 25A (changer)

1 = 86 = input control wire 2 = 85 = earth control wire 3 = 30 = input connecting contact 4 = 87a = opener connection contact 5 = 87 = closer connection contact

order no.: 900 001 506 186



Warning blinker switch with C2 function

(VW T4 07/98-)

order no.: 900 001 506 287



Amplifier up to 70A

1 = 86 = input control wire 2 = 85 = earth control wire 3 = 30 = input connecting contact 4 = 87a = opener connection contact 5 = 87 = closer connection contact

order no.: 900 001 506 464



Relay (Mini-model, e.g. Espace, Alfa, Fiat, ... (506 742))

1 = 86 = input control wire 2 = 85 = earth control wire 3 = 30 = input connecting contact 4 = 87a = opener connection contact 5 = 87 = closer connection contact

order no.: 900 001 506 742



Turn signal (European)

3-pin + C2 (506 811) B = 49 input flash unit L = 49 a output flash unit E = 31 earth

order no.: 900 001 506 811

Relays 12 V



Turn signal (European) (kit with C2 light and cable)

3-pin + C2 (506 811) B = 49 input flash unit L = 49 a output
flash unit E = 31 earth

order no.: 900 002 506 811

Control Units and Sockets

Wiring kits	Identification no.	Relay	Socket	
			7 pins Order no.	13 pins Order no.
Order no.		Order no.		
300025300173	Control unit 10p 506079	only complete wiring kit		
300052300107/113	Control unit 12p ALM12/1/ASTM12/ASG2000-121	900001506005	900001506424	900001506439
300056300107/113	Control unit 30p 506 270 A	900001506270	900001506424	900001506439
300060300107/113	Relay 3p+2p C2 506 811	900001506811	900001506424	900001506680
300061300107/113	Relay 3p+2p C2 506 811	900001506811	900001506424	900001506680
300061300107/113	Adapter	900061305001		
300070300107/113	Control unit 10p ALM 10/1 (former: 582070002)	900001506274	900001506424	900001506680
300071300107/113	Control unit 22p (58 231 024)	900001506104	900001506054	900001506387
300072300107/113	Control unit 12p ALM12/1/ASTM12/ASG2000-121	900001506005	900001506397	900001506001
300073300113	Control unit 12p ALM12/1/ASTM12/ASG2000-121	900001506005	-	900001506124
300076300107/113	Control unit 22p ASG 2000-221	900001506434	900001506424	900001506439
300077300107/113	Control unit 22p 506 434	900001506434	900001506424	900001506439
300077300107/113	Control unit 30p 506 270 A	900001506270	900001506424	900001506439
300078300107/113	Control unit ASTM pro V4 (former: ASTM pro C1)	900001506499	900001506424	900001506439
300080300107/113	Flashadapter EKS 2000	900001506811	900001506424	900001506680
300200300113	Relay 30p 506691	900001506691	-	900001506439
300201300113	Control unit 22p ASTM LC	900001506633	-	900001506439
300210300107/113	Control unit 22p ASTM LC	900001506633	900001506424	900001506439
303056300107/113	Relay 4p Westfalia	900001507786	900001506397	900001506680
303180300107/113	Control unit 12p ALM12/1/ASTM12/ASG2000-121	900001506005	900001506424	900001506439
303116300107/113	Relay 8p 54 220 003	900001506961	900001506424	900001506680
303117300107/113	Relay 8p 54 220 003	900001506961	900001506424	900001506680
303119300107/113	Relay 8p 54 220 003	900001506961	900001506424	900001506680
303120300107/113	Relay 8p 54 220 003	900001506961	900001506424	900001506680
303121300113	Control unit 15p 6 908 767	900001506563	-	900001506439
303122300113	Relay 8p 54 220 003	900001506961	-	-
303123300113	Control unit 15p 8 369 019 / 6 908 767	900001506563	-	900001506439
303124300113	Control unit 15p 8 369 019 / 6 908 767	900001506563	-	900001506439
303127300113	Control unit 15p 8 369 019 / 6 908 767	900001506563	-	900001506439
303137300113	Control unit 15p 8 369 019 / 6 908 767	900001506563	-	900001506680
303140300107/113	Control unit 15p 8 369 019 / 6 908 767	900001506563	900001506384	900001506439
303189300113	Control unit 15p 8 369 019 / 6 908 767	900001506563	-	900001506439
303202300113	Control unit ASTM pro V4 (former: ASTM pro C1)	900001506499	-	900001506386
303205300113	Control unit ASTM pro V4 (former: ASTM pro C1)	900001506499	-	900001506387
303235300113	Control unit ASTM pro V4 (former: ASTM pro C1)	900001506499	-	900001506386
303240300113	Control unit ASTM pro V4 (former: ASTM pro C1)	900001506499	-	900001506387
303338300107/113	Control unit BMW (former:UCC-3) UCC-2	900001506737	900001506397	900001506001
303450300113	Control unit 18+10p 506577 (5F001)	900001506577	-	900001506439
303451300107/113	Control unit BMW (former:UCC-1) UCC-2	900001506737	900001506424	900001506439
303460300107/113	Control unit BMW (former:UCC-1) UCC-2	900001506737	900001506424	900001506439
303461300113	Control unit 18+10p 506577 (5F001)	900001506577	-	900001506439
303352300107/113	Control unit BMW UCC-HV-1	900001507007	900001506424	900001506439

Control Units and Sockets

Wiring kits	Identification no.	Relay	Socket	
			7 pins Order no.	13 pins Order no.
Order no.		Order no.		
303368300113	Control unit BMW UCC-HV-1	900001507007	-	900001506439
303372300113	Control unit BMW UCC-HV-1	900001507007	-	900001506439
304047300107/113	Relay 3p+2p C2 506 811	900001506811	900001506424	900001506680
304054300107/113	Control unit 12p ALM12/1/ASTM12/ASG2000-121	900001506005	900001506424	900001506439
304060300107/113	Relay 3p+2p C2 506 811	900001506811	900001506424	900001506680
304061300107/113	Control unit 12p ALM12/1/ASTM12/ASG2000-121	900001506005	900001506424	900001506439
304064300107/113	Control unit 12p ALM12/1/ASTM12/ASG2000-121	900001506005	900001506424	900001506439
304144300113	Steuergerat PSA (former: UCC-2) UCC-3	900001506964	-	900001506001
304152300107/113	Steuergerat PSA (former: UCC-2) UCC-3	900001506964	900001506397	900001506001
304400300107/113	WA_PSA_UCC-1	900001506626	900001506548	900001506439
304401300107/113	WA_PSA_UCC-1	900001506626	900001506548	900001506439
304402300107/113	WA_PSA_UCC-1	900001506626	900001506548	900001506439
304510300107/113	Relay 3p+2p C2 506 811	900001506811	900001506424	900001506680
305161300107/113	Control unit 8p 321099/321105/321106	900001506252	900001506397	900001506386
305171300107/113	Control unit ASTM pro V4 (former: ASTM 30)	900001506499	900001506424	900001506439
305177300107/113	Control unit 12p ALM12/1/ASTM12/ASG2000-121	900001506005	900001506397	900001506001
305179300107/113	Control unit 14p 321095	900001506399	900001506054	900001506386
305180300107/113	Control unit 12p ALM12/1/ASTM12/ASG2000-121	900001506005	900001506397	900001506001
305191300107/113	Control unit ASTM pro V4 (former: ASTM 30)	900001506499	900001506424	900001506439
305205300107/113	Control unit 10+14+14op 321133	900001506473	900001506397	900001506001
305206300107/113	Control unit ASTM pro V4 (former: ASTM 30)	900001506499	900001506397	900001506001
305207300107/113	Control unit 14p 321095	900001506399	900001506054	900001506386
305208300107/113	Control unit ASTM pro V4 (former: ASTM pro C1)	900001506499	900001506397	900001506001
305209300107/113	Control unit ASTM pro V4 (former: ASTM pro C1)	900001506499	900001506397	900001506001
305210300107/113	Control unit 5DS 008 408-10	900001506101	900001506397	900001506124
305212300107/113	Control unit 506205	900001506205	900001506397	900001506124
305213300107/113	Control unit 506205	900001506205	900001506397	900001506124
305213300107/113	Control unit 5DS 008 408-10	900001506562	900001506054	900001506386
305214300107/113	Control unit 300001506562	900001506562	900001506397	900001506124
305215300107/113	Control unit 5DS 008 408-10	900001506562	900001506054	900001506386
305216300107/113	Control unit 300001506557	900001506557	900001506397	900001506124
305220300107/113	Control unit 14p 321095	900001506399	900001506054	900001506386
305221300107/113	Control unit 12p ALM12/1/ASTM12/ASG2000-121	900001506005	900001506397	900001506001
305222300107/113	Control unit 30p ASTM 30	900001506275	900001506397	900001506001
305223300107/113	Control unit 12p ALM12/1/ASTM12/ASG2000-121	900001506005	900001506397	900001506001
305224300107/113	Control unit 10+14+14op 321133	900001506473	900001506397	900001506001
305226300113	Control unit AAG	900001506765	-	900001506386
305227300113	Control unit AAG	900001506765	-	900001506124
305255300107/113	Control unit AAG	900001506328	900001506424	900001506124
305256300107/113	Control unit 300001506558	900001506558	900001506397	900001506124
305268300113	Control unit 300001506560	900001506560	900001506397	900001506124
305269300107	Control unit AAG	900001506765	900001506397	-
305269300113	Control unit AAG	900001506479	-	900001506124

Control Units and Sockets

Wiring kits	Identification no.	Relay	Socket	
			7 pins Order no.	13 pins Order no.
Order no.		Order no.		
305272300107/113	Control unit AAG	900001506327	900001506397	900001506124
305329300107/113	1K0.907.383.F	900001506658	900001506344	900001506123
305330300107/113	1K0.907.383.F	900001506658	900001506344	900001506123
305384300113	4H0.907.383.C	900001506663	-	900001506123
305385300113	4G8.907.383	900001506710	-	900001506123
305386300113	4G8.907.383	900001506710	-	900001506123
305403300107/113	Control unit AAG	900001506821	900001506397	900001506617
305404300107/113	Control unit AAG	900001506821	900001506397	900001506617
305406300107/113	Control unit AAG	900001506821	900001506397	900001506617
305408300107/113	Control unit AAG 2	900001507014	900001506397	900001506617
305410300107/113	Control unit 506758	900001506153	900001506397	900001506124
305417300113	Control unit VW UCC V3	900001507098	-	900001506617
305500300113	Control unit AAG	900001506569	-	900001506387
306126300113	Control unit 16p 58 231 021/12V	900001506727	-	900001506680
306142300107/113	Relay 3p+2p C2 506811	900001506811	900001506424	900001506680
306150300107/113	Relay 3p+2p C2 506811	900001506811	900001506424	900001506680
306151300107/113	Relay 3p+2p C2 506811	900001506811	900001506424	900001506680
306152300107/113	Relay 3p+2p C2 506811	900001506811	900001506424	900001506680
306153300107/113	Relay 3p+2p C2 506811	900001506811	900001506424	900001506680
306154300107/113	Relay 3p+2p C2 506811	900001506811	900001506424	900001506680
305155300107/113	Relay 3p+2p C2 506811	900001506811	900001506424	900001506680
306174300107/113	Control unit 12p ALM12/1/ASTM12/ASG2000-121	900001506005	900001506424	900001506439
306175300107/113	Control unit 30p 506270	900001506270	900001506424	900001506439
306186300107/113	Control unit 30p 506270	900001506270	900001506424	900001506439
306189300113	Control unit 30p 506270	900001506270	-	900001506439
306197300107/113	Relay 4p Westfalia	900001507786	900001506424	900001506680
306201300107/113	Relay 4p Westfalia	900001507786	900001506424	900001506680
306203300113	Control unit 16p 58 231 021/12V	900001506727	-	900001506680
306204300107/113	Control unit 30p 506270	900001506270	900001506424	900001506439
306215300107/113	Control unit 30p 506270	900001506270	900001506424	900001506439
306216300107/113	Control unit 12p ALM12/1/ASTM12/ASG2000-121	900001506005	900001506424	900001506439
306217300001	Control unit ALM12/1/ASTM12/ASG2000-121	900001506005	-	-
306218300113	Control unit 30p 506691	900001506691	-	900001506386
306220300113	Control unit ASTM pro V4 (former: ASTM pro C1)	900001506499	-	900001506386
306221300107/113	Control unit ASTM pro V4 (former: ASTM pro C1)	900001506499	900001506397	900001506386
306224300107/113	Control unit ASTM pro V4 (former: ASTM 31)	900001506499	900001506397	900001506386
306226300107/113	Control unit 12p ALM12/1/ASTM12/ASG2000-121	900001506005	900001506424	900001506439
306227300107/113	Control unit 12p ASTM 12	900001506005	900001506424	900001506438
305228300107/113	Control unit 30p ASTM 30	900001506270	900001506424	900001506439
306231300107/113	Control unit ASTM pro V4 (former: ASTM 31)	900001506499	900001506424	900001506439
306237300107/113	Control unit ASTM pro V4 (former: ASTM 31)	900001506499	900001506397	900001506001
306238300107/113	Control unit ASTM pro V4 (former: ASTM 31)	900001506499	900001506424	900001506439
306239300113	Control unit ASTM pro V4 (former: ASTM 31)	900001506499	-	900001506439

Control Units and Sockets

Wiring kits	Identification no.	Relay	Socket	
			7 pins Order no.	13 pins Order no.
Order no.		Order no.		
306240300107/113	Control unit ASTM pro V4 (former: ASTM 31)	900001506499	900001506424	900001506439
306249300107/113	Control unit ASTM pro V4	900001506499	900001506397	900001506124
306252300107/113	Control unit ASTM pro V4 (former: ASTM 31)	900001506499	900001506397	900001506386
306254300113	Control unit ASTM pro V4	900001506499	-	900001506124
306260300113	Control unit 30p 506270 A	900001506270	-	900001506124
306263300107/113	Control unit 30p 506270 A	900001506270	900001506397	900001506001
306265300107/113	Control unit ASTM pro V4	900001506499	900001506424	900001506439
306271300107/113	Control unit ASTM pro V4	900001506499	900001506424	900001506439
306353300113	Control unit 30p 506270 A	900001506270	-	900001506001
306371300107/113	Control unit ASTM pro V4	900001506499	900001506397	900001506124
306374300107/113	Control unit ASTM pro V4	900001506499	900001506397	900001506001
306375300107/113	Control unit UCC-1 Fiat		900001506424	900001506001
306383300113	Control unit ASTM pro V4	900001506499	-	900001506439
306392300113	Control unit ASTM pro V4	900001506499	-	900001506439
306394300107/113	Control unit ASTM pro V4	900001506499	900001506424	900001506439
306397300107/113	Control unit ASTM pro V4	900001506499	900001506424	900001506438
306441300113	Control unit ASTM pro V4	900001506499	-	900001506001
306507300107/113	Relay 3p+2p C2 506811	900001506811	900001506424	900001506680
306508300107/113	Relay 3p+2p C2 506811	900001506811	900001506424	900001506680
306510300107/113	Control unit 30p 506270 A	900001506270	900001506424	900001506439
306520300113	Control unit 12p ASTM 10	900001506542	-	900001506387
306530300107/113	Control unit 506270 A	900001506270	900001506424	900001506439
306531300107/113	Control unit 506270 A	900001506270	900001506424	900001506439
306531300107/113	Control unit 30p ASTM pro V4	900001506499	900001506424	900001506439
306540300113	Control unit 30p (ASTM pro C1 former) ASTM V4	900001506499	-	900001506439
306550300107/113	Control unit 30p (ASTM pro C1 former) ASTM V4	900001506499	900001506397	900001506386
306560300113	Control unit 30p (ASTM pro C1 former) ASTM V4	900001506499	-	900001506386
306570300113	Control unit 506270 A	900001506270	-	900001506386
306580300113	Control unit 506270 A	900001506270	900001506424	900001506439
306590300107/113	Control unit Lancia	900001506691	900001506424	900001506439
306592300113	Control unit 7p 58 227 001	900001506540	-	900001506387
306605300107/113	Control unit ASTM pro V4	900001506499	900001506424	900001506439
306606300113	Control unit 506270 A	900001506270	-	900001506001
306640300107/113	Control unit ASTM pro V4	900001506499	900001506424	900001506439
307120300107/113	Control unit 12p ALM12/1/ASTM12/ASG2000-121	900001506005	900001506397	900001506386
307121300107/113	Control unit 12p ASTM 10	900001506542	900001506424	900001506439
307122300113	Control unit 14p 321059	900001506848	-	900001506439
307162300107/113	Relay 3p+2p C2 506811	900001506811	900001506424	900001506680
307194300107/113	Relay 3p+2p C2 506811	900001506811	900001506424	900001506680
307200300107/113	Control unit 12p ASTM 12	900001506005	900001506397	900001506386
307231300107/113	Control unit 12p ASTM 12	900001506005	900001506397	900001506386
307232300107/113	Control unit 12p ASTM 12	900001506005	900001506424	900001506438
307234300107/113	Control unit 10p/12p 5C006 / ASTM 12	900001506398	900001506397	900001506001

Control Units and Sockets

Wiring kits	Identification no.	Relay	Socket	
			7 pins Order no.	13 pins Order no.
Order no.		Order no.		
307234300107/113	Control unit 10p/12p 5C006 / ASTM 12	900001506005	900001506397	900001506001
307240300107/113	Control unit 12p ALM12/1/ASTM12/ASG2000-121	900001506005	900001506397	900001506386
307242300107/113	Control unit 12p ALM12/1/ASTM12/ASG2000-121	900001506005	900001506424	900001506439
307244300107/113	Control unit 12p ALM12/1/ASTM12/ASG2000-121	900001506005	900001506424	900001506439
307260300107/113	Control unit 12p ALM12/1/ASTM12/ASG2000-121	900001506005	900001506424	900001506439
307260300113	Control unit 12p ASTM 10	900001506542	-	900001506387
307264300107/113	Control unit 12p ALM12/1/ASTM12/ASG2000-121	900001506005	900001506397	900001506439
307280300107/113	Control unit 12p ALM12/1/ASTM12/ASG2000-121	900001506005	900001506397	900001506386
307290300107/113	Control unit 12p ALM12/1/ASTM12/ASG2000-121	900001506005	900001506397	900001506001
307360300107/113	Control unit 12p ALM 12/1 ASTM 10	900001506542	900001506397	900001506386
307376300113	Flash Control - (2+1)* 21 W	900001506786	-	
307385300107/113	Control unit Ford UCC-4	900001506867	900001506424	900001506439
307386300107/113	Control unit Ford UCC-4	900001506867	900001506424	900001506439
307397300107/113	Control unit ASTM LC	900001506633	900001506397	900001506001
307400300107/113	Control unit Ford UCC-1	900001506627	900001506424	900001506439
307402300107/110	Control unit Ford UCC-2 506738	900001506738	900001506397	900001506001
307442300107/113	Control unit Ford UCC-2 506738	900001506738	900001506397	900001506001
307473300107/113	Control unit Ford UCC-2 506738	900001506738	900001506397	900001506001
307474300107/113	Control unit Ford UCC-2 506738	900001506738	900001506397	900001506001
307478300107/113	Control unit Ford UCC-5 506738	900001507062	900001506397	900001506001
307499300107/113	Control unit Ford UCC-5 506738	900001507062	900001506397	900001506001
307500300107/113	Control unit Ford UCC-2 506738	900001506738	900001506424	900001506439
307522300113	Control unit 5C040	900001507042	-	900001506439
313004300107	Control unit 58 211 001	900001507401	900001506424	-
313053300107/113	Control unit 13p 5DK 004 087-02	900001507900	900001506424	900001506680
313061300107/113	Control unit 7p 58 227 001	900001506540	900001506424	900001506680
313067600107/113	Control unit 7p 58 227 001	900001506540	900001506424	900001506680
313072300107	Control unit 12p ALM12/1/ASTM12/ASG2000-121	900001506005	900001506424	-
313082300107/113	Control unit ASTM pro V4 (former: ASTM 30)	900001506499	900001506424	900001506680
313084300107/113	Control unit 14p+22p ASG 2000-361	900001506447	900001506424	900001506439
313084300107/113	Control unit 14p+22p 321132 PA66GS30	900001506472	900001506424	900001506439
313101300107/113	Control unit 7p 58 227 01	900001506540	900001506424	900001506680
313103300107/113	Control unit 12p ALM12/1/ASTM12/ASG2000-121	900001506005	900001506424	900001506439
313105300107/113	Control unit 5DS 008 769-10	900001506172	900001506424	900001506439
313108300113	Control unit AAG A9069009901	900001507050	-	900001506439
313116300107/113	no control unit necessary, integrated in the on-board electrical system	-	900001506054	900001506387
313117300107/113	not available	-	900001506397	900001506386
313120300107/113	Control unit 10p ALM 10/1 (former: 58207002)	900001506274	900001506424	900001506680
313120300107/113	Control unit 12p ALM12/1/ASTM12/ASG2000-121	900001506005	900001506424	900001506439
313121300107/113	Control unit 30p (ASTM pro C1 former) ASTM V4	900001506499	900001506397	900001506386
313122300107/113	Control unit 5DS 008 769-10	900001506172	900001506424	900001506439
313134300113	not necessary	-	-	900001506386

Control Units and Sockets

Wiring kits	Identification no.	Relay	Socket	
			7 pins Order no.	13 pins Order no.
Order no.		Order no.		
313135300113	not necessary	-	-	900001506439
313138300113	not necessary	-	-	900001506438
313167300107/113	Control unit 5DS 008 102-107	900001506171	900001506424	900001506439
313168300107/113	Control unit 5DS 008 769-10	900001506172	900001506692	900001506439
313174300107/113	Control unit 12p ALM12/1/ASTM12/ASG2000-121	900001506005	900001506397	900001506001
313176300107/113	Control unit 30p 506 270	900001506270	900001506424	900001506439
313195300107/113	-	-	900001506397	900001506001
313196300107/113	Control unit 5DS 008 493-107	900001506173	900001506397	900001506386
313208300107/113	Control unit 506 156	900001506156	900001506397	900001506439
313210300107/113	Control unit 506 156	900001506156	900001506397	900001506124
313211300107/113	Control unit 300001506573	900001506573	900001506397	900001506124
313212300107/113	Control unit 300001506573	900001506573	900001506397	900001506124
313231300107/113	Control unit Daimler UCC-2 506822	900001506822	900001506424	900001506123
313234300107/113	Control unit 12p ALM12/1/ASTM12/ASG2000-121	900001506005	-	900001506438
313361300107/113	Control unit Daimler UCC-1	900001506629	900001506397	900001506124
313386300143	Control unit Daimler UCC-1	900001506629	-	900001506124
313398300107/113	Control unit Daimler UCC-1	900001506629	900001506424	900001506124
313406300113	Control unit Daimler UCC-1	900001506629	-	900001506124
313430300113	Control unit Daimler UCC-1	900001506629	-	900001506124
313432300107/113	Control unit Daimler UCC-4	900001507040	900001506397	900001506124
313436300107/113	Control unit Daimler UCC-3	900001507043	900001506397	900001506001
314237300107/113	Control unit 12p ALM12/1/ASTM12/ASG2000-121	900001506005	900001506424	900001506439
314244300107/113	Control unit 12p ALM12/1/ASTM12/ASG2000-121	900001506005	900001506424	900001506439
314245300107/113	Control unit 14p/12p 321095	900001506399	900001506054	900001506387
314245300107/113	Control unit 14p/12p ASTM 12	900001506005	900001506054	900001506387
314250300107/113	Relay 3p+2p C2 506811	900001506811	900001506424	900001506680
314251300107/113	Relay 3p+2p C2 509811	900001506811	900001506424	900001506680
314253300107/113	Relay 3p+2p C2 509811	900001506811	900001506424	900001506680
314254300107/113	Relay 3p+2p C2 509811	900001506811	900001506424	900001506680
314256300107/113	Relay 3p+2p C2 509811	900001506811	900001506424	900001506680
314257300107/113	Relay 3p+2p C2 509811	900001506811	900001506424	900001506680
314257300107/113	Control unit 12p ALM12/1/ASTM12/ASG2000-121	900001506005	900001506424	900001506439
314263300107/113	Control unit 12p ALM12/1/ASTM12/ASG2000-121	900001506005	900001506424	900001506439
314263300107/113	Control unit 12p ASTM R	900001506623	900001506424	900001506439
314264300107/113	Control unit 12p ALM12/1/ASTM12/ASG2000-121	900001506005	900001506424	900001506439
314265300107/113	Control unit 12p ALM12/1/ASTM12/ASG2000-121	900001506005	900001506424	900001506439
314267300113	Control unit ASTM R	900001506623	-	900001506439
314274300113	Control unit 321054 / 321130	900001506862	-	900001506439
314275300107/113	Control unit 321054 / 321130	900001506862	-	900001506439
314283300107/113	Control unit 30p ASTM pro A1/C1/V4	900001506499	900001506424	900001506439
314289300107/113	Control unit 12p ALM12/1/ASTM12/ASG2000-121	900001506005	900001506424	900001506439
314295300113	Control unit 16p, only available with Vauxhall / Opel dealers	-	-	900001506439

Control Units and Sockets

Wiring kits	Identification no.	Relay	Socket	
			7 pins Order no.	13 pins Order no.
Order no.		Order no.		
314300300107/113	Control unit 244 538 50	900001506907	900001506424	900001506438
314307300107/113	Control unit ASTM LC	900001506633	900001506424	900001506439
314335300113	Control unit ASTM R	900001506623	-	900001506439
314342300107/113	WA Opel UCC-1	900001506631	900001506424	900001506439
314364300113	not necessary		-	
314373300113	Control unit ASTM 10	900001503907	-	900001506439
314386300107/113	WA_Vauxhall / Opel_UCC-1	900001506631	900001506424	900001506439
314390300113	only available with Vauxhall / Opel dealers	-	-	900001506387
314400300107/113	Control unit 30p ASTM pro A1/C1/V4	90001506499	900001506424	900001506439
314402300113	only available with Vauxhall / Opel dealers	-	-	900001506387
314422300113	Control unit ASTM LC	900001506633	-	900001506439
314436300107/113	WA_Vauxhall / Opel_UCC-1	900001506631	900001506424	900001506439
314451300107/113	Control unit ASTM LC	900001506633	900001506424	900001506439
314513300107/113	WA_Vauxhall / Opel_UCC-1	900001506631	900001506397	900001506001
314860300107/113	Control unit ASTM R	900001506623	900001506054	900001506387
314870300107/113	Control unit ASTM R	900001506623	900001506424	900001506439
315072300107/113	Relay 3p+2p C2 506811	900001506811	900001506424	900001506680
315073300107/113	Relay 3p+2p C2 506811	900001506811	900001506424	900001506680
315097300107/113	Relay 3p+2p C2 506811	900001506811	900001506424	900001506680
315109300107/113	Control unit PSA UCC-1 506626	900001506626	900001506424	900001506439
315110300107/113	Control unit PSA UCC-1 506626	900001506626	900001506397	900001506001
315182300113	Control unit PSA UCC-3	900001506964	-	900001506001
315185300113	Control unit PSA UCC-3	900001506964	-	900001506001
315196300113	Control unit PSA UCC-3	900001506964	-	900001506001
316113300107/113	Control unit 12p ALM12/1/ASTM12/ASG2000-121	900001506005	900001506397	900001506001
316114300113	Control unit 10p ALM 10/1 (former: 58207002)	900001506274	-	900001506001
316114300113	Control unit 12p ALM12/1/ASTM12/ASG2000-121	900001506005	-	900001506001
316117300113	Control unit 10p ALM 10/1 (former: 58207002)	900001506274	-	900001506680
316117300113	Control unit 12p ALM12/1/ASTM12/ASG2000-121	900001506005	-	900001506439
316118300107/113	Control unit 12p ALM12/1/ASTM12/ASG2000-121	900001506005	900001506424	900001506439
316120300107/113	Relay 4p+2p C2 70 BGi000	900001506147	900001506424	900001506439
316123300107/113	Control unit 12p ALM12/1/ASTM12/ASG2000-121	900001506005	900001506424	900001506439
316124300107/113	Relay 5p 54 201 126	900001507731	900001506424	900001506680
316126300107/113	Relay 5p 54 201 126	900001507731	900001506424	900001506680
316128300107/113	ALM12/1/ASTM12/ASG2000-121	900001506005	900001506424	900001506680
316130300107/113	Control unit ASTM 10	900001506542	900001506424	900001506439
316135300113	no control unit	-	-	900001506387
316140300107/113	Control unit 12p ALM12/1/ASTM12/ASG2000-121	900001506005	900001506397	900001506001
316142300107/113	Control unit 12p ALM12/1/ASTM12/ASG2000-121	900001506005	900001506397	900001506001
316143300107/113	Control unit 12p ALM12/1/ASTM12/ASG2000-121	900001506005	900001506397	900001506001
316152300113	Control unit 12p ALM12/1/ASTM12/ASG2000-121	900001506005	900001506397	900001506001
316156300107/113	Control unit 12p ASTM 10	900001506542	900001506424	900001506439
316170300107/113	Control unit 12p ALM12/1/ASTM12/ASG2000-121	900001506005	900001506397	900001506001

Control Units and Sockets

Wiring kits	Identification no.	Relay	Socket	
			7 pins Order no.	13 pins Order no.
Order no.		Order no.		
316174300107/113	Control unit 12p ALM12/1/ASTM12/ASG2000-121	900001506005	900001506397	900001506001
316174300107/113	Control unit 12p ASTM R	900001506623	900001506397	900001506001
316176300113	Control unit 10p TLM C2+54	900001506730	-	900001506680
316187300107/113	Control unit 12p ALM12/1/ASTM12/ASG2000-121	900001506005	900001506397	900001506001
316190300107/113	Control unit ASTM R	900001506623	900001506424	900001506439
316192300107/113	Control unit 12p ALM12/1/ASTM12/ASG2000-121	900001506005	900001506424	900001506439
316205300107/113	no control unit	-	-	900001506680
316207300113	Control unit 321054 / 321130	900001506862	-	900001506001
316214300107/113	Control unit ASTM R	900001506623	900001506424	900001506439
316252300113	Control unit ASTM R	900001506623	-	900001506001
316259300113	Control unit 10p TLM C2+54	900001506730		
316273300107/113	Control unit ASTM LC	900001506633	900001506424	900001506439
316290300107/113	Control unit ASTM LC	900001506633	900001506054	900001506387
316294300107/113	Control unit ASTM LC	900001506633	900001506424	900001506439
316297300107/113	Control unit 22p LC	900001506633	900001506424	900001506439
316300300107/113	no control unit	-	900001506054	900001506387
316312300107/113	Control unit 30p ASTM V4 TD	900001507044	900001506424	900001506439
316315300107/113	Control unit 10p 506623	900001506623	900001506424	900001506439
316318300113	no control unit	-	-	900001506721
316319300113	no control unit	-	-	900001506123
316321300113	Control unit ASTM LC	900001506633	-	900001506439
316333300107/113	Control unit ASTM LC	900001506633	900001506424	900001506439
316334300107/113	Control unit ASTM LC	900001506633	900001506424	900001506439
316337300107/113	Control unit Renault UCC V1	900001507005	900001506424	900001506439
316338300107/113	Control unit ASTM LC	900001506633	900001506424	900001506439
316340300107/113	Control unit ASTM LC	900001506633	900001506424	900001506439
316353300107/113	no control unit	-	900001506054	900001506387
316403300113	Control unit 785087		-	900001506439
316404300113	Control unit 30p ASTM V4 TD	900001507044	-	900001506439
316410300113	Control unit 10p 506623	900001506623	-	900001506001
316430300107/113	Control unit ASTM LC	900001506633	900001506397	900001506001
316440300107/113	no control unit	-	900001506054	900001506387
316442300107/113	Control unit 10p 900001506623	900001506623	900001506424	900001506439
317007300107/113	Relay 4p Westfalia	900001507786	900001506424	900001506680
317013300107/113	Relay 4p Westfalia	900001507786	900001506424	900001506680
317015300107/113	Control unit 10p ALM 10/1 (former: 58207002)	900001506274	900001506397	900001506001
317015300107/113	Control unit 12p ALM12/1/ASTM12/ASG2000-121	900001506005	900001506397	900001506001
317043300107/113	Control unit 12p ALM12/1/ASTM12/ASG2000-121	900001506005	900001506397	900001506001
317050300107/113	Control unit 12p ALM12/1/ASTM12/ASG2000-121	900001506005	900001506397	900001506001
317056300107/113	Control unit AAG (506328 former) 506758	900001506758	900001506397	900001506617
317064300107/113	Control unit not necessary	-	900001506054	900001506617
317079300107/113	Control unit 506153	900001506153	900001506397	900001506617
317114300107/113	Control unit AAG2 300001507014	900001507014	900001506397	900001506607

Control Units and Sockets

Wiring kits	Identification no.	Relay	Socket	
			7 pins Order no.	13 pins Order no.
Order no.		Order no.		
317400300107/113	Control unit not necessary	-	900001506054	900001506617
317420300107/113	Control unit AAG 300001506758	900001506758	900001506397	900001506617
320039300107/113	Control unit not necessary	-	900001506424	900001506680
320044300107/113	Relay 3p+2p C2 506811	900001506811	900001506424	900001506680
320049300113	without control unit/relay 506464	900001506464	-	900001506439
320051300113	Control unit 30p ASTM pro C1/V4	900001506499	-	900001506439
320058300113	Control unit 30p ASTM pro C1/V4	900001506499	-	900001506439
320076300107/113	Control unit Volvo UCC 3 506668	900001506668		900001506439
320108300113	Control unit ASTM LC	900001506633	900001506397	900001506001
320240300107/113	Control unit 16p UCC 1 oder 3	900001506668	900001506424	900001506439
320320300113	Control unit 30p ASTM pro C1/V4	900001506499	-	900001506439
320400300113	Control unit 30p ASTM pro C1/V4	900001506499	-	900001506386
320540300113	Control unit 12p ALM12/1/ASTM12/ASG2000-121	900001506005	-	900001506001
320542300107/113	WA_Volvo_UCC-3	900001506668	900001506548	900001506438
320543300107/113	WA_Volvo_UCC-3	900001506668	900001506424	900001506680
320780300113	Control unit 12p ALM12/1/ASTM12/ASG2000-121	900001506005	-	900001506439
320108300107/113	Control unit ASTM LC	900001506633	900001506397	900001506001
321044300113	Control unit VW UCC1 506630	900001506630	-	900001506124
321106300113	Control unit 5DS 008 769 - 107	900001506172	-	900001506439
321315300107/113	Relay 3p+2p C2 506811	900001506811	900001506424	900001506680
321316300107/113	WBS 6NO 953 253 C	900001506287	900001506424	900001506680
321317300107/113	WBS 6NO 953 253 C	900001506287	900001506424	900001506680
321318300113	WBS 6NO 953 253 C	900001506287	900001506424	900001506680
321327300107/113	Relay 3p+2p C2 506811	900001506811	900001506424	900001506680
321331300107/113	Relay 3p+2p C2 506811	900001506811	900001506424	900001506680
321360300107/113	Relay 3p+2p C2 506811	900001506811	900001506424	900001506680
321361300107/113	Relay 3p+2p C2 506811	900001506811	900001506424	900001506680
321403300107/113	Relay 3p+2p C2 506811	900001506811	900001506424	900001506680
321451300107/113	without control unit	-	900001506054	900001506387
321452300107/113	without control unit	-	900001506054	900001506387
321454300107/113	Control unit 506758	900001506758	900001506054	900001506387
321455300107/113	Control unit 506558, 506658, 506758	900001506758	900001506054	900001506387
321456300107/113	Control unit 506558, 506658, 506758	900001506758	900001506054	900001506387
321457300107/113	Control unit 8p 321099/105/106	900001506252	900001506397	900001506001
321457300107/113	Control unit 12p 321099/105/106	900001506005	900001506397	900001506001
321458300107/113	Control unit 12p ALM12/1/ASTM12/ASG2000-121	900001506005	900001506397	900001506001
321465300107/113	Control unit 12p ALM12/1/ASTM12/ASG2000-121	900001506005	900001506397	900001506001
321468300107/113	WBS-Relay 1C0 953235 A	900001506022	-	900001506617
321500300113	Control unit AAG 506 107	900001506667	-	900001506439
321505300107/113	Control unit 12p ALM12/1/ASTM12/ASG2000-121	900001506005	900001506397	900001506001
321512300107/113	Control unit 12p ALM12/1/ASTM12/ASG2000-121	900001506005	900001506397	900001506001
321520300107/113	Control unit 12p ALM12/1/ASTM12/ASG2000-121	900001506005	900001506397	900001506001
321523300113	without control unit	-	-	900001506617

Control Units and Sockets

Wiring kits	Identification no.	Relay	Socket	
			7 pins Order no.	13 pins Order no.
Order no.		Order no.		
321524300107/113	without control unit	-	900001506054	900001506617
321525300107/113	Control unit 506658, 506758	900001506758	900001506054	900001506387
321526300107/113	Control unit 12p ASTM 10	900001506542	900001506424	900001506439
321527300107/113	Control unit AAG 506658, 506758	900001506758	900001506397	900001506617
321529300107/113	Control unit AAG2 300001507012	900001507012	900001506397	900001506607
321534300107/113	Control unit AAG 506658, 506758	900001506758	900001506397	900001506617
321535300107/113	Control unit AAG 506658, 506758	900001506758	900001506397	900001506617
321537300107/113	Control unit AAG 506658, 506758	900001506758	900001506397	900001506617
321538300107/113	Control unit AAG 506658, 506758	900001506758	900001506397	900001506617
321539300107/113	Control unit 30p. ASTM PRO C1 / V4	900001506499	900001506397	900001506617
321540300107/113	Control unit AAG 506658, 506758	900001506758	900001506397	900001506617
321543300107/113	Control unit AAG 506658	506758, 90000150675	900001506397	900001506617
321545300107/113	Control unit AAG 506658, 506758	900001506758	900001506397	900001506617
321546300107/113	Control unit AAG 506658, 506758	900001506758	900001506397	900001506617
321554300107/113	Control unit AAG 506658, 506758	900001506758	900001506348	900001506438
321556300107/113	Control unit AAG 506658, 506758	900001506758	900001506054	900001506387
321557300107/113	Control unit 506658, 506758	900001506758	900001506054	900001506387
321600300107/113	Control unit 506658, 506758	900001506758	900001506397	900001506617
321650300113	Control unit 506758, 506758	900001506758	-	900001506387
321651300113	Control unit 506758	900001506758	-	900001506387
321652300113	-	-	-	900001506387
321653300113	-	-	-	900001506387
321661300113	-	-	-	900001506438
321701300107/113	Control unit AAG 506658, 506758	900001506758		
321702300107/113	Control unit AAG 506658, 506758	900001506758	900001506054	900001506387
321704300107/113	Control unit 506758, 506758	900001506758	900001506054	900001506387
321705300113	Control unit AAG 300001506758	900001506758	-	900001506387
321765300113	Control unit AAG 7P0.907.383.B NAR	900001506660	900001506342	900001506438
321766300113	Control unit AAG2 300001507016	900001507016	-	900001506438
321780300107/113	Control unit VW UCC1 506630	900001506630	900001506397	900001506124
321863300107/113	Control unit VW UCC3 507098	900001507098	-	900001506617
323040300107/113	not necessary	-	900001506424	900001506680
323045300113	Control unit 15p 8 369 018/908 767	900001506563	-	900001506439
323048300107/113	without control unit	-	90001506424	900001506680
323064300113	Control unit 15p 6 908 767	900001506563	-	900001506439
323074300113	not necessary	-	-	900001506437
323080300113	Control unit 30p (ASTM pro C1 former) ASTM V4	900001506499	-	900001506124
323084300113	Control unit 506558	900001506558	-	900001506001
323097300113	Control unit BMW UUC2 506737	900001506625	-	900001506001
323102300113	not necessary	-	-	900001506617
323107300113	not necessary	-	-	900001506437
323141300113	not necessary	-	-	900001506439
323410300113	Control unit 506270 A	900001506270	-	900001506439

Control Units and Sockets

Wiring kits	Identification no.	Relay	Socket	
			7 pins Order no.	13 pins Order no.
Order no.		Order no.		
323411300113	not necessary	-	-	900001506607
324014300107/113	Control unit 14p 321095	900001506399	900001506054	900001506387
327014300113	Control unit 506 107	900001506107	-	900001506439
327068300113	Control unit AAG2 300001507016	900001507016	-	900001506001
332108300107/113	Control unit p3+2p C2 506811	900001506811	900001506424	900001506680
332262300107/113	Control unit ASTM LC	900001506633	900001506548	900001506439
332265300107/113	Control unit 12p ALM12/1/ASTM12/ASG2000-121	900001506005	900001506548	900001506439
332303300113	Control unit 5C018	nur kpl. mit E-Satz	-	900001506001
332305300113	Control unit ASTM LC	900001506633	-	900001506001
332306300113	Control unit 10p ASTM R	900001503907	-	900001506439
332314300113	Control unit ASTM LC	900001506633	-	900001506001
332327300107/113	Control unit ASTM LC	900001506633	900001506397	900001506001
332400300107/113	Control unit 30p (ASTM 30 former) ASTM V4	900001506499	900001506424	900001506439
332680300113	Control unit 10p 506079	nur kpl. mit E-Satz	-	900001506387
335229300113	Control unit 10p ASTM 10	900001506542	-	900001506438
335250300113	Control unit 10p ASTM R	900001506623	-	900001506439
335251300107/113	Control unit 10p ASTM 10	900001506542	900001506424	900001506439
335289300113	Control unit p3+2p C2 506811	900001506811	-	900001506439
335289300113	Flash Control - (2+1)*21 W	900001507786	-	900001506680
335299300113	Flash Control - (2+1)*21 W	900001507786	-	900001506680
335302300113	Control unit 10p ASTM 10	900001506542	-	900001506617
335303300113	Control unit 10p ASTM 10	900001506542	-	900001506617
335304300113	Control unit 10p ASTM 10	900001506542	-	900001506617
335305300113	Control unit 30p 506270 A	900001506270	-	900001506617
335323300113	Control unit 10p ASTM 10	900001506542	-	900001506617
335328300107/113	Control unit 12p ALM12/1/ASTM12/ASG2000-121	900001506005		900001506438
335345300113	Control unit ASTM V4	900001506499	900001506397	900001506001
335346300113	Control unit 5C028	900001506578	-	900001506439
335357300107/113	Control unit ASTM V4	900001506499	-	900001506001
335360300113	Control unit 5C028	900001506578	-	
335364300107/113	Control unit 22p 506633	900001506633	900001506397	900001506001
335383300107/113	Control unit ASTM V4	900001506499	900001506424	900001506439
335393300113	Control unit 5C028	900001506578	-	900001506439
335394300113	Control unit ASTM V4	900001506499	-	900001506439
335397300113	Control unit 22p 506633	900001506633	-	900001506439
335398300113	Control unit 5C033	900001506578	-	900001506439
335411300107/113	Control unit ASTM V4	900001506499	900001506397	900001506001
335413300107/113	Control unit ASTM V4	900001506499	900001506424	900001506439
335419300107/113	Control unit ASTM V4	900001506499	900001506424	900001506439
335423300107/113	Control unit ASTM V4	900001506499	900001506397	900001506001
335455300113	Control unit ASTM V4	900001506499	900001506397	900001506439
335600300113	Control unit 12p ASTM 10	900001506542	-	900001506617
338110300107/113	Control unit ASTM LC	900001506633	-	900001506001

Control Units and Sockets

Wiring kits	Identification no.	Relay	Socket	
			7 pins Order no.	13 pins Order no.
Order no.		Order no.		
338680300113	Control unit 12p ALM12/1/ASTM12/ASG2000-121	900001506005	-	900001506438
340072300113	Control unit 10p TLM C2+54	900001506639	-	900001506680
340075300113	Control unit 10p CCM	900001506079	900001506054	900001506386
340093300113	Control unit ASTM LC	900001506633	-	900001506439
340099300113	Control unit ASTM LC	900001506633	-	900001506001
340136300113	Control unit 9509	900001507091	-	900001506680
341016300113	Control unit 5C022	nur kpl. mit E-Satz	-	900001506680
341024300107/113	Control unit 12p ASTM 10	900001506542	-	900001506439
342033300107/113	Control unit ASTM LC	900001506633	-	900001506439
342041300107/113	Relay 4p Westfalia	900001507786	900001506424	900001506680
342097300113	Control unit 5C033 (former 5C028)	900001506578	-	900001506439
342099300107/113	Control unit 12p ASTM 10	900001506542	900001506054	900001506387
342103300113	Control unit 5C033 (former 5C028)	900001506578	-	900001506387
342184300113	Control unit 5C033 (former 5C028)	900001506578	-	900001506680
342190300113	Control unit ASTM LC	900001506633	-	900001506439
342197300113	Control unit ASTM V4	900001506499	900001506397	900001506001
342200300113	Control unit ASTM LC	900001506633	-	900001506001
342239300113	not necessary	-	-	900001506680
343037300113	Control unit 12p ASTM 10	900001506542	-	900001506439
343056300107/113	Control unit ASTM LC	900001506633	900001506424	900001506439
343060300113	Control unit 12p ASTM 10	900001506542	-	900001506439
343063300113	Control unit 5D033 (former 5C028,5C033)	900001506578	-	900001506387
343066300113	Control unit ASTM LC	900001506633	-	900001506124
343067300113	Flash Control - (2+1)*21 W	900001506744	-	900001506387
343069300113	Control unit UCC-1 MA/FO	900001506670	-	900001506439
343071300107/113	Control unit 5D033 (former 5C028,5C033)	900001506578	-	900001506001
343074300113	Control unit ASTM LC	900001506633	-	900001506439
343105300113	Control unit Blinkerüberwachung	900001507075	-	900001506680
343400300107/113	Control unit ASTM LC	900001506633	900001506424	900001506439
343660300113	Control unit 12p ASTM 10	900001506542	-	900001506386
344023300107/113	Control unit 12p ALM12/1/ASTM12/ASG2000-121	900001506005	900001506397	900001506001
344027300107/113	Control unit 12p ALM12/1/ASTM12/ASG2000-121	900001506005	900001506424	900001506680
344040300107/113	without control unit	-	900001506424	900001506680
344041300107/113	without control unit	-	900001506424	900001506680
344044300107/113	Control unit AAG 506328, 506758	900001506758	900001506424	900001506617
344250300107/113	Control unit 506558, 506758	900001506758	900001506397	900001506617
344500300107/113	Control unit AAG 506328, 506758	900001506758	900001506424	900001506439
344503300107/113	Relay 3p+2p C2 506811	900001506811	900001506424	900001506680
344504300107/113	Relay 3p+2p C2 506811	900001506811	900001506424	900001506680
345028300113	Control unit ASTM LC	900001506633	-	900001506439
345059300107/113	Control unit ASTM LC	900001506633	900001506055	900001506387
345066300113	Control unit ASTM LC	900001506633	-	900001506439
345068300113	Control unit ASTM LC	900001506633	-	900001506439

Control Units and Sockets

Wiring kits	Identification no.	Relay	Socket	
			7 pins Order no.	13 pins Order no.
Order no.		Order no.		
345069300113	Control unit ASTM LC	900001506633	-	900001506001
345070300113	TLM C2-FOG-REV-PDC (+)	900001506723	-	900001506680
345079300113	Control unit ASTM LC	900001506633	-	900001506439
345080300113	Control unit ASTM LC	900001506633	-	900001506439
345082300113	Control unit ASTM LC	900001506633	-	900001506439
345084300107/113	Control unit ASTM LC	900001506633	900001506397	900001506001
345086300107/113	Control unit ASTM LC	900001506633	-	900001506001
345096300107/113	Control unit ASTM LC	900001506633	-	900001506001
345143300107/113	Control unit ASTM LC	900001506633	-	900001506001
345220300107	Control unit 12p 506005	900001506005	900001506054	
345480300113	Control unit 12p ASTM 10	900001506542	-	900001506438
345760300113	Control unit 12p ALM12/1/ASTM12/ASG2000-121	900001506005	-	900001506387
345086300107/113	Control unit ASTM LC	900001506633	900001506424	900001506439
345481300113	Control unit 14p., 321059	900001506848	-	900001506680
345880300113	Control unit 12p ALM12/1/ASTM12/ASG2000-121	900001506005	-	900001506124
345881300113	Control unit 12p ALM12/1/ASTM12/ASG2000-121	900001506005	-	900001506124
346018300107/113	Control unit 12p ASTM 10	900001506542	900001506424	900001506439
346049300107/113	Control unit ASTM LC	900001506633	900001506548	900001506439
346057300113	Control unit 5C022	nur kpl. mit E-Satz	-	900001506680
346059300113	Relay 3p+2p C2 506811	900001506811	-	900001506439
346064300107/113	Control unit ASTM LC	900001506633	900001506424	900001506439
346066300113	Control unit 12p ASTM 10	900001506542	-	900001506439
346071300113	Control unit ASTM LC	900001506633	-	900001506439
346076300107/113	Control unit ASTM LC	900001506633	-	900001506439
346800300107/113	Control unit 12p ASTM 10	900001506542	900001506424	900001506439
346810300107/113	Control unit 12p ASTM 10	900001506542	900001506424	900001506439
348020300113	Flash Control - (2+1)*21 W	900001507786	-	
348023300113	Flash Control - (2+1)*21 W	900001507786	-	
348026300113	Flash Control - (2+1)*21 W	900001507786	-	
348037300113	Control unit ASTM LC	900001506633	-	900001506439
349025300113	Control unit	900001506691	-	900001506439
349039300107/113	Control unit ASTM LC	900001506633	900001506054	900001506386

Adapter and plugs



Adapter, short 7/13

from car 7-pins to trailer 13-pins

order no.: 300 100 310 107



Adapter, short 13/7

from car 13-pins to trailer 7-pins

order no.: 300 100 320 113



Plug 13p

order no.: 900 001 506 533



Adapter 13p West

from car 13-pins (DIN/ISO 11446) to trailer 7-/13-pins West

order no.: 900 001 506 997

Sockets and seals



Socket 13-pins

Screw connection (option for cable outlet in the side w. seal 900 001 507 001) cable outlet on side, with rear fog light disconnecting contact

order no.: 900 001 506 001



Socket 13-pins

Contact sockets with solder connections, double microswitch, axial cable outlet

order no.: 900 001 506 037



Socket 7-pins

Screw connection, microswitch changer, axial cable outlet (N-version DIN/ISO 1724)

order no.: 900 001 506 054



Socket 13-pins

Flat version 40 mm high, crimp contact, microswitch, cable outlet on right side

order no.: 900 001 506 124



Socket 13-pins

West plug system Screw connection without rear fog light disconnecting contact, axial cable outlet similar to (N-Version DIN/ISO 1724) + 6 contacts

order no.: 900 001 506 210



Socket 7-pins

Crimp connection, without rear fog light disconnecting contact, axial cable outlet (N-version DIN/ISO 1724)

order no.: 900 001 506 384



Socket 13-pins

Screw connection, microswitch cable outlet on side

order no.: 900 001 506 386

Sockets and seals



Socket 13-pins

Screw connection, microswitch axial cable outlet

order no.: 900 001 506 387



Socket 7-pins

Screw connection, rear fog light disconnecting contact, cable outlet on right side (N-version DIN/ISO 1724)

order no.: 900 001 506 397



Socket 7-pins

Screw connection, rear fog light disconnecting contact, axial cable outlet (N-version DIN/ISO 1724)

order no.: 900 001 506 424



Socket 13-pins

Screw connection (option for cable outlet in the side w. seal 900 001 507 001) axial cable outlet, without rear fog light disconnecting contact

order no.: 900 001 506 439



Socket 7-pins

7p. Extension socket for English vehicle market (S-version DIN/ISO 3732)

order no.: 900 001 506 656



Socket 13-pins

Screw connection (option for cable outlet in the side w. seal 900 001 507 001) axial cable outlet, with rear fog light disconnecting contact

order no.: 900 001 506 680

Accessories for sockets



Screw connection with bellows, cable outlet on right side

package 10 pieces: order no. 900 010 503 924

order no.: 900 001 503 924



Socket seal, 2 axial cable outlets

order no.: 900 001 506 010



Socket seal with bellows, axial cable outlet

package 10 pieces: order no. 900 010 506 024

order no.: 900 001 506 024



Substitute socket housing 52 mm high, axial cable outlet

order no.: 900 001 506 438



Seal for 900 001 506 439/680/001/, outlet on right side, 2 pieces

package 10 pieces: order no. 900 010 507 001

order no.: 900 001 507 001



Additional socket plate for 2nd socket

(GB market)

order no.: 900 001 535 208



Cable support sleeve angled, for 40 mm car body openings, cable diameter: 6 - 14 mm

(package 10 pieces)

order no.: 900 010 303 015

Accessories for sockets



Socket seal, axial cable outlet
(package 10 pieces)

order no.: 900 010 506 531



Socket base plate for slit holders
(package 10 pieces)

order no.: 900 010 506 616



Spare part kit folding plastic socket holder
with slot

order no.: 907 292 608 001



Substitute socket holder with slash, universal
package 10 pieces: order no. 920 036 608 110

order no.: 920 036 608 001



Spare part kit folding plastic socket holder
without slot

order no.: 921 504 608 001

Accessories



Vehicle tester trailer simulation 12 V, for function control and fault simulation

order no.: 900 001 300 198



Signal generator

6 - 24 Volt

order no.: 900 001 300 200



Cable connector for cable diameter 0.35-0.75 m²

(package 4 pieces)

order no.: 900 001 506 102



C2 light compl. 12 V (short version)

long version: order no. 900 001 507 809

order no.: 900 001 506 547



Cable connector

for cable diameter 1.0-2.5 m²

order no.: 900 010 507 391



Relay adapter

(for adapting various different relay assignments)

order no.: 900 061 305 001



C2 cable bridge for older Vauxhall vehicles

order no.: 914 083 303 020

Cycle carrier **BC 60, BC 70**

Accessories
Spare parts

Load Carrier System BC 60



Bicycle carrier BC 60

measurements (W/H/D): 580 x 225 x 690 mm (hinged) /
1260 x 660 x 690 mm (expanded)
weight: 18,4 kg max. payload: 60,0 kg
wheelbase: up to 1300 mm section width: up to 60 mm
bicycle frame: up to 80 mm diameter

order no.: 350 030 600 001



Bicycle carrier BC 70

Further development of the BC 60 with optimised towbar
mounting solution
measurements (W/H/D): 580 x 225 x 690 mm (hinged) /
1260 x 660 x 690 mm (expanded)
weight: 17,4 kg max. payload: 60,0 kg
wheelbase: up to 1300 mm section width: up to 60 mm
bicycle frame: up to 80 mm diameter

order no.: 350 035 600 001



Box

measurements (W/H/D): 1170 x 600 x 425 mm
weight: 15,0 kg
max. payload: 45,0 kg
capacity: 200 l
colour: anthracite

order no.: 350 002 600 001



Platform

measurements (W/H/D): 1290 x 230 x 413 mm
weight: 6,0 kg
max. payload: 54,0 kg
colour: anthracite

order no.: 350 004 600 001



Expansion rail for the 3rd bicycle (20 kg payload)

for models Portilo (year of construction: -12/2011): order no.
350 001 600 001

order no.: 350 014 600 001



Bag

For clean stowage of the Portilo cycle carrier

order no.: 350 008 600 001



Drive up ramp (for easy loading of heavy cycles)

for models Portilo (year of construction: -12/2011): order no.
350 009 600 001

order no.: 350 020 600 001

Load Carrier System BC 60



Wall mounting bracket

Steel construction for easy storage of the BC 60 cycles carrier to any wall

order no.: 350 006 600 001



Additional brake light

Legal requirement if the bikes obscure the 3rd brake light of the vehicle

order no.: 350 000 305 173



Gear belt extension

order no.: 950 000 622 002



Presentation rack cycle carrier

(cycle carrier is not included)

order no.: 950 003 631 001

Load Carrier Spare Parts



Light cluster left (without cable)

order no.: 950 000 302 003



Light cluster right (without cable)

order no.: 950 000 302 004



Light cluster arm left

order no.: 950 000 631 001



Light cluster arm right

order no.: 950 000 631 002



Light traverse middle

order no.: 950 000 631 003



Bracket for licence plate
(EU-standard size)

order no.: 950 000 631 004



Rubber for gripping lever

order no.: 950 000 503 001

Load Carrier Spare Parts



Bracket / bow

order no.: 950 000 613 001



Receiver for bracket + 2x cog wheel

order no.: 950 000 621 001



Claw short incl. key / lock

order no.: 950 000 633 001



Claw long incl. key / lock

order no.: 950 000 633 002



Claw for 3rd bicycle incl. key / lock

order no.: 950 001 633 004



knob for claw (2 pieces)

incl. key

for version BC 70: part.-no. 950 035 633 003

order no.: 950 000 633 003



Key Cycle Carrier BC 60 / BC 70

(xx = key number)

order no.: 950 000 513 3xx

Load Carrier Spare Parts



Star grip incl. round head screw

order no.: 950 000 637 001



Wing (left)

for models BC 60

for models Portilo (year of construction: -12/2011): order no. 950 000 619 001

for models BC 70: order no. 950 035 619 002

order no.: 950 010 619 002



Wing (right)

for models BC 60

for models Portilo (year of construction: -12/2011): order no. 950 000 619 001

for models BC 70: order no. 950 035 619 003

order no.: 950 010 619 003



Gear belt incl. Clothing (ratchet belt)

for models BC 60

for models Portilo (year of construction: -12/2011): order no. 950 000 622 001

for models BC 70: order no. 950 035 622 001

order no.: 950 010 622 001



Locking mechanism for wings (4 pieces)

order no.: 950 010 627 001

Power Springs

Product Range Power Springs

Art.-Nr.	Manufacturer	Car	Fitting-time	Note	System	Year of construction	
405403500001	Audi	A3	45	incl. 4 WD, excl. Level control	In the spring	04/12-	
421600500001	Audi	A3 Sportback	30	exc. vehicles with level control, exc. 4 WD	In the spring	06/03- 08/2012	
405403500001	Audi	A3 Sportback	45	incl. 4 WD, excl. Level control	In the spring	09/12-	
405425500001	Audi	A4	30	incl. 4 WD,Excl. Niveau-leveller	In the spring	11/07- 11/2015	
405425500001	Audi	A4 Avant	30	incl. 4 WD,Excl. Niveau-leveller	In the spring	11/07- 11/2015	
405425500001	Audi	A5	30	incl. 4 WD,Excl. Niveau-leveller	In the spring	1-6-2007-	
405425500001	Audi	A5 Sportback	30	incl. 4 WD,Excl. Niveau-leveller	In the spring	09/09 -	
405269500001	Audi	A6	60	Excl. Niveau-leveller, Excl. Air Suspension, Excl. Quattro, Excl. S6	In the spring	05/04-03/11	
405425500001	Audi	A6	30	incl. 4 WD,Excl. Niveau-leveller	In the spring	10/14 -	
405269500001	Audi	A6 Avant	60	Excl. Niveau-leveller, Excl. Air Suspension, Excl. Quattro, Excl. S6	In the spring	03/05-08/11	
405425500001	Audi	A6 Avant	30	incl. 4 WD,Excl. Niveau-leveller	In the spring	05/11 -	
405425500001	Audi	Q5	30	incl. 4 WD,Excl. Niveau-leveller	In the spring	11/08-	
405403500001	Audi	S3	45	incl. 4 WD,,Excl. Niveau-leveller	In the spring	09/13-	
404092500001	Citroën	Berlingo	30	SWB, exc. Multispace; L1 exc. Tepee	alternate Spring	04/08-	
404131500001	Citroën	Berlingo	30	LWB, L2, excl. Multispace, excl. Tepee			
404092500001	Citroën	C4 Picasso	30	only for vehicles with 5 seats exc. height control	alternate Spring	10/06 - 06/13	
404151500001	Citroën	C4 Picasso	45		In the spring	06/13-	
404151500001	Citroën	C4 Grand Picasso	45		In the spring	10/13-	
404271500001	Citroën	Jumper	45	30, 33, 35 / 3t, 3,3t, 3,5t, only for cars with ABS ex 4WD	In additionto the Spring	06/06- 06/14	
406357500001	Citroën	Jumper	45	Heavy Duty Set, Typ 30, 33, 35, Minimum load 350 Kg, only ABS Ex 4WD	In additionto the Spring	06/14-	
404333500001	Citroën	Jumpy	45	not for level control, excl. 4x4, incl. Pick UP	In the spring	01/07-	
406350500001	Citroën	Nemo	30	incl. GPL	alternate Spring	02/08-	
416343500001	Dacia	Logan	30		In the spring	11/13-	
416343500001	Dacia	Logan Saloon	30		In the spring	09/05 -	
416343500001	Dacia	Logan MVC	30		In the spring	07/13 -	
416343500001	Dacia	Logan Van	30		In the spring	03/09 -	
416343500001	Dacia	Logan Pick UP	30		In the spring	03/09 -	
416343500001	Dacia	Logan Symbol	30		In the spring	01/13 -	
406279500001	Fiat	Doblo I	45	heavy duty set with a stronger spring	In additionto the Spring	12/01-01/10	
406369500001	Fiat	Doblo II	45	exc. Cargo, exc. Cargo Work Up	In the spring	02/10-	
406368500001	Fiat	Doblo II	45	Cargo, Cargo Work Up	In the spring	02/10-	
404271500001	Fiat	Ducato	45	30, 33, 35 / 3t, 3,3t, 3,5t, only for cars with ABS Ex 4WD	In additionto the Spring	06/06- 06/14	
406357500001	Fiat	Ducato	45	Heavy Duty Set, Typ 30, 33, 35, Minimum load 350 Kg, only ABS Ex 4WD	In additionto the Spring	06/14-	
406350500001	Fiat	Fiorino	30	incl. GPL	alternate Spring	02/08 -	
406350500001	Fiat	Fiorino Qubo	30		alternate Spring	02/08 -	

Product Range Power Springs

Art.-Nr.	Manufacturer	Car	Fitting-time	Note	System	Year of construction	
404333500001	Fiat	Scudo	45	not for level control, excl. 4x4	In the spring	01/07 -	
404333500001	Fiat	Scudo Pick UP	45	not for level control	In the spring	01/07 -	
407441500001	Ford	C-Max	45		In the spring	12/10-	
407441500001	Ford	Grand C-Max	45		In the spring	09/10 -	
407458500001	Ford	Focus C-max	45	incl. New model	In the spring	10/03-10/10	
407458500001	Ford	Focus II	45	incl. New model	In the spring	11/04-01/11	
407441500001	Ford	Focus III	45		In the spring	04/11 -	
407441500001	Ford	Focus III Saloon	45		In the spring	04/11 -	
407407500001	Ford	Focus Wagon II	60	excl. Sport suspension (ST 225CV)	alternate Spring	11/04-07/10	
407456500001	Ford	Focus Wagon III	60	excl. Sport suspension (ST 225CV)	alternate Spring	05/11-	
420064500001	Ford	Mondeo	60	Ex niveauleveller, ABS only, 4 5 doors	alternate Spring	03/07 - 10/2014	
420064500001	Ford	Mondeo Wagon	60	Ex niveauleveller ABS only	alternate Spring	03/07-01/11	
407405500001	Ford	S-Max	60	Ex niveauleveller ABS only	alternate Spring	05/06- 09-2015	
407262500001	Ford	Tourneo Connect	30	SWB and LWB, up to 1290kg axle load	In additionto the Spring	12/02-10/2013	
407521500001	Ford	Tourneo Courier	60		alternate Spring	09/14-	
407521500001	Ford	Transit Courier	60		alternate Spring	09/14-	
407385500001	Ford	Transit	45	Model ,00-'13, FWD and RWD Excl. Chassis Cab	In additionto the Spring	01/00 - 01/2014	
407441500001	Ford	Focus III Saloon	45				
407262500001	Ford	Transit Connect	30	SWB and LWB, up to 1290kg axle load, heavy duty set (with a stronger spring) for L2, standard set for L1	In additionto the Spring	06/02 - 10/13	
446047500001	Hyundai	H300 / H1	30	only for 4 x leaf spring package	In additionto the Spring	01/08-	
446056500001	Hyundai	H300 / H1	45	Excl. Leafspring, Excl. Niveau-level-ler, ABS Only	In the spring	01/08-	
446070500001	Hyundai	I40	60		alternate Spring	02/12-	
446070500001	Hyundai	I40 Kombi	60		alternate Spring	07/11-	
407458500001	Mazda	3 Saloon		incl. New model	In the spring	10/03-12/09	
407458500001	Mazda	3 Hatchback		incl. New model	In the spring	10/03-12/09	
407458500001	Mazda	5	45	incl. New model	In the spring	05/05-09/10	
407458500001	Mazda	5	45	incl. New model	In the spring	09/10-	
413432500001	Mercedes-Benz	Citan	45	excl. 4WD, short and long version, heavy duty set (with a stronger spring)	In the spring	11/12 -	
413376500001	Mercedes-Benz	Sprinter / Chassis	60	ABS only, Excl. Twin rear wheels, Excl. 4WD	In additionto the Spring	06/06-	
413382500001	Mercedes-Benz	Vito	45	Excl. Niveau-leveller, ABS Only, Ex 4WD	In the spring	10/03-	
413435500001	Mercedes-Benz	Vito	30	Excl. Niveau-Leveller, Only ABS, Excl. Raised 4WD(639/5)	alternate Spring	12/14-	
413435500001	Mercedes-Benz	Vito Tourer	30	Excl. Niveau-Leveller, Only ABS, Excl. Raised 4WD(639/5)	alternate Spring	12/14-	
432265500001	Nissan	NV 200	45	ABS only	In additionto the Spring	11/09-	
416318500001	Nissan	NV 400	30	only front wheel drive/ABS/single leaf spring, incl. Chassis	In additionto the Spring	11/11-	

Product Range Power Springs

Art.-Nr.	Manufacturer	Car	Fitting-time	Note	System	Year of construction	
414406500001	Opel	Astra	30	Excl. Flexride, Excl. Sports, Excl. Niveau-leveller, ABS Only, 4 5 doors	In the spring	12/09 - 06/15	
414406500001	Opel	Astra Sports tourer	30	Excl. Flexride, Excl. Sports, Excl. Niveau-leveller, ABS Only	In the spring	10/10-	
406369500001	Opel	Combo	45	Only Tour, Excl. Niveau-leveller, ABS Only, incl. CNG	In the spring	02/10-	
406368500001	Opel	Combo	45	Excl. Tour, Excl. Niveau-leveller, ABS Only, incl. CNG	In the spring	02/10-	
414341500001	Opel	Insignia	45	Excl. Niveau-leveller, 4 5 doors	In the spring	07/08-	
414341500001	Opel	Insignia Sports Tourer	45	Excl. Niveau-leveller	In the spring	07/08-	
416318500001	Opel	Movano	30	Front Wheel Drive, Only ABS, Rear Single Leaf Spring, ABS Only, incl. Chassis	In addition to the Spring	11/11-	
414295500001	Opel	Vectra Caravan	45	excl. Level control	In the spring	10/03-	
414364500001	Opel	Vivaro	45		In the spring	09/14 -	
414870500001	Opel	Vivaro	30	Heavy Duty Set with a stronger spring, only ABS, excl. Level control	alternate Spring	09/14-	
406350500001	Peugeot	Bipper	30	incl. GPL	alternate Spring	02/08-	
404271500001	Peugeot	Boxer	45	30, 33, 35 / 3t, 3,3t, 3,5t, only for cars with ABS, ex 4WD, incl. Chassis	In addition to the Spring	06/06- 06/14	
406357500001	Peugeot	Boxer	45	Heavy Duty Set, Typ 30, 33, 35, Minimum load 350 Kg, only ABS, incl. Chassis	In addition to the Spring	06/14-	
404333500001	Peugeot	Expert	45	Excl. level control; excl. 4x4; incl. Pick UP“	In the spring	01/07-	
404092500001	Peugeot	Partner	30	SWB, exc. Multispace; L1 exc. Tepee	alternate Spring	04/08-	
404131500001	Peugeot	Partner	30	LWB, L2, excl. Partner origin, excl. Multispace, excl. Tepee,	alternate Spring	04/08-	
416269500001	Renault	Kangoo Express	45	Excl. 4WD, Excl. Niveau-leveller, ABS Only	In the spring	11/07- 05/2013	
416318500001	Renault	Master	30	only front wheel drive/ABS/single leaf spring, incl. Chassis	In addition to the Spring	11/11-	
414364500001	Renault	Traffic	45		In the spring	09/14 -	
414870500001	Renault	Traffic	30	Heavy Duty Set, only ABS, excl. Level control	alternate Spring	09/14-	
421600500001	Seat	Alhambra	30	Incl. Ecomotive, Excl. Niveau-leveller, incl 4WD	In the spring	10/10-	
421600500001	Seat	Altea	30	Incl. Ecomotive, Excl. Niveau-leveller, incl 4WD	In the spring	06/04-	
421600500001	Seat	Altea XL	30	Incl. Ecomotive, Excl. Niveau-leveller, incl 4WD	In the spring	11/06-	
421600500001	Seat	Leon	30	Incl. Ecomotive, Excl. Niveau-leveller, incl 4WD	In the spring	09/05 - 01/13	
405403500001	Seat	Leon	45	Incl. Ecomotive, Excl. Niveau-leveller, incl 4WD	In the spring	01/13-	
405403500001	Seat	Leon ST	45	Incl. Ecomotive, Excl. Niveau-leveller, incl 4WD	In the spring	11/13-	
421600500001	Seat	Toledo	30	Incl. Ecomotive, Excl. Niveau-leveller, incl 4WD	In the spring	11/04-06/09	
417113500001	Škoda	Fabia	45	incl. Greenline, excl. Level control, only ABS	In the spring	02/15-	
417113500001	Škoda	Fabia Kombi	45	incl. Greenline, excl. Level control, only ABS	In the spring	02/15-	
421600500001	Škoda	Octavia	30	incl. Greenline, excl. Level control, only ABS, incl 4WD	In the spring	09/04-12/08	
421600500001	Škoda	Octavia	30	incl. Greenline, excl. Level control, only ABS, incl 4WD	In the spring	01/09-11/12	
405403500001	Škoda	Octavia	45	incl. 4 WD, excl. Level control	In the spring	11/12-	

Product Range Power Springs

Art.-Nr.	Manufacturer	Car	Fitting-time	Note	System	Year of construction	
405403500001	Škoda	Octavia Combi	45	incl. 4 WD, excl. Level control	In the spring	11/12-	
421600500001	Škoda	Octavia Kombi	30	incl. Greenline, excl. Level control, only ABS, incl 4WD	In the spring	02/05-12/08	
421600500001	Škoda	Octavia Kombi	30	incl. Greenline, excl. Level control, only ABS, incl 4WD	In the spring	01/09-	
421600500001	Škoda	Octavia Scout	30	exc. vehicles with level control, exc. 4 WD	In the spring	07/09-	
421600500001	Škoda	Superb	30	Incl. Greenline, Excl. Niveau-leveller, incl 4WD	In the spring	09/08-	
421600500001	Škoda	Superb Kombi	30	Incl. Greenline, Excl. Niveau-leveller, incl 4WD	In the spring	01/10-	
421600500001	Škoda	Yeti	30	Incl. Greenline, Excl. Niveau-leveller, incl 4WD	In the spring	09/09-	
421673500001	Volkswagen	Caddy (4-Motion, Maxi)	30	incl. Maxi, incl. Double leaf spring, incl. EcoFuel	In addition to the Spring	03/05-10/10	
421391500001	Volkswagen	Caravelle	30	excl. 4 WD	In the spring	10/10-	
413376500001	Volkswagen	Crafter / Chassis	60	ex. twin tyres	In addition to the Spring	04/06 - 08/10	
421600500001	Volkswagen	Eos	30	Incl. Bluemotion, Excl. Niveau-leveller, incl 4 motion	In the spring	03/06 -	
421600500001	Volkswagen	Golf V	30	Incl. Bluemotion, Excl. Niveau-leveller, incl 4 motion	In the spring	11/03 - 11/08	
421600500001	Volkswagen	Golf V Plus	30	Incl. Bluemotion, Excl. Niveau-leveller, incl 4 motion	In the spring	06/06-	
421600500001	Volkswagen	Golf V Variant	30	Incl. Bluemotion, Excl. Niveau-leveller, incl 4 motion	In the spring	09/09 -	
421600500001	Volkswagen	Golf Variant	45	Incl. Bluemotion, Excl. Niveau-leveller, incl 4 motion	In the spring	09/09 -	
421600500001	Volkswagen	Golf VI	30	Incl. Bluemotion, Excl. Niveau-leveller, incl 4 motion	In the spring	10/08-11/2013	
421600500001	Volkswagen	Golf VI Plus	30	Incl. Bluemotion, Excl. Niveau-leveller, incl 4 motion	In the spring	01/2005 - 05/2013	
421600500001	Volkswagen	Golf VI Variant	30	Incl. Bluemotion, Excl. Niveau-leveller, incl 4 motion	In the spring	07/2009 - 07/2013	
405403500001	Volkswagen	Golf VII	45	Incl. Bluemotion, Excl. Niveau-leveller, incl 4 motion	In the spring	11/12 -	
421600500001	Volkswagen	Jetta V	30	Incl. Bluemotion, Excl. Niveau-leveller, incl 4 motion	In the spring	09/2005-01/2011	
421600500001	Volkswagen	Jetta VI	30	Incl. Bluemotion, Excl. Niveau-leveller, incl 4 motion	In the spring	01/11 -	
421600500001	Volkswagen	Passat B6 model 3C	30	inc. Variant and Bluemotion/exc. Vehicles with level control and incl.4WD	In the spring	03/05 - 10/10	
421600500001	Volkswagen	Passat B7	30	Incl. Bluemotion, Excl. Niveau-leveller, incl 4 motion	In the spring	10/10 - 09/14	
405403500001	Volkswagen	Passat B8	45	incl. Bluemotion / excl. Level control, incl 4 motion	In the spring	10/14-	
405403500001	Volkswagen	Passat B8 Variant	45	incl. Bluemotion / excl. Level control, incl 4 motion	In the spring	10/14-	
421600500001	Volkswagen	Sharan	30	Incl. Bluemotion, Excl. Niveau-leveller, incl 4 motion	In the spring	05/10 -	
405403500001	Volkswagen	Sportsvan	45	Incl. Bluemotion, Excl. Niveau-leveller, incl 4 motion	In the spring	06/14-	
421600500001	Volkswagen	Tiguan	30	Incl. Bluemotion, Excl. Niveau-leveller, incl 4 motion	In the spring	09/07 -	
421600500001	Volkswagen	Touran	30	Incl. Bluemotion, Excl. Niveau-leveller, incl 4 motion	In the spring	01/11-	
421391500001	Volkswagen	Transporter T3	30	excl. 4 WD	In the spring	05/79-12/92	
421391500001	Volkswagen	Transporter T4	30	Incl. Syncro, Incl. Caravelle	In the spring	07/90-04/03	
421651500001	Volkswagen	Transporter T5	30	incl. Multivan, Incl. Chassis Cab, Incl. 4-motion, ABS Only	In the spring	05/03-	
407458500001	Volvo	S40 I	45	Excl. AWD, Excl. Niveau-leveller	In the spring	07/04-	

Product Range Power Springs

Art.-Nr.	Manufacturer	Car	Fitting-time	Note	System	Year of construction	
407441500001	Volvo	V40	45	Excl. Cross-Country, Excl. 4WD, Excl. Niveau-leveller, ABS Only	In the spring	03/12-	
407458500001	Volvo	V50	45	Excl. AWD, Excl. Niveau-leveller	In the spring	08/04-	
407405500001	Volvo	V70 III	60	Excl. AWD, Excl. Niveau-leveller, ABS Only	alternate Spring	08/07-	
420064500001	Volvo	XC60	60	Excl. AWD, Excl. Niveau-leveller, ABS Only	alternate Spring	05/08-	

*With these vehicles the power spring replaces the existing spring.

Roof Racks

Product Range Roof Racks

Article-No. KIT	Manufacturer	Model	Version	Year of manufacture	Assembly time (minutes)	Effective width (mm)	Length (mm)	Width (mm)	Height (mm)	Payload (kg)	Weight (KG)	
504091700001	Citroën	Berlingo	L1	07/08-	60	1420	1958	1475	138	67,5	32,5	
504129700001	Citroën	Grand Berlingo	L2	07/08-	60	1420	2338	1475	138	62,4	37,6	
506340700001	Citroën	Jumper	L1H1	06/06-	60	1650	2785	1700	138	100,89	49,1	
506341700001	Citroën	Jumper	L2H1	06/06-	60	1650	3290	1700	138	94,64	55,4	
506341700001	Citroën	Jumper	L2H1	06/06-	60	1650	3290	1700	138	94,64	55,4	
506342700001	Citroën	Jumper	L3H2	06/06-	60	1650	3775	1700	138	86,69	63,3	
506343700001	Citroën	Jumper	L4H2	06/06-	60	1650	4250	1700	138	79,84	70,2	
506331700001	Citroën	Jumpy	L1H1 Swing door	03/07-	75	1420	2528	1475	138	129,3	40,9	
506333700001	Citroën	Jumpy	L1H1 Rear flap	03/07-	75	1420	2338	1475	138	110,4	39,6	
506332700001	Citroën	Jumpy	L2H1 Swing door	03/07-	75	1420	2718	1475	138	125,6	44,4	
506364700001	Citroën	Jumpy	L2H1 Rear flap	03/07-	75	1420	2528	1475	138	127,7	42,2	
506349700001	Citroën	Nemo	Swing door	02/08-	60	1420	1958	1475	138	67,5	32,5	
506350700001	Citroën	Nemo	Rear flap	02/08-	60	1420	1768	1475	138	72,3	30,3	
516333700001	Dacia	Dokker	Swing door	11/12 -	60	1420	2148	1475	138	114,9	35,1	
506340700001	Fiat	Ducato	L1H1	06/06-	60	1650	2785	1700	138	100,89	49,1	
506341700001	Fiat	Ducato	L2H1	06/06-	60	1650	3290	1700	138	94,64	55,4	
506341700001	Fiat	Ducato	L2H1	06/06-	60	1650	3290	1700	138	94,64	55,4	
506342700001	Fiat	Ducato	L3H2	06/06-	60	1650	3775	1700	138	86,7	63,3	
506343700001	Fiat	Ducato	L4H2	06/06-	60	1650	4250	1700	138	79,8	70,2	
506349700001	Fiat	Fiorino	Swing door	02/08-	60	1420	1958	1475	138	67,5	32,5	
506350700001	Fiat	Fiorino	Rear flap	02/08-	60	1420	1768	1475	138	72,3	30,3	
506331700001	Fiat	Scudo	L1H1 Swing door	03/07-	75	1420	2528	1475	138	129,3	40,7	
506333700001	Fiat	Scudo	L1H1 Rear flap	03/07-	75	1420	2338	1475	138	110,4	39,6	
506332700001	Fiat	Scudo	L2H1 Swing door	03/07-	75	1420	2718	1475	138	125,6	44,4	
506364700001	Fiat	Scudo	L2H1 Rear flap	03/07-	75	1420	2528	1475	138	127,8	42,2	
507261700001	Ford	Transit	L1H1	01/06-	60	1650	2785	1700	138	154,19	45,8	
507379700001	Ford	Transit	L1H2	01/06-	60	1650	2785	1700	138	154,19	45,8	
507259700001	Ford	Transit	L2H1	01/06-	60	1650	3290	1700	138	149,34	50,7	
507379700001	Ford	Transit	L1H2	01/06-	60	1650	2785	1700	138	154,19	45,8	
507285700001	Ford	Transit	L3H2	01/06-	60	1650	3290	1700	138	149,34	50,7	
542169700001	Iveco	Daily	L1H1	05/99-	60	1650	2785	1700	138	200,19	49,8	
542180700001	Iveco	Daily	L1H2	05/99-	60	1450	2784	1500	138	104,12	45,9	
542179700001	Iveco	Daily	L2H1	05/99-	60	1650	3290	1700	138	194,8	55,2	
542178700001	Iveco	Daily	L2H2	05/99-	60	1450	2784	1500	138	103,1	46,9	
542089700001	Iveco	Daily	L3H2	05/99-	60	1450	3774	1500	138	97,4	52,7	
542090700001	Iveco	Daily	L4H2	05/99-	60	1450	4764	1500	138	89,9	60,1	
516268700001	Mercedes	Citan	L2	10/12-	60	1420	1958	1475	138	67,0	33,0	
513353700001	Mercedes	Citan Compact	L1	10/12-	60	1420	1578	1475	138	72,3	27,7	
516269700001	Mercedes	Citan Maxi	L3	10/12-	60	1420	2338	1475	138	62,7	37,3	
513377700001	Mercedes	Sprinter	L1H1	06/06-	60	1650	3290	1700	138	150,8	49,2	

Product Range Roof Racks

Article-No. KIT	Manufacturer	Model	Version	Year of manufacture	Assembly time (minutes)	Effective width (mm)	Length (mm)	Width (mm)	Height (mm)	Payload (kg)	Weight (KG)	
513274700001	Mercedes	Sprinter	L2H1 Please order separately at the Mercedes dealer: Slide rail B66560752	06/06-	60	1650	3775	1700	138	144,2	55,8	
513275700001	Mercedes	Sprinter	L2H2 Please order separately at the Mercedes dealer: Slide rail B66560752	06/06-	60	1450	3290	1500	138	103,85	46,2	
513269700001	Mercedes	Sprinter	L3H2 Please order separately at the Mercedes dealer: Slide rail B66560753	06/06-	60	1450	4280	1500	138	91,67	58,3	
513270700001	Mercedes	Sprinter	L4H2 Please order separately at the Mercedes dealer: Slide rail B66560754	06/06-	60	1450	4764	1500	138	85,56	64,4	
513175700001	Mercedes	Vito Compact	L1 Swing door	09/03-	75	1420	2908	1475	138	103,5	46,5	
513240700001	Mercedes	Vito Compact	L1 Rear flap	09/03-	75	1420	2718	1475	138	104,6	45,4	
513176700001	Mercedes	Vito ExtraLong	L3 Swing door	09/03-	75	1420	3288	1475	138	96,9	53,1	
513381700001	Mercedes	Vito ExtraLong	L3 Rear flap	09/03-	75	1420	3098	1475	138	98,0	52,0	
513382700001	Mercedes	Vito Long	L2 Swing door	09/03-	75	1420	3098	1475	138	99,0	51,0	
513239700001	Mercedes	Vito Long	L2 Rear flap	09/03-	75	1420	2908	1475	138	103,0	47,0	
532264700001	Nissan	NV200	Swing door	11/09-	75	1420	2338	1475	138	99,9	38,1	
532265700001	Nissan	NV200	Rear flap	11/09-	75	1420	1958	1475	138	117,0	33,0	
516319700001	Nissan	NV400	L1H1	02/10-	60	1650	2785	1700	138	143,7	56,3	
516319700001	Nissan	NV400	L1H1	02/10-	60	1650	2785	1700	138	143,7	56,3	
516330700001	Nissan	NV400	L2H2	02/10-	60	1650	3290	1700	138	145,64	54,4	
516331700001	Nissan	NV400	L3H2	02/10-	60	1650	3775	1700	138	137,41	62,6	
516332700001	Nissan	NV400	L4H2	02/10-	60	1650	4280	1700	138	121,3	78,7	
516319700001	Opel	Movano II	L1H1	02/10-	60	1650	2785	1700	138	143,7	56,3	
516319700001	Opel	Movano II	L1H1	02/10-	60	1650	2785	1700	138	143,7	56,3	
516330700001	Opel	Movano II	L2H2	02/10-	60	1650	3290	1700	138	145,6	54,4	
516331700001	Opel	Movano II	L3H2	02/10-	60	1650	3775	1700	138	137,4	62,6	
516332700001	Opel	Movano II	L4H2	02/10-	60	1650	4280	1700	138	121,3	78,7	
506349700001	Peugeot	Bipper	Swing door	02/08-	60	1420	1958	1475	138	67,5	32,5	
506350700001	Peugeot	Bipper	Rear flap	02/08-	60	1420	1768	1475	138	72,3	30,3	
506340700001	Peugeot	Boxer	L1H1	06/06-	60	1650	2785	1700	138	100,9	49,1	
506341700001	Peugeot	Boxer	L2H1	06/06-	60	1650	3290	1700	138	94,6	55,4	
506341700001	Peugeot	Boxer	L2H1	06/06-	60	1650	3290	1700	138	94,6	55,4	
506342700001	Peugeot	Boxer	L3H2	06/06-	60	1650	3775	1700	138	86,7	63,3	
506343700001	Peugeot	Boxer	L4H2	06/06-	60	1650	4250	1700	138	79,8	70,2	
506331700001	Peugeot	Expert	L1H1 Swing door	03/07-	75	1420	2528	1475	138	129,3	40,7	
506333700001	Peugeot	Expert	L1H1 Rear flap	03/07-	75	1420	2338	1475	138	110,4	39,6	
506332700001	Peugeot	Expert	L2H1 Swing door	03/07-	75	1420	2718	1475	138	125,6	44,4	

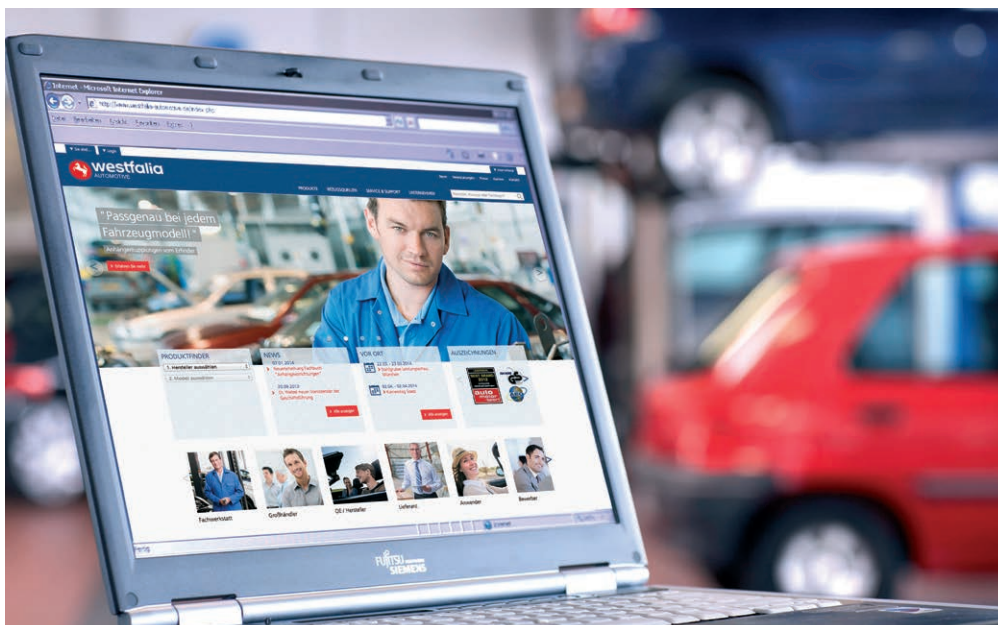
Product Range Roof Racks

Article-No. KIT	Manufacturer	Model	Version	Year of manufacture	Assembly time (minutes)	Effective width (mm)	Length (mm)	Width (mm)	Height (mm)	Payload (kg)	Weight (KG)	
506364700001	Peugeot	Expert	L2H1 Rear flap	03/07-	75	1420	2528	1475	138	127,8	42,2	
504129700001	Peugeot	Grand Partner	L2	07/08-	60	1420	2338	1475	138	62,4	37,6	
504091700001	Peugeot	Partner	L1	07/08-	60	1420	1958	1475	138	67,5	32,5	
513353700001	Renault	Kangoo	L1	10/12-	60	1420	1578	1475	138	72,3	27,7	
516268700001	Renault	Kangoo	L2	10/12-	60	1420	1958	1475	138	67,0	33,0	
516269700001	Renault	Kangoo	L3	10/12-	60	1420	2338	1475	138	62,7	37,3	
516319700001	Renault	Master	L1H1	02/10-	60	1650	2785	1700	138	143,7	56,3	
516319700001	Renault	Master	L1H1	02/10-	60	1650	2785	1700	138	143,7	56,3	
516330700001	Renault	Master	L2H2	02/10-	60	1650	3290	1700	138	145,64	54,4	
516331700001	Renault	Master	L3H2	02/10-	60	1650	3775	1700	138	137,4	62,6	
516332700001	Renault	Master	L4H2	02/10-	60	1650	4280	1700	138	121,3	78,7	
516511700001	Renault	Traffic III	L1H1	02/15 -	60	1420	2718	1475	138	156,1	43,9	
516512700001	Renault	Traffic III	L2H1	02/15 -	60	1420	3098	1475	138	149,5	50,5	
506331700001	Toyota	ProAce	L1H1 Swing door	03/07-	75	1420	2528	1475	138	129,3	40,7	
506333700001	Toyota	ProAce	L1H1 Rear flap	03/07-	75	1420	2338	1475	138	110,4	39,6	
506332700001	Toyota	ProAce	L2H1 Swing door	03/07-	75	1420	2718	1475	138	125,6	44,4	
506364700001	Toyota	ProAce	L2H1 Rear flap	03/07-	75	1420	2528	1475	138	127,8	42,2	
521660700001	Volkswagen	Caddy III	L1 without railing	2014	75	1420	1958	1475	138	69,0	31,0	
521661700001	Volkswagen	Caddy III	L2 without railing	2014	75	1420	2338	1475	138	62,7	37,3	
513377700001	Volkswagen	Crafter	L1H1 Please order separately at the VW dealer: Slide rail 2E1860181, cover 2E1867279A, 6 x nut N90733701	06/06-	60	1650	3290	1700	138	150,8	49,2	
513274700001	Volkswagen	Crafter	L2H1 Please order separately at the VW dealer: Slide rail 2E1860181, 2E1860183, 8 x nut N90733702	06/06-	60	1650	3775	1700	138	144,2	55,8	
513275700001	Volkswagen	Crafter	L2H2 Please order separately at the VW dealer: Slide rail 2E1860181, 2E1860183, 8 x nut N90733703	06/06-	60	1450	3290	1500	138	103,85	46,2	
513269700001	Volkswagen	Crafter	L3H2 Please order separately at the VW dealer: Slide rail 2E1860181, 2E1860182, 11 x nut N90733704	06/06-	60	1450	4280	1500	138	91,67	58,3	
513270700001	Volkswagen	Crafter	L4H2 Please order separately at the VW dealer: Slide rail 2E1860181, 2E1860184, 12 x nut N90733705	06/06-	60	1450	4764	1500	138	85,56	64,4	
521650700001	Volkswagen	T5/T6	L1	2014	75	1420	2718	1475	138	107,8	42,2	
521651700001	Volkswagen	T5/T6	L2	2014	75	1420	3098	1475	138	101,3	48,7	

Visit us

on the internet

westfalia-automotive.com



Certified supplier to the automotive industry

Westfalia-Automotive GmbH
Am Sandberg 45
33378 Rheda-Wiedenbrück
Telephone: +49 5242 907 0
Fax: +49 5242 907 195
westfalia-automotive.com

Errors and omissions excepted.
Issue 03/2016 - 891510 EN OP

