


IT ALL STARTS WITH THE TOWBAR





WESTFALIA-AUTOMOTIVE – MOVES LIFE!



WESTFALIA-AUTOMOTIVE

Products create trust

EVERYTHING STARTS WITH THE ORIGINAL TOWBAR BY WESTFALIA-AUTOMOTIVE - LEISURE, SPORTS, PROFESSION

Security and reliability. We offer more than 1700 vehicle-specific towbars manufactured to the highest standards for over 85 years.

In addition, we provide vehicle-specific wiring kits and coding-tools. The portfolio is rounded off with strong carrier systems for the towbar and the roof, as well as power springs and accessories.

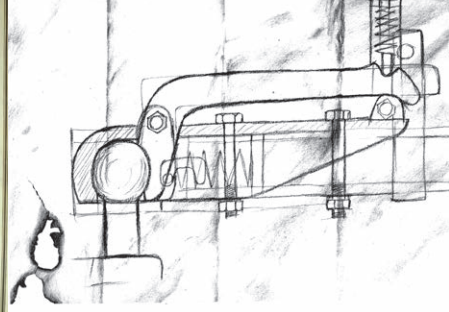

As part of the Horizon Global Corporation (NYSE: HZN) Westfalia-Automotive operates globally. Due to this, you benefit from a global network, comprehensive know-how and the latest technologies. Westfalia-Automotive makes your work easier and safer. With constant innovation, highest quality and economical solutions.

DISCOVER NOW:

towbars | wiring-kits | bike-carrier | roof racks
power springs | coding tools



[westfalia-automotive.com](https://www.westfalia-automotive.com)

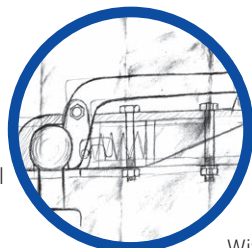


COMPANY HISTORY

As the inventor of the towbar with worldwide patents, Westfalia-Automotive can naturally claim leadership in its sector since 1932. The birth of this genius idea characterises the foundations on which the success of more than 85 years has been based: Continuous innovation /// highest quality /// maximum safety /// consistent customer focus. An additional driver of success is the targeted expansion of the product range, with which new markets, target groups and partners from the automotive industry are continually being won.

Johann Bernhard Knöbel founds a blacksmith workshop and thus lays the foundation for Westfalia in Rheda-Wiedenbrück.

1844



With the nut system, Westfalia is the first manufacturer to bring a detachable towbar into the market.

1966



Foundation of Westfalia-Automotive GmbH (division of Westfalia-Werke GmbH into the product areas towbars, trailers and motor homes).

1999



1932

Westfalia invents the towbar with a tow ball.



1987


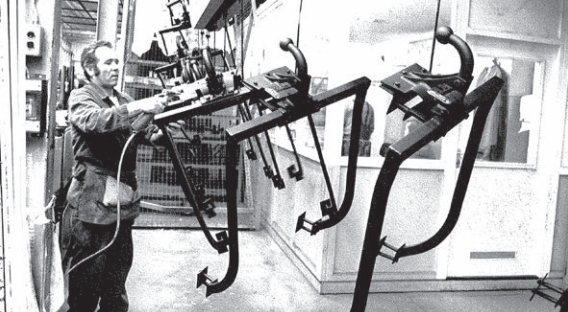



Westfalia is the first manufacturer to introduce the fully automatic towbar in the market.



2002

Westfalia-Automotive is the first manufacturer to launch the electrical retractable towbar for line production.





Acquisition of the French towbar manufacturer SIARR.

2006

Westfalia-Automotive launches the most compact cycle carrier under the name „Portilo“.

2008



Market launch of the fourth generation of towbars, the Trailer Towing Assistant for the Audi Q7.

2015



2007

Acquisition of the Swedish towbar manufacturer MONOFLEX.



2012

For the seventh time in a row, Westfalia-Automotive has been voted „Best Brand“ in the towbar sector by the magazine „auto, motor und sport“.



2016

Westfalia-Automotive becomes part of Horizon Global Corporation, one of the world's leading suppliers of towing systems and accessories.





CYCLE CARRIER

The talented all-rounder


This bike carrier by Westfalia-Automotive provides a new changed rear cross member and an innovative design. Discover your multifunctional transport system for leisure, sports and profession. Easy to install, extremely compact and particularly safe with the mentality of a test winner.



maximum load up to 60 kg

E-Bike compatible

lockable



foldable



modern LED-lights
(not bikelander classic)



flexible, rubberized claws



long tensioning belts

TESTED:

MOUNTAINBIKE
TESTURTEIL AUSGABE 08/17
Sehr gut

auto motor sport
Testurteil | Ausgabe 14/2017
Sehr empfehlenswert
Anhängerkupplungs-Fahrradträger
Westfalia Bikelander

THE GENIUS : The bikelander can be easily supplemented with a box or a platform. The box offers a fast additional storage space of 220 litres. Wet, dirty or odorous things can be carried comfortably outside the vehicle. On the handy platform, you can stow bulky materials and sports equipment safely. Further useful accessories complete the range.





KITS

The perfect combination

Towbars and wiring kits by Westfalia-Automotive provide the perfect partnership. Perfect fitting due to our own development and production, the system offers the highest security. The integration into the wiring system is particularly easy.

ideal connection

perfect fit

economic assembly

TOWBAR

- retractable, detachable or fixed
- reliable
- original manufacturer quality
- perfect fitting
- user-friendly
- millions sold
- EC-approved

VEHICLE-SPECIFIC WIRING KIT

- use of original parts
- easy assembly
- extremely reliable
- complete product portfolio
- full functionality through integration into the wiring system

THE GENIUS: With only one article number and only one ordering process, you benefit from a real price advantage with our kits.



Top marks again and again

Westfalia-Automotive "Best Brand" seven times running! When choosing their "Best Brand", readers of the magazine "auto motor und sport" voted Westfalia-Automotive the winner in the "towbar" category.

AUTOCODE

Easy vehicle-activation

If an electrical kit is installed into a vehicle equipped with a Can bus, the vehicle may need to be coded to trailer operation – a “CAN” indicates this in the electrical kit product data in the catalogue.

low cost coding

simple operation

fast activation

THESE VEHICLES CAN BE CODED BY THE AUTOCODE-MINI:

All relevant vehicle models can be coded/activated: Audi, Citroen, Ford, Jaguar, Land Rover, Mercedes Benz, Opel, Peugeot, Porsche, Seat, Skoda, Volkswagen

When a Westfalia-Automotive wiring kit is installed, most of the vehicles don't need any coding: BMW, Chevrolet, Fiat, Honda, Hyundai, Kia, Mazda, Mini, Mitsubishi, Nissan, Renault, Subaru, Suzuki, Toyota, Volvo

THE GENIUS: Autocode-Mini is the new solution for vehicle activation - without a subscription and by just needing voucher codes for each coding. The coding tool „Autocode-Mini“ - is the best complete solution for your customers.





POWER SPRINGS

At last something to stop you “going weak at the knees”


Simple and effective. Under extreme conditions like sudden evasive actions, a heavily loaded vehicle performs better with additional power springs. A significant improvement for caravans and commercial vans. The power springs are the ideal supplement to a towbar by Westfalia-Automotive, because through joint sharing in the workshop synergy effects will occur.

Improved safety
with heavy loads

Low costs

TÜV-tested*

*by German Technical Inspection Authority



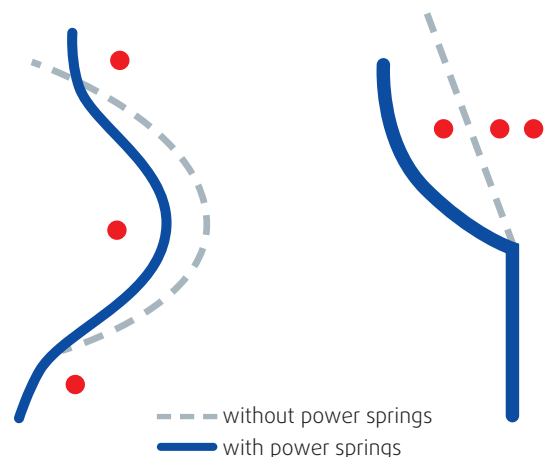
SLALOM AND OBSTACLE AVOIDANCE TEST WITH A 300 KG LOAD IN THE BOOT.

WITHOUT POWER SPRINGS (image left)

Heavy loads can be too much for the standard suspension system of a vehicle – “bringing it to its knees” so to speak at the rear. The result: longer braking distances, risk of skidding and even possibly fishtailing in curves with crosswinds or during overtaking. This is caused by rough or uneven roads and potholes. All reasons to reinforce your vehicle’s original suspension system when driving with heavy loads.

WITHOUT POWER SPRINGS (image right)

Power springs from Westfalia-Automotive are designed to be simple and effective. Their extra boost of power is what’s needed to keep your vehicle “off its knees”. They provide extra on-road stability and offer better grip for the front tyres to keep braking distances short. You can tow heavy loads more easily while minimizing the risk of trailers or caravans fishtailing.

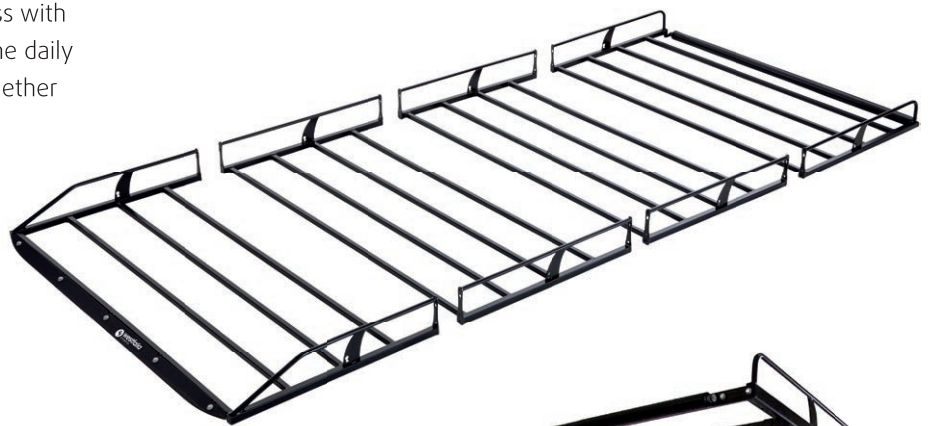




ROOF RACKS

Specially designed for use with commercial vehicles

Roof racks from Westfalia-Automotive impress with the stability and reliability they offer during the daily routine of the commercial vehicle sector – whether used by roofers, fitters or carpenters.



safe transport

professional quality

light modular system

The roof racks are designed for intensive professional use. They are individually adapted to every vehicle to correspond to all user requests. OE-quality, an optimal price-performance ratio and a wide product range make the Westfalia-Automotive roof racks ideal for maximising the vehicles load carrying potential.

THE GENIUS: The roof rack is modular and easy to install. It is corrosion protected and safety proven. Ideal for heavy-duty professional usage.

assembly by one person:
45 minutes, plus 10 minutes per intermediate module

assembly by two persons:
30 minutes, plus 5 minutes per intermediate module





WAM-NET

Always right up to date

If you are informed, you are always one step ahead. In the Westfalia Internet you will find the right answer to almost every question. Just try it.

many assembly tips

sales promotion

availability check



TEST NOW AND BE IMPRESSED.

Create a customer account free of charge and take advantage of:

Newsletter-registration:

Monthly information about the latest products, product modifications and news

Availability query for products:

Always informed about what is in stock at the central warehouse

Fitting instructions:

Opportunity to download the latest versions
workshop marketing: sales promotion, tips and tricks, FAQs



Products by Westfalia-Automotive:

TOWBARS

- Accurate fitting
- Millions sold
- OE quality



WIRING KITS

- Easy to install
- High reliability
- Full functionality by connection to the board net



CODING - AUTOCODE-MINI

- Easy handling
- Fast connection



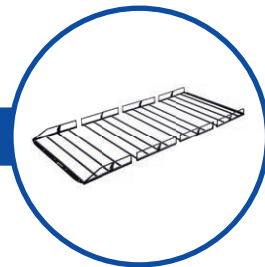
CYCLE CARRIERS

- Easy handling
- High payload
- Foldable



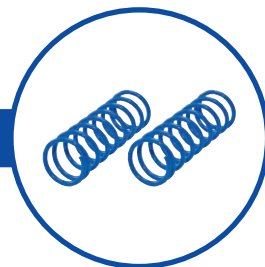
ROOF RACKS

- Safe transport
- Easy attachment
- Professional quality



POWER SPRINGS

- Improved driving style
- Increased driving safety
- Less wearing of chassis parts



LEGEND

Dear customer,

You now have in your hands the new 2019 Westfalia-Automotive catalogue covering towbars, electrical kits, bicycle racks and spare parts. We have made every effort to incorporate the suggestions and modifications that you have provided us with to further enhance this catalogue. This catalogue provides a wealth of important information and is designed to help you develop and promote your towbar fitting business.

Please note the following:

Fold-out flap on front cover

The legend that corresponds to the columns in this catalogue can be found on the fold-out flap attached to the inside of the front cover of this catalogue. If necessary, you can tear it off and use it as an insert.

KIT = Towbar + 13-pin electrical kit

Our KIT program has been further enhanced with the introduction of additional references. You will now find a KIT for nearly all of our towbar range which is supplied complete with a vehicle specific wiring kit. You can identify these KITs by the last figures of the part number: ... 900013.

Installation times

The specified installation times should only be used as an indication for our products of the time required to carry out an installation. The length of time required to complete this will depend on a number of factors, the condition of the vehicle and/or the skills and experience of the individual carrying out the work. In certain circumstances, the specification of a vehicle may vary significantly, such as when an automatic CD changer has to be removed in order to install the electrical equipment, then the required assembly time may increase considerably. Where possible, always try and ascertain the full specification of the vehicle. Limit the troubleshooting to approximately 0.5 hours for mechanical or 0.75 hours for electrical work in case of assembly or functional problems. In case of assembly or functional problems, contact Westfalia customer service.

Vehicles with parking sensors:

When mounting permanently attached towbars, the towball may in some instances activate the vehicles rear parking sensors. This problem can be overcome by fitting a detachable towbar where the neck can be removed from the vehicle when not required for towing. Some vehicles do come with cut off switches for the rear parking sensors but you should check with the customer to confirm that this is an acceptable solution.

The following is valid before assembling a towbar and an electrical kit:

Always observe the instructions of the vehicle manufacturer in the operating manual of the vehicle.

Towbars and energy-saving vehicles

Some energy-saving vehicles have not been homologated for towing and therefore have no towing capacity. Always check the VIN plate or the vehicle handbook to verify the towing capacity of the vehicle.

Please visit our website westfalia-automotive.com to find our current product finder, further information and frequently asked questions about our products.

Content

Introduction.....	1		
Content.....	2		
Towbars and wiring kits			
A			
Alfa Romeo.....	6		
Audi	7		
B			
BMW.....	30		
C			
Cadillac.....	44		
Chevrolet.....	45		
Chrysler.....	48		
Citroën.....	49		
D			
Dacia	62		
Daihatsu	65		
Dodge.....	66		
F			
Fiat	67		
Ford.....	77		
H			
Honda.....	89		
Hyundai.....	92		
I			
Isuzu.....	97		
Iveco-Magirus.....	98		
J			
Jaguar	99		
Jeep.....	100		
K			
Kia	103		
L			
Lancia.....	108		
Land Rover.....	109		
Lexus.....	111		
M			
MAN	112		
Mazda.....	114		
Mercedes Benz	118		
Mini.....	134		
Mitsubishi	135		
N			
Nissan	137		
P			
Peugeot.....	142		
Porsche	154		
R			
Renault.....	155		

S

Saab	164
Seat	165
Škoda	170
Subaru	177
Suzuki	180

T

Toyota	182
--------------	-----

V

Vauxhall	188
VW	198
Volvo	224

Towing brackets, couplings and special towbars

Mercedes Sprinter / VW-LT	232
Universal towing brackets	234
Towballs and couplings	236
Swap system	238
Special towbars / Couplings for US vehicles	239

Towbars

Accessories / Spare parts

Accessories for towbars	242
Steps	244
Side caps for towing brackets	245
Spare parts for detachable towbars	246
Plug covers for detachable towbars	247

Wiring kits

Accessories / Spare parts

Universal wiring kits	254
Extension kits	255
Control units 12V	256
Relays 12V	260
Control Units and sockets	262
Adapters and plugs	276
Sockets and seals	277
Accessories for sockets	279
Accessories for wiring kits	281

Cycle carrier

BC 60 / BC 70 / bikelander

Cycle carrier and accessories	284
Cycle carrier spare parts	286

Autocode

Autocode	292
----------------	-----




















Power springs

Product overview power springs	294
--------------------------------------	-----



Roof racks











Product overview roof racks	302
-----------------------------------	-----

Towbars and wiring kits



Audi A1 Please order separately Spoiler and cover for bumper cutout at Audi dealer's.	08/10-		317 114 600 001		40	15.0	7.2	86	1200		305 329 300 113	with preliminary setup	S	CAN	C	E	D	L1	H				
											305 330 300 001		extension kit for vehicles without black support for fuse box on the passenger side	S					D1		V	60	
Audi A1 Sportback Please order separately Spoiler and cover for bumper cutout at Audi dealer's.	02/12-		317 114 600 001		40	15.0	7.2	86	1200		305 329 300 113	with preliminary setup	S	CAN	C	E	D	L1	H				
											305 330 300 001		extension kit for vehicles without black support for fuse box on the passenger side	S					D1		V	60	
Audi A3 exc. Quattro + S3 Please order additionally seal for frame to prevent exhaust leaking into the vehicle, order no. 900002504014.	09/96-05/03		305 222 600 001		120	17.5	8.9	75	1650														
					305 223 600 001		120	16.8	8.9	75	1650												
Audi A3 Quattro + S3	09/96-05/03		305 277 600 001		120	17.0	8.9	75	1650														
Audi A3 Convertible models S3 04/08-: Please check if the vehicle is homologated for towing trailers by the vehicle manufacturer.	04/08-03/14		321 865 600 001		60	17.0	9.4	100	1800		305 256 300 107		S	CAN	C	E	--	--	V	120			
					305 256 300 113									S	CAN	C	E	D1	--	--	V	120	
Audi A3 Convertible inc. S-Line models S3 04/08-: Please check if the vehicle is homologated for towing by the vehicle manufacturer. For optimal fit, order spoiler and cover at Audi dealer.	04/08-03/14	KIT			60	19.0	9.4	100	1800		included in the KIT 305 256 300 113		S	CAN	C	E	D1	--	--	V	120		
					305 390 900 113		60	19.0	9.4	100	1800		included in the KIT 305 256 300 113		S	CAN	C	E	D1	--	--	V	120
Audi A3 Convertible exc. Quattro Please order spoiler inc. cover for bumper cutout at Audi-dealers.	03/14-06/14	KIT			60	21.0	10.3	80	2000		included in the KIT 305 406 300 113	-06/14 without preliminary setup	S	CAN	C	E	D	L1	V	150			
Audi A3 Convertible exc. Quattro	03/14-06/14	KIT			60	21.0	10.3	85	2000		included in the KIT 305 406 300 113	-06/14 without preliminary setup	S	CAN	C	E	D	L1	V	150			













Audi

Audi A3 Convertible exc. Quattro Please order spoiler inc. cover for bumper cutout at Audi-dealers.	03/14-05/16		317 132 600 001		60	19.0	10.3	85	2000		305 403 300 107	-06/14 with preliminary setup	S	CAN	C	E	--	--	H	45
											305 403 300 113	-06/14 with preliminary setup	S	CAN	C	E	D	L1	H	45
											305 406 300 107	-06/14 without preliminary setup	S	CAN	C	E	--	--	V	150
											305 406 300 113	-06/14 without preliminary setup	S	CAN	C	E	D	L1	V	150
											305 407 300 107	06/14- with preliminary setup	S	CAN	C	E	--	--	H	30
											305 407 300 113	06/14- with preliminary setup	S	CAN	C	E	D	L	H	30
											305 408 300 107	06/14- without preliminary setup	S	CAN	C	E	--	--	V	60
											305 408 300 113	06/14- without preliminary setup	S	CAN	C	E	D	L	V	60







Audi A3 Convertible exc. Quattro	03/14-05/16		317 131 600 001		60	19.0	10.3	85	2000		305 403 300 107	-06/14 with preliminary setup	S	CAN	C	E	--	--	H	45	
											305 403 300 113	-06/14 with preliminary setup	S	CAN	C	E	D	L1	H	45	
											305 406 300 107	-06/14 without preliminary setup	S	CAN	C	E	--	--	V	150	
											305 406 300 113	-06/14 without preliminary setup	S	CAN	C	E	D	L1	V	150	
											305 407 300 107	06/14- with preliminary setup	S	CAN	C	E	--	--	H	30	
											305 407 300 113	06/14- with preliminary setup	S	CAN	C	E	D	L	H	30	
											305 408 300 107	06/14- without preliminary setup	S	CAN	C	E	--	--	V	60	
											305 408 300 113	06/14- without preliminary setup	S	CAN	C	E	D	L	V	60	
Audi A3 Convertible exc. Quattro Please order spoiler inc. cover for bumper cutout at Audi-dealers.	06/14-05/16	KIT		305 409 900 113		60	21.0	10.3	85	2000		included in the KIT 305 408 300 113	06/14- without preliminary setup	S	CAN	C	E	D	L	V	60
Audi A3 Convertible exc. Quattro	06/14-05/16	KIT		305 408 900 113		60	19.0	10.3	85	2000		included in the KIT 305 408 300 113	06/14- without preliminary setup	S	CAN	C	E	D	L	V	60
Audi A3 Saloon Please order spoiler inc. cover for bumper cutout at Audi-dealers.	09/13-06/14	KIT		317 132 900 113		60	21.0	10.3	80	2000		included in the KIT 305 406 300 113	-06/14 without preliminary setup	S	CAN	C	E	D	L1	V	150
Audi A3 Saloon	09/13-06/14	KIT		317 131 900 113		60	21.0	10.3	85	2000		included in the KIT 305 406 300 113	-06/14 without preliminary setup	S	CAN	C	E	D	L1	V	150







Audi

Audi A3 Saloon	09/13-05/16		317 131 600 001		60	19.0	10.3	85	2000	305 403 300 107	-06/14 with preliminary setup	S	CAN	C	E	--	--	H	45
										305 403 300 113	-06/14 with preliminary setup	S	CAN	C	E	D	L1	H	45
										305 406 300 107	-06/14 without preliminary setup	S	CAN	C	E	--	--	V	150
										305 406 300 113	-06/14 without preliminary setup	S	CAN	C	E	D	L1	V	150
										305 407 300 107	06/14- with preliminary setup	S	CAN	C	E	--	--	H	30
										305 407 300 113	06/14- with preliminary setup	S	CAN	C	E	D	L	H	30
										305 408 300 107	06/14- without preliminary setup	S	CAN	C	E	--	--	V	60
										305 408 300 113	06/14- without preliminary setup	S	CAN	C	E	D	L	V	60












Audi A3 Saloon Please order spoiler inc. cover for bumper cutout at Audi-dealers.	09/13-05/16		317 132 600 001		60	19.0	10.3	85	2000	305 403 300 107	-06/14 with preliminary setup	S	CAN	C	E	--	--	H	45	
										305 403 300 113	-06/14 with preliminary setup	S	CAN	C	E	D	L1	H	45	
										305 406 300 107	-06/14 without preliminary setup	S	CAN	C	E	--	--	V	150	
										305 406 300 113	-06/14 without preliminary setup	S	CAN	C	E	D	L1	V	150	
										305 407 300 107	06/14- with preliminary setup	S	CAN	C	E	--	--	H	30	
										305 407 300 113	06/14- with preliminary setup	S	CAN	C	E	D	L	H	30	
										305 408 300 107	06/14- without preliminary setup	S	CAN	C	E	--	--	V	60	
										305 408 300 113	06/14- without preliminary setup	S	CAN	C	E	D	L	V	60	
Audi A3 Saloon Please order separately spoiler at Audi dealer.	06/14-05/16	KIT		305 409 900 113		60	21.0	10.3	85	2000	included in the KIT 305 408 300 113	06/14- without preliminary setup	S	CAN	C	E	D	L	V	60
Audi A3 Saloon	06/14-05/16	KIT		305 408 900 113		60	19.0	10.3	85	2000	included in the KIT 305 408 300 113	06/14- without preliminary setup	S	CAN	C	E	D	L	V	60
Audi A3 Sportback inc. Quattro, V6 3,2 l (250 HP), Facelift 06/08- models S3 04/08-: Please check if the vehicle is homologated for towing trailers by the vehicle manufacturer.	09/04-01/13		305 299 600 001		120	16.5	9.7	100	1800	305 256 300 107		S	CAN	C	E	--	--	V	120	
										305 256 300 113		S	CAN	C	E	D1	--	V	120	
Audi A3 Sportback inc. Quattro, S-Line, V6 3,2 l (250 HP), Facelift 06/08- models S3 04/08-: Please check if the vehicle is homologated for towing trailers by the vehicle manufacturer. For optimal fit, order spoiler and cover at Audi dealers.	09/04-01/13		305 300 600 001		120	17.5	9.7	100	1800	305 256 300 107		S	CAN	C	E	--	--	V	120	
										305 256 300 113		S	CAN	C	E	D1	--	V	120	
		KIT		305 300 900 113		120	18.5	9.7	100	1800	included in the KIT 305 256 300 113		S	CAN	C	E	D1	--	V	120










Audi

Audi A3 Sportback inc. vehicles 07/16-	02/13-		317 131 600 001		60	19.0	10.3	85	2000		305 403 300 107	-06/14 with preliminary setup	S	CAN	C	E	--	--	H	45
											305 403 300 113	-06/14 with preliminary setup	S	CAN	C	E	D	L1	H	45
											305 406 300 107	-06/14 without preliminary setup	S	CAN	C	E	--	--	V	150
											305 406 300 113	-06/14 without preliminary setup	S	CAN	C	E	D	L1	V	150
											305 407 300 107	06/14- with preliminary setup	S	CAN	C	E	--	--	H	30
											305 407 300 113	06/14- with preliminary setup	S	CAN	C	E	D	L	H	30
											305 408 300 107	06/14- without preliminary setup	S	CAN	C	E	--	--	V	60
											305 408 300 113	06/14- without preliminary setup	S	CAN	C	E	D	L	V	60
Audi A3 Sportback	02/13-06/14	KIT 	317 131 900 113		60	21.0	10.3	85	2000		included in the KIT 305 406 300 113	-06/14 without preliminary setup	S	CAN	C	E	D	L1	V	150
Audi A3 Sportback inc. vehicles 07/16-	06/14-	KIT 	305 408 900 113		60	19.0	10.3	85	2000		included in the KIT 305 408 300 113	06/14- without preliminary setup	S	CAN	C	E	D	L	V	60









Audi A3 Sportback Please order spoiler inc. cover for bumper cutout at Audi-dealers.	02/13-06/16			317 132 600 001		60	19.0	10.3	85	2000		305 403 300 107	-06/14 with preliminary setup	S	CAN	C	E	--	--	H	45
												305 403 300 113	-06/14 with preliminary setup	S	CAN	C	E	D	L1	H	45
												305 406 300 107	-06/14 without preliminary setup	S	CAN	C	E	--	--	V	150
												305 406 300 113	-06/14 without preliminary setup	S	CAN	C	E	D	L1	V	150
												305 407 300 107	06/14- with preliminary setup	S	CAN	C	E	--	--	H	30
												305 407 300 113	06/14- with preliminary setup	S	CAN	C	E	D	L	H	30
												305 408 300 107	06/14- without preliminary setup	S	CAN	C	E	--	--	V	60
												305 408 300 113	06/14- without preliminary setup	S	CAN	C	E	D	L	V	60
Audi A3 Sportback Please order spoiler inc. cover for bumper cutout at Audi-dealers.	02/13-06/14	KIT		317 132 900 113		60	21.0	10.3	80	2000		included in the KIT 305 406 300 113	-06/14 without preliminary setup	S	CAN	C	E	D	L1	V	150
Audi A3 Sportback Please order spoiler inc. cover for bumper cutout at Audi-dealers.	06/14-06/16	KIT		305 409 900 113		60	21.0	10.3	85	2000		included in the KIT 305 408 300 113	06/14- without preliminary setup	S	CAN	C	E	D	L	V	60



















Audi

Audi A3 Sportback	07/16-		305 555 600 001		60	9.0	109	2100		305 407 300 107	06/14- with preliminary setup	S	CAN	C	E	--	--	H	30		
										305 407 300 113	06/14- with preliminary setup	S	CAN	C	E	D	L	H	30		
										305 408 300 107	06/14- without preliminary setup	S	CAN	C	E	--	--	V	60		
										305 408 300 113	06/14- without preliminary setup	S	CAN	C	E	D	L	V	60		
		KIT		305 555 900 113		60	20.6	9.0	109	2100		included in the KIT 305 408 300 113	06/14- without preliminary setup	S	CAN	C	E	D	L	V	60
Audi A3, 3 doors	05/03-02/09		321 811 600 001	→	60	20.0	9.0	75	1650												
Audi A3, 3 doors front wheel drive inc. Quattro, S3 04/06-, V6 3,2 l (250 HP) models S3 04/08-: Please check if the vehicle is homologated for towing trailers by the vehicle manufacturer.	05/03-04/12	KIT		305 389 900 113		60	19.0	9.4	100	1800		included in the KIT 305 256 300 113		S	CAN	C	E	D1	--	V	120
			KIT		305 390 900 113		60	19.0	9.4	100	1800		included in the KIT 305 256 300 113		S	CAN	C	E	D1	--	V
Audi A3, 3 doors front wheel drive inc. Quattro, inc. S3 04/06-, inc. V6 3,2 l, 250 HP models S3 04/08-: Please check if the vehicle is homologated for towing by the vehicle manufacturer. Please order separately spoiler inc. cover at Audi dealers.	05/03-04/12			321 865 600 001		60	17.0	9.4	100	1800		305 256 300 107		S	CAN	C	E	--	--	V	120
												305 256 300 113		S	CAN	C	E	D1	--	V	120
Audi A3, 3 doors front wheel drive inc. Quattro, inc. S-Line and S3 04/06-, inc. V6 3,2 l, 250 HP models S3 04/08-: Please check if the vehicle is homologated for towing by the vehicle manufacturer. Please order separately spoiler inc. cover at Audi dealers.	05/03-04/12			321 885 600 001		60	17.0	9.4	100	1800		305 256 300 107		S	CAN	C	E	--	--	V	120
												305 256 300 113		S	CAN	C	E	D1	--	V	120

















Audi A3, 3 doors inc. S-Line, exc. S3 Please order spoiler inc. cover for bumper cutout at Audi-dealers.	05/12-		317 132 600 001		60	19.0	10.3	85	2000	305 403 300 107	-06/14 with preliminary setup	S	CAN	C	E	--	--	H	45	
										305 403 300 113	-06/14 with preliminary setup	S	CAN	C	E	D	L1	H	45	
										305 406 300 107	-06/14 without preliminary setup	S	CAN	C	E	--	--	V	150	
										305 406 300 113	-06/14 without preliminary setup	S	CAN	C	E	D	L1	V	150	
										305 407 300 107	06/14- with preliminary setup	S	CAN	C	E	--	--	H	30	
										305 407 300 113	06/14- with preliminary setup	S	CAN	C	E	D	L	H	30	
										305 408 300 107	06/14- without preliminary setup	S	CAN	C	E	--	--	V	60	
										305 408 300 113	06/14- without preliminary setup	S	CAN	C	E	D	L	V	60	
Audi A3, 3 doors	05/12-09/13		321 785 600 001			60	17.0	9.9	80	2000	305 403 300 107	-06/14 with preliminary setup	S	CAN	C	E	--	--	H	45
											305 403 300 113	-06/14 with preliminary setup	S	CAN	C	E	D	L1	H	45
											305 406 300 107	-06/14 without preliminary setup	S	CAN	C	E	--	--	V	150
											305 406 300 113	-06/14 without preliminary setup	S	CAN	C	E	D	L1	V	150
Audi A3, 3 doors inc. S-Line, exc. S3	05/12-06/14	KIT 	317 131 900 113		60	21.0	10.3	85	2000	included in the KIT 305 406 300 113	-06/14 without preliminary setup	S	CAN	C	E	D	L1	V	150	
Audi A3, 3 doors Please order spoiler inc. cover for bumper cutout at Audi-dealers.	05/12-06/14	KIT 	317 132 900 113		60	21.0	10.3	80	2000	included in the KIT 305 406 300 113	-06/14 without preliminary setup	S	CAN	C	E	D	L1	V	150	

























Audi

Audi A3, 3 doors inc. S-Line, exc. S3 inc. facelift 07/16-	02/13-		317 131 600 001		60	19.0	10.3	85	2000	305 403 300 107	-06/14 with preliminary setup	S	CAN	C	E	--	--	H	45
										305 403 300 113	-06/14 with preliminary setup	S	CAN	C	E	D	L1	H	45
										305 406 300 107	-06/14 without preliminary setup	S	CAN	C	E	--	--	V	150
										305 406 300 113	-06/14 without preliminary setup	S	CAN	C	E	D	L1	V	150
										305 407 300 107	06/14- with preliminary setup	S	CAN	C	E	--	--	H	30
										305 407 300 113	06/14- with preliminary setup	S	CAN	C	E	D	L	H	30
										305 408 300 107	06/14- without preliminary setup	S	CAN	C	E	--	--	V	60
										305 408 300 113	06/14- without preliminary setup	S	CAN	C	E	D	L	V	60
Audi A3, 3 doors inc. S-Line, exc. S3 inc. facelift 07/16-	06/14-	KIT 	305 408 900 113		60	19.0	10.3	85	2000	included in the KIT 305 408 300 113	06/14- without preliminary setup	S	CAN	C	E	D	L	V	60
Audi A3, 3 doors Please order spoiler inc. cover for bumper cutout at Audi-dealers. inc. S-Line, exc. S3	06/14-05/16	KIT 	305 409 900 113		60	21.0	10.3	85	2000	included in the KIT 305 408 300 113	06/14- without preliminary setup	S	CAN	C	E	D	L	V	60
Audi A4 Allroad Quattro B8 inc. S-Line, Quattro Sport exc.RS For S4 please order extended socket holder, order no. 905323608001. Please order separately the moulded towball holder 8T0 012 109 C at Audi-dealers. Attention: Depending on the engine variation it may be necessary to change the cooling system of the vehicle.	06/09-12/15	KIT 	305 425 900 113		90	20.0	11.0	80	2000	included in the KIT 305 214 300 113		S	CAN	C	E	D	L1	H	60






















Audi A4 Allroad Quattro B8 inc. S4, S-Line, Quattro Sport exc.RS For S4 please order extended socket holder, order no. 905323608001. Please order separately the moulded towball holder for the trunk 8T0 012 109 C at Audi-dealers. Attention: Depending on the engine variation it may be necessary to change the cooling system of the vehicle.	06/09-12/15		305 445 600 001		90	18.0	11.0	80	2000	305 214 300 107			S	CAN	C	E	--	--	H	60			
																				S	CAN	C	E
Audi A4 Allroad Quattro B9 exc. CNG	01/16-		305 447 600 001		90	25.5	11.2	85	2100	305 417 300 113			S	A	C1	E2	D	L1	H	60			
																S	CAN	C	E	D	L	H	60
					KIT		305 532 900 113		90	26.6	11.2	85	2450	included in the KIT 305 437 300 113			S	CAN	C	E	D	L	H
Audi A4 Avant inc. Quattro + S4 exc. RS 4	01/96-11/01		305 179 600 001		150	18.0	10.1	75	1800	305 221 300 113			S	FRE	--	E	D1	L1	V	60			
																			S	FRE	--	E	D1
		KIT		305 394 900 113		150	20.0	10.1	75	1800	included in the KIT 305 221 300 113			S	FRE	--	E	D1	L1	V	60		
		KIT		305 395 900 113		120	21.0	10.1	75	1800	included in the KIT 305 221 300 113			S	FRE	--	E	D1	L1	V	60		
Audi A4 Avant B6 Quattro and S-Line, exc. S4	11/01-11/04		305 205 600 001		120	18.5	10.3	85	2000	305 215 300 107	→		S	CAN	C	E	--	--	H	75			
																S	CAN	C	E	D1	--	H	75
		KIT		305 205 900 113		120	20.5	10.3	85	2000	included in the KIT 305 215 300 113			S	CAN	C	E	D1	--	H	75		
		KIT		305 206 900 113		120	22.0	10.3	85	2000	included in the KIT 305 215 300 113			S	CAN	C	E	D1	--	H	75		

Audi















Audi A4 Avant B7 inc. Quattro, S-line exc. RS4/S4	11/04-08	KIT		305 301 900 153		120	22.0	10.4	100	2000	included in the KIT 305 208 300 153	S	CAN	C	--	D1	L1	H	100
		KIT		305 302 900 153		120	22.0	10.4	100	2000	included in the KIT 305 208 300 153	S	CAN	C	--	D1	L1	H	100
Audi A4 Avant B7 inc. Quattro, S-line exc. RS4/S4	11/04-05/08			305 301 600 001		120	20.0	10.4	100	2000	305 208 300 147	S	CAN	C	--	--	--	H	100
				305 302 600 001		120	20.0	10.4	100	2000	305 208 300 153	S	CAN	C	--	D1	L1	H	100
Audi A4 Avant B8 inc. S4, S-Line, Quattro exc.RS Attention: Depending on the engine variation it may be necessary to change the cooling system of the vehicle.	04/08-11/15			305 443 600 001		90	19.0	11.0	90	2000	305 214 300 107 305 214 300 113	S	CAN	C	E	--	--	H	60
		KIT		305 324 900 113		90	21.0	11.0	90	2000	included in the KIT 305 214 300 113	S	CAN	C	E	D	L1	H	60
Audi A4 Avant B8 inc. S4, S-Line, Quattro Sport exc.RS For S4 please order extended socket holder, order no. 905323608001. Please order separately the moulded towball holder 8T0 012 109 C at Audi-dealers. Attention: Depending on the engine variation it may be necessary to change the cooling system of the vehicle.	04/08-11/15	KIT		305 425 900 113		90	20.0	11.0	80	2000	included in the KIT 305 214 300 113	S	CAN	C	E	D	L1	H	60
Audi A4 Avant B8 inc. S4, S-Line, Quattro Sport exc.RS For S4 please order extended socket holder, order no. 905323608001. Please order separately the moulded towball holder for the trunk 8T0 012 109 C at Audi- dealers. Attention: Depending on the engine variation it may be necessary to change the cooling system of the vehicle.	04/08-11/15			305 445 600 001		90	18.0	11.0	80	2000	305 214 300 107	S	CAN	C	E	--	--	H	60
											305 214 300 113	S	CAN	C	E	D	L1	H	60























Audi A4 Avant B9 exc. CNG	11/15-			305 450 600 001		90	24.0	11.2	85	2100		305 417 300 113			S	A	C1	E2	D	L1	H	60
				305 447 600 001		90	25.5	11.2	85	2100		305 437 300 113			S	CAN	C	E	D	L	H	60
		KIT		305 531 900 113		90	25.1	11.2	85	2450		included in the KIT 305 437 300 113			S	CAN	C	E	D	L	H	60
		KIT		305 532 900 113		90	26.6	11.2	85	2450		included in the KIT 305 437 300 113			S	CAN	C	E	D	L	H	60
Audi A4 Convertible B6, exc. S4	05/02-05			305 205 600 001		120	18.5	10.3	85	2000		305 215 300 107	→		S	CAN	C	E	--	--	H	75
												305 215 300 113			S	CAN	C	E	D1	--	H	75
		KIT		305 205 900 113		120	20.5	10.3	85	2000		included in the KIT 305 215 300 113			S	CAN	C	E	D1	--	H	75
Audi A4 Convertible B6 inc. S-Line, exc. S4	05/02-05			305 206 600 001		120	20.0	10.3	85	2000		305 215 300 107	→		S	CAN	C	E	--	--	H	75
												305 215 300 113			S	CAN	C	E	D1	--	H	75
		KIT		305 206 900 113		120	22.0	10.3	85	2000		included in the KIT 305 215 300 113			S	CAN	C	E	D1	--	H	75
Audi A4 Convertible B7 inc. S-line exc. RS4/S4	10/05-			305 301 600 001		120	20.0	10.4	100	2000		305 208 300 147			S	CAN	C	--	--	--	H	100
				305 302 600 001		120	20.0	10.4	100	2000		305 208 300 153			S	CAN	C	--	D1	L1	H	100
Audi A4 Convertible B7 inc. S-line exc. RS4/S4	10/05-	KIT		305 301 900 153		120	22.0	10.4	100	2000		included in the KIT 305 208 300 153			S	CAN	C	--	D1	L1	H	100
		KIT		305 302 900 153		120	22.0	10.4	100	2000		included in the KIT 305 208 300 153			S	CAN	C	--	D1	L1	H	100

Audi

























Audi A4 Saloon B5 inc. Quattro + S4	11/94-11/00		305 179 600 001		150	18.0	10.1	75	1800		300 078 300 113	03/99-	--	FRE	--	--	D1	L1	V	
			305 220 600 001		120	19.0	10.1	75	1800											
Audi A4 Saloon B6 Quattro and S-Line, exc. S4	11/00-11/04		305 205 600 001		120	18.5	10.3	85	2000		305 215 300 107	→	S	CAN	C	E	--	--	H	75
			305 206 600 001		120	20.0	10.3	85	2000	305 215 300 113	S									
		KIT		305 205 900 113		120	20.5	10.3	85	2000	included in the KIT 305 215 300 113	S	CAN	C	E	D1	--	H	75	
		KIT		305 206 900 113		120	22.0	10.3	85	2000	included in the KIT 305 215 300 113	S	CAN	C	E	D1	--	H	75	
Audi A4 Saloon B7 inc. Quattro, S-line exc. RS4/S4	11/04-09/07		305 301 600 001		120	20.0	10.4	100	2000		305 208 300 147	S	CAN	C	--	--	--	H	100	
			305 302 600 001		120	20.0	10.4	100	2000	305 208 300 153	S									CAN
Audi A4 Saloon B7 inc. Quattro, S-line exc. RS4/S4	11/04-09/07	KIT		305 301 900 153		120	22.0	10.4	100	2000	included in the KIT 305 208 300 153	S	CAN	C	--	D1	L1	H	100	
		KIT		305 302 900 153		120	22.0	10.4	100	2000	included in the KIT 305 208 300 153									S
Audi A4 Saloon B8 inc. S4, S-Line, Quattro exc. RS Attention: Depending on the engine variation it may be necessary to change the cooling system of the vehicle.	09/07-11/15		305 443 600 001		90	19.0	11.0	90	2000		305 214 300 107	S	CAN	C	E	--	--	H	60	
									305 214 300 113	S	CAN									C
		KIT		305 324 900 113		90	21.0	11.0	90	2000	included in the KIT 305 214 300 113	S	CAN	C	E	D	L1	H	60	


























Audi









Audi A5 Sportback B8 inc. S5, S-Line, Quattro Sport exc.RS For S5 please order extended socket holder, order no. 905323608001. Please order separately the moulded towball holder 8T0 012 109 C at Audi-dealers. Attention: Depending on the engine variation it may be necessary to change the cooling system of the vehicle.	09/09-04/17	KIT		305 425 900 113			90	20.0	11.0	80	2000		included in the KIT 305 214 300 113			S	CAN	C	E	D	L1	H	60
Audi A5 Sportback B8 inc. S4, S-Line, Quattro Sport exc.RS For S4 please order extended socket holder, order no. 905323608001. Please order separately the moulded towball holder for the trunk 8T0 012 109 C at Audi- dealers. Attention: Depending on the engine variation it may be necessary to change the cooling system of the vehicle.	09/09-04/17			305 445 600 001			90	18.0	11.0	80	2000	305 214 300 107		S	CAN	C	E	--	--	H	60		
Audi A5 Sportback B9	05/17-			305 450 600 001			90	24.0	11.2	85	2100	305 417 300 113		S	A	C1	E2	D	L1	H	60		
				305 447 600 001			90	25.5	11.2	85	2100	305 437 300 113		S	CAN	C	E	D	L	H	60		
		KIT		305 531 900 113			90	25.1	11.2	85	2450	included in the KIT 305 437 300 113		S	CAN	C	E	D	L	H	60		
		KIT		305 532 900 113			90	26.6	11.2	85	2450	included in the KIT 305 437 300 113		S	CAN	C	E	D	L	H	60		
Audi A6 Allroad Please order spoiler at Audi dealers. Please order additional sidearms 4F0.802.743.A und 4F0.802.744.A please order at your Audi dealer.	05/06-06/12			305 309 600 001			90	31.0	12.0	90	2200	305 268 300 113		S	CAN	C	E	D	L1	H	45		

Audi A6 Allroad Please order spoiler at Audi dealers. Please order additional sidearms 4F0.802.743.A und 4F0.802.744.A please order at your Audi dealer.	05/06-06/12	KIT		305 309 900 113		90	33.0	12.0	90	2200		included in the KIT 305 268 300 113			S	CAN	C	E	D	L1	H	45
Audi A6 Allroad Please order spoiler at Audi dealers.	06/12-			305 407 600 001		90	20.0	12.6	100	2500		305 385 300 113 305 387 300 113	-10/14 10/14-		S	CAN	C	E	D	L1	H	45
Audi A6 Allroad Please order spoiler at Audi dealers.	06/12-10/14	KIT		305 407 900 113		90	22.0	12.6	100	2500		included in the KIT 305 385 300 113	-10/14		S	CAN	C	E	D	L1	H	45
Audi A6 Avant with steel springs inc. S6 and Quattro, exc. RS6	03/05-09/11			305 274 600 001		120	19.0	12.0	90	2200		305 268 300 113			S	CAN	C	E	D	L1	H	45
		KIT		305 274 900 113		120	21.0	12.0	90	2200		included in the KIT 305 268 300 113			S	CAN	C	E	D	L1	H	45
Audi A6 Avant with height control inc. Quattro, S6, S-line, exc. RS6 For optimal fit, order bumper reinforcement Westfalia no. 905269619001 in combination with Audi no. 4F0 807 381.	03/05-09/11			305 291 600 001		120	24.5	12.0	90	2200		305 268 300 113			S	CAN	C	E	D	L1	H	45
Audi A6 Avant with steel springs S-line To guarantee an optimal fit of the bumper it is necessary to mount a bumper reinforcement. Please order from Westfalia no. 905269619001 in combination with Audi no. 4F0 807 381.	03/05-09/11			305 398 600 001		120	23.0	12.0	90	2200		305 268 300 113			S	CAN	C	E	D	L1	H	45
		KIT		305 398 900 113		120	25.0	12.0	90	2200		included in the KIT 305 268 300 113			S	CAN	C	E	D	L1	H	45
Audi A6 Avant exc. RS6 inc. Quattro, S-line	09/11-10/14	KIT		305 428 900 113		90	22.0	12.6	100	2500		included in the KIT 305 385 300 113	-10/14		S	CAN	C	E	D	L1	H	45
Audi A6 Avant exc. RS6 inc. Quattro, S-line	09/11-10/14	KIT		305 429 900 113		90	23.0	12.6	100	2500		included in the KIT 305 385 300 113	-10/14		S	CAN	C	E	D	L1	H	45
Audi A6 Avant exc. RS6 inc. Quattro, S-line	09/11-08/18			305 428 600 001		90	20.0	12.6	100	2500		305 385 300 113	-10/14		S	CAN	C	E	D	L1	H	45
				305 429 600 001		90	21.0	12.6	100	2500		305 387 300 113	10/14-08/18		S	CAN	C	E	D	L	H	60












Audi








Audi A6 Avant exc. RS6 inc. Quattro, S-line	10/14-08/18	KIT		305 438 900 113		90	22.0	12.6	100	2500		included in the KIT 305 387 300 113	10/14-08/18	S	CAN	C	E	D	L	H	60
Audi A6 Avant	02/18-			305 557 600 001		60	21.3	11.4	135	2100		305 486 300 107	05/18-	S	CAN	C	E	--	--	H	90
				305 558 600 001		60	24.2	11.4	135	2100		305 486 300 113	05/18-	S	CAN	C	E	D	L	H	90
Audi A6 Saloon with steel springs inc. S6 and Quattro, exc. RS6	04/04-03/11			305 274 600 001		120	19.0	12.0	90	2200		305 268 300 113		S	CAN	C	E	D	L1	H	45
		KIT		305 274 900 113		120	21.0	12.0	90	2200		included in the KIT 305 268 300 113		S	CAN	C	E	D	L1	H	45
Audi A6 Saloon with height control inc. Quattro, S6, S-Line, exc. RS6	04/04-03/11			305 291 600 001		120	24.5	12.0	90	2200		305 268 300 113		S	CAN	C	E	D	L1	H	45
Audi A6 Saloon with steel springs S-line	04/04-03/11			305 398 600 001		120	23.0	12.0	90	2200		305 268 300 113		S	CAN	C	E	D	L1	H	45
		KIT		305 398 900 113		120	25.0	12.0	90	2200		included in the KIT 305 268 300 113		S	CAN	C	E	D	L1	H	45
Audi A6 Saloon	03/11-10/14	KIT		305 428 900 113		90	22.0	12.6	100	2500		included in the KIT 305 385 300 113	-10/14	S	CAN	C	E	D	L1	H	45
		KIT		305 429 900 113		90	23.0	12.6	100	2500		included in the KIT 305 385 300 113	-10/14	S	CAN	C	E	D	L1	H	45
Audi A6 Saloon	03/11-05/18			305 428 600 001		90	20.0	12.6	100	2500		305 385 300 113	-10/14	S	CAN	C	E	D	L1	H	45
				305 429 600 001		90	21.0	12.6	100	2500		305 387 300 113	10/14-05/18	S	CAN	C	E	D	L	H	60
Audi A6 Saloon	10/14-05/18	KIT		305 438 900 113		90	22.0	12.6	100	2500		included in the KIT 305 387 300 113	10/14-05/18	S	CAN	C	E	D	L	H	60




















Audi A6 Saloon	05/18-			305 557 600 001			60	21.3	11.4	135	2100		305 486 300 107	02/18-	S	CAN	C	E	--	--	H	90
				305 558 600 001			60	24.2	11.4	135	2100		305 486 300 113	02/18-	S	CAN	C	E	D	L	H	90
Audi A7 Sportback inc. S-line + S7	10/10-10/14	KIT		305 428 900 113			90	22.0	12.6	100	2500		included in the KIT 305 385 300 113	-10/14	S	CAN	C	E	D	L1	H	45
				305 429 900 113			90	23.0	12.6	100	2500		included in the KIT 305 385 300 113	-10/14	S	CAN	C	E	D	L1	H	45
Audi A7 Sportback inc. S-line + S7	10/10-01/18			305 428 600 001			90	20.0	12.6	100	2500		305 385 300 113	-10/14	S	CAN	C	E	D	L1	H	45
				305 429 600 001			90	21.0	12.6	100	2500		305 387 300 113	10/14-01/18	S	CAN	C	E	D	L	H	60
Audi A7 Sportback inc. S-line + S7	10/14-01/18	KIT		305 438 900 113			90	22.0	12.6	100	2500		included in the KIT 305 387 300 113	10/14-01/18	S	CAN	C	E	D	L	H	60
Audi A8	03/10-10/17			305 384 600 001			60	26.0	12.6	100	2200		305 384 300 113	-10/13	S	CAN	C	E	D	L1	H	60
Audi Q2	11/16-			317 131 600 001			60	19.0	10.3	85	2000		305 407 300 107	with preliminary setup	S	CAN	C	E	--	--	H	30
				317 132 600 001			60	19.0	10.3	85	2000		305 407 300 113	with preliminary setup	S	CAN	C	E	D	L	H	30
													305 408 300 107	without preliminary setup	S	CAN	C	E	--	--	V	60
													305 408 300 113	without preliminary setup	S	CAN	C	E	D	L	V	60
		KIT		305 408 900 113			60	19.0	10.3	85	2000		included in the KIT 305 408 300 113	without preliminary setup	S	CAN	C	E	D	L	V	60
		KIT		305 409 900 113			60	21.0	10.3	85	2000		included in the KIT 305 408 300 113	without preliminary setup	S	CAN	C	E	D	L	V	60
Audi Q3 inc. S-line, inc. Quattro RS Vehicles from year 2015- require a new cover with cut-out. Please order from the Audi dealer.	09/11-06/18			305 421 600 001			90	19.0	12.0	100	2500		305 410 300 107	-06/18	S	CAN	C	E			V	120
											305 410 300 113		-06/18	S	CAN	C	E	D	L1	V	120	

Audi Q7 E-Tron	03/16-			305 437 600 001		90	21.0	16.4	140	3500		305 417 300 113			S	A	C1	E2	D	L1	H	60
												305 437 300 113			S	CAN	C	E	D	L	H	60
		KIT		305 437 900 113		90	25.0	16.4	140	3500		included in the KIT 305 417 300 113			S	A	C1	E2	D	L1	H	60
Audi Q8	02/18-			322 063 600 001		60	25.1	15.7	191	3500		305 437 300 113										
				322 064 600 001		60	28.3	15.7	191	3500			S	CAN	C	E	D	L	H	60		
Audi TT is not permitted to tow by the vehicle manufacturer.																						













BMW

















BMW 1 Series Convertible E88 135i is not homologated for towing.	01/08-01/14			303 323 600 001		60	20.0	8.0	90	1400		303 460 300 107			S	CAN	--	E2	--	--	H	60
		KIT		303 323 900 113		60	22.0	8.0	90	1400		included in the KIT 303 460 300 113			S	CAN	--	E2	D	L1	H	60
BMW 1 Series Coupé E82 135i is not homologated for towing.	11/07-01/14			303 323 600 001		60	20.0	8.0	90	1400		303 460 300 107			S	CAN	--	E2	--	--	H	60
		KIT		303 323 900 113		60	22.0	8.0	90	1400		included in the KIT 303 460 300 113			S	CAN	--	E2	D	L1	H	60
BMW 1 Series, 3/5 doors Hatchback F20/F21 inc. M-Sport-Package Please order separately thermal-insulation plate for socket holder,no. 7 277 733 at BMW dealers. 135i is not permitted to tow by manufacturer. For vehicles with petrol engines, please check whether it is necessary to replace the rear exhaust silencer.	09/11-			303 317 600 001		60	20.0	8.8	75	1500		303 352 300 107	03/14-		S	CAN	--	E2	--	--	H	60
												303 352 300 113	03/14-		S	CAN	--	E2	D	L1	H	60
												303 460 300 107	-03/14		S	CAN	--	E2	--	--	H	60
												303 460 300 113	-03/14		S	CAN	--	E2	D	L1	H	60
BMW 1 Series, 3/5 doors Hatchback F20/F21 exc. M-Sport-Package 135i is not permitted to tow by manufacturer. For vehicles with petrol engines, please check whether it is necessary to replace the rear exhaust silencer.	09/11-			303 320 600 001		60	17.5	8.8	75	1500		303 352 300 107	03/14-		S	CAN	--	E2	--	--	H	60
												303 352 300 113	03/14-		S	CAN	--	E2	D	L1	H	60
												303 460 300 107	-03/14		S	CAN	--	E2	--	--	H	60
												303 460 300 113	-03/14		S	CAN	--	E2	D	L1	H	60
BMW 1 Series, 3/5 doors Hatchback F20/F21 inc. M-Sport-Package Please order separately thermal-insulation plate for socket holder,no. 7 277 733 at BMW dealers. 135i is not permitted to tow by manufacturer. For vehicles with petrol engines, please check whether it is necessary to replace the rear exhaust silencer.	09/11-03/14	KIT		303 317 900 113			22.0	8.8	75	1500		included in the KIT 303 460 300 113	-03/14		S	CAN	--	E2	D	L1	H	60

BMW 1 Series, 3/5 doors Hatchback F20/F21 exc. M-Sport-Package 135i is not permitted to tow by manufacturer. For vehicles with petrol engines, please check whether it is necessary to replace the rear exhaust silencer.	09/11-03/14	KIT		303 320 900 113			19.5	8.8	75	1500		included in the KIT 303 460 300 113		-03/14	S	CAN	--	E2	D	L1	H	60	
BMW 1 Series, 3/5 doors Hatchback F20/F21 inc. M-Sport-Package Please order separately thermal-insulation plate for socket holder,no. 7 277 733 at BMW dealers. 135i is not permitted to tow by manufacturer. For vehicles with petrol engines, please check whether it is necessary to replace the rear exhaust silencer.	03/14-	KIT		303 318 900 113		60	22.0	8.8	75	1500		included in the KIT 303 352 300 113		03/14-	S	CAN	--	E2	D	L1	H	60	
BMW 1 Series, 3/5 doors Hatchback F20/F21 exc. M-Sport-Package 135i is not permitted to tow by manufacturer. For vehicles with petrol engines, please check whether it is necessary to replace the rear exhaust silencer.	03/14-	KIT		303 321 900 113		60	19.5	8.8	75	1500		included in the KIT 303 352 300 113		03/14-	S	CAN	--	E2	D	L1	H	60	
BMW 1 Series, 5 doors Hatchback E87/E81 135i is not homologated for towing. With vehicles year of construction -07/05 the fixed towbar attachment bolts on the vehicle must be changed at a BMW garage.	09/04-09/11			303 323 600 001		60	20.0	8.0	90	1400		303 460 300 107 303 460 300 113			S	CAN	--	E2	--	--	H	60	
		KIT		303 323 900 113		60	22.0	8.0	90	1400		included in the KIT 303 460 300 113			S	CAN	--	E2	D	L1	H	60	













BMW 2 Series Gran Tourer F46	05/15-		303 355 600 001		90	19.5	10.4	80	2000	303 372 300 113	S	CAN	--	E	D	L1	V	105	
			303 372 600 001		90	21.0	10.4	80	2000										
	KIT		303 355 900 113		90	22.5	10.4	80	2000	included in the KIT 303 372 300 113	S	CAN	--	E	D	L1	V	105	
	KIT		303 372 900 113		90	24.0	10.4	80	2000	included in the KIT 303 372 300 113	S	CAN	--	E	D	L1	V	105	
BMW 3 Series Convertible E46 (E46/C) exc. M3	01/99-02/06		303 405 600 001	 	150	20.3	9.8	75	1800										
BMW 3 Series Convertible E46 (E46/C) exc. M3, fits M-Sport Please order separately cover for bumper cutout at BMW dealer's, BMW no.: model -12/03: 5112 8244 380, model 12/03 -: 5112 7112 481	01/99-02/06		303 230 600 001		150	17.0	9.9	75	1940										
BMW 3 Series Convertible E93 angular position of the towball, receptor tube is not in centre inc. models 335i and 335td and/or vehicles with turbocharger please order extra carriers for exhaust, order no. 303266600015	03/06-02/14		303 266 600 001			27.0	10.0	75	1800	303 460 300 107	S	CAN	--	E2	--	--	H	60	
										303 460 300 113	S	CAN	--	E2	D	L1	H	60	
BMW 3 Series Coupé E46 (E46/2) exc. M3	04/99-08/06		303 405 600 001	 	150	20.3	9.8	75	1800										
BMW 3 Series Coupé E46 (E46/2) steel construction exc. M3, fits M-Sport Please order separately cover for bumper cutout at BMW dealer's, BMW no.: model -12/03: 5112 8244 380, model 12/03 -: 5112 7112 481.	04/99-08/06		303 230 600 001		150	17.0	9.9	75	1940										



















BMW





























BMW 3 Series Coupé E92 fits M-Sport angular position of the towball, receptor tube is not in centre inc. models 335i and 335td and/or vehicles with turbocharger please order extra carriers for exhaust, order no. 303266600015	09/06-09/13		303 266 600 001			27.0	10.0	75	1800		303 460 300 107								S	CAN	--	E2	--	--	H	60
											303 460 300 113								S	CAN	--	E2	D	L1	H	60
BMW 3 Series Gran Turismo F34 BMW recommend fitting a heat shield for the detachable mechanism on petrol engines only - Order mounting bracket 303352613001 and heat shield separately from BMW dealers.	06/13-		303 366 600 001			60	19.0	10.2	75	1800	303 352 300 107	04/14-	S	CAN	--	E2	--	--	H	60						
											303 352 300 113	04/14-	S	CAN	--	E2	D	L1	H	60						
											303 460 300 107	-0314	S	CAN	--	E2	--	--	H	60						
											303 460 300 113	-03/14	S	CAN	--	E2	D	L1	H	60						
BMW 3 Series Saloon E46 exc. M3	04/98-03/05		303 405 600 001			150	20.3	9.8	75	1800																
BMW 3 Series Saloon E46 (E46/2) steel construction exc. M3 Please order separately cover for bumper cutout at BMW dealer's, BMW no.: model -09/01: 5112 8238 819, model 09/01 -: 5112 7045 526	04/98-03/05		303 230 600 001			150	17.0	9.9	75	1940																
BMW 3 Series Saloon E90 exc. M3, fits M Sport angular position of the towball, receptor tube is not in centre With vehicles year of construction 03/05 the fixed towbar attachment bolts on the vehicle must be changed at a BMW garage. For models 335i and 335td and/or vehicles with turbocharger please order extra carriers for exhaust, order no. 303240600015	03/05-01/12		303 330 600 001			75	26.5	10.0	75	1800	303 460 300 107	-03/14	S	CAN	--	E2	--	--	H	60						
											303 460 300 113	-03/14	S	CAN	--	E2	D	L1	H	60						
		KIT		303 330 900 113		75	27.5	10.0	75	1800	included in the KIT 303 460 300 113	-03/14	S	CAN	--	E2	D	L1	H	60						
BMW 3 Series Saloon E90 exc. M3, fits M Sport. Angular position of the towball exc. 335i and 335td and/or vehicles with turbocharger With vehicles year of construction -03/05 the fixed towbar attachment bolts on the vehicle must be changed at a BMW garage.	03/05-01/12	KIT		303 331 900 113			75	21.0	9.2	75	1800	included in the KIT 303 460 300 113	-03/14	S	CAN	--	E2	D	L1	H	60					

BMW 3 Series Saloon F30 exc. M3, fits M Sport	02/12-03/14	KIT		303 351 900 113		60	23.0	10.0	75	1800		included in the KIT 303 460 300 113	-03/14	S	CAN	--	E2	D	L1	H	60
BMW 3 Series Saloon F30 exc. M3, fits M Sport. BMW recommend fitting a heat shield for the detachable mechanism on petrol engines only - Order mounting bracket 303352613001 and heat shield separately from BMW dealers.	02/12-03/14	KIT		303 352 900 113		60	23.5	10.0	75	1800		included in the KIT 303 460 300 113	-03/14	S	CAN	--	E2	D	L1	H	60
BMW 3 Series Saloon F30 exc. M3, fits M Sport	02/12-11/18			303 351 600 001		60	21.0	10.0	75	1800		303 352 300 107 303 352 300 113 303 460 300 107 303 460 300 113	03/14- 03/14- -03/14 -03/14	S S S S	CAN CAN CAN CAN	-- -- -- --	E2 E2 E2 E2	-- D -- D	-- L1 -- L1	H H H H	60 60 60 60
BMW 3 Series Saloon F30 exc. M3, fits M Sport. BMW recommend fitting a heat shield for the detachable mechanism on petrol engines only - Order mounting bracket 303352613001 and heat shield separately from BMW dealers.	02/12-11/18			303 352 600 001		60	21.5	10.0	75	1800		303 352 300 107 303 352 300 113 303 460 300 107 303 460 300 113	03/14- 03/14- -03/14 -03/14	S S S S	CAN CAN CAN CAN	-- -- -- --	E2 E2 E2 E2	-- D -- D	-- L1 -- L1	H H H H	60 60 60 60
BMW 3 Series Saloon F30 exc. M3, fits M Sport	03/14-11/18	KIT		303 361 900 113		60	23.0	10.0	75	1800		included in the KIT 303 352 300 113	03/14-	S	CAN	--	E2	D	L1	H	60
BMW 3 Series Saloon F30 exc. M3, fits M Sport. BMW recommend fitting a heat shield for the detachable mechanism on petrol engines only - Order mounting bracket 303352613001 and heat shield separately from BMW dealers.	03/14-11/18	KIT		303 362 900 113		60	23.5	10.0	75	1800		included in the KIT 303 352 300 113	03/14-	S	CAN	--	E2	D	L1	H	60
BMW 3 Series Touring E46 (E46/3)	99-09/05			303 164 600 001		150	15.7	9.9	75	1940											
BMW 3 Series Touring E46 (E46/3) fits M-Sport Please order separately cover for bumper cutout at BMW dealer' s, BMW no. 5112 8227 569.	99-09/05			303 232 600 001		150	17.0	9.9	75	1940											



























BMW










BMW 3 Series Touring E91 inc. M Sport, exc. M3. Angular position of the towball, receptor tube is not in centre For models 335i and 335td and/or vehicles with turbocharger please order extra carriers for exhaust, order no. 303240600015	09/05-08/12			303 330 600 001			75	26.5	10.0	75	1800		303 460 300 107	-03/14	S	CAN	--	E2	--	--	H	60
													303 460 300 113	-03/14	S	CAN	--	E2	D	L1	H	60
BMW 3 Series Touring E91 inc. M Sport, exc. M3. Angular position of the towball, receptor tube is not in centre For models 335i and 335td and/or vehicles with turbocharger please order extra carriers for exhaust, order no. 303240600015	09/05-08/12	KIT		303 330 900 113			75	27.5	10.0	75	1800		included in the KIT 303 460 300 113	-03/14	S	CAN	--	E2	D	L1	H	60
BMW 3 Series Touring E91 inc. M Sport, exc. M3. Angular position of the towball exc. 335i and 335td and/or vehicles with turbocharger	09/05-08/12	KIT		303 331 900 113			75	21.0	9.2	75	1800		included in the KIT 303 460 300 113	-03/14	S	CAN	--	E2	D	L1	H	60
BMW 3 Series Touring F31 exc. M3, fits M Sport	09/12-			303 351 600 001			60	21.0	10.0	75	1800		303 352 300 107	03/14-	S	CAN	--	E2	--	--	H	60
													303 352 300 113	03/14-	S	CAN	--	E2	D	L1	H	60
													303 460 300 107	-03/14	S	CAN	--	E2	--	--	H	60
													303 460 300 113	-03/14	S	CAN	--	E2	D	L1	H	60
BMW 3 Series Touring F31 exc. M3, fits M Sport. BMW recommend fitting a heat shield for the detachable mechanism on petrol engines only - Order mounting bracket 303352613001 and heat shield separately from BMW dealers.	09/12-			303 352 600 001			60	21.5	10.0	75	1800		303 352 300 107	03/14-	S	CAN	--	E2	--	--	H	60
													303 352 300 113	03/14-	S	CAN	--	E2	D	L1	H	60
													303 460 300 107	-03/14	S	CAN	--	E2	--	--	H	60
													303 460 300 113	-03/14	S	CAN	--	E2	D	L1	H	60
BMW 3 Series Touring F31 exc. M3, fits M Sport	09/12-03/14	KIT		303 351 900 113			60	23.0	10.0	75	1800		included in the KIT 303 460 300 113	-03/14	S	CAN	--	E2	D	L1	H	60
BMW 3 Series Touring F31 exc. M3, fits M Sport. BMW recommend fitting a heat shield for the detachable mechanism on petrol engines only - Order mounting bracket 303352613001 and heat shield separately from BMW dealers.	09/12-03/14	KIT		303 352 900 113			60	23.5	10.0	75	1800		included in the KIT 303 460 300 113	-03/14	S	CAN	--	E2	D	L1	H	60

BMW 3 Series Touring F31 exc. M3, fits M Sport	03/14-	KIT		303 361 900 113		60	23.0	10.0	75	1800		included in the KIT 303 352 300 113	03/14-	S	CAN	--	E2	D	L1	H	60	
BMW 3 Series Touring F31 exc. M3, fits M Sport. BMW recommend fitting a heat shield for the detachable mechanism on petrol engines only - Order mounting bracket 303352613001 and heat shield separately from BMW dealers.	03/14-	KIT		303 362 900 113		60	23.5	10.0	75	1800		included in the KIT 303 352 300 113	03/14-	S	CAN	--	E2	D	L1	H	60	
BMW 4 Series Convertible F33 fits M Sport	03/14-			303 351 600 001		60	21.0	10.0	75	1800		303 352 300 107 303 352 300 113		S	CAN	--	E2	--	--	H	60	
		KIT		303 361 900 113		60	23.0	10.0	75	1800		included in the KIT 303 352 300 113		S	CAN	--	E2	D	L1	H	60	
BMW 4 Series Convertible F33 fits M Sport. BMW recommend fitting a heat shield for the detachable mechanism on petrol engines only - Order mounting bracket 303352613001 and heat shield separately from BMW dealers.	03/14-			303 352 600 001		60	21.5	10.0	75	1800		303 352 300 107 303 352 300 113		S	CAN	--	E2	--	--	H	60	
		KIT		303 362 900 113		60	23.5	10.0	75	1800		included in the KIT 303 352 300 113		S	CAN	--	E2	D	L1	H	60	
BMW 4 Series Coupé F32 fits M Sport	10/13-			303 351 600 001		60	21.0	10.0	75	1800		303 352 300 107 303 352 300 113 303 460 300 107 303 460 300 113	03/14- 03/14- -03/14 -03/14	S	CAN	--	E2	--	--	H	60	
														S	CAN	--	E2	D	L1	H	60	
															S	CAN	--	E2	--	--	H	60
															S	CAN	--	E2	D	L1	H	60
BMW 4 Series Coupé F32 fits M Sport. BMW recommend fitting a heat shield for the detachable mechanism on petrol engines only - Order mounting bracket 303352613001 and heat shield separately from BMW dealers.	10/13-			303 352 600 001		60	21.5	10.0	75	1800		303 352 300 107 303 352 300 113 303 460 300 107 303 460 300 113	03/14- 03/14- -03/14 -03/14	S	CAN	--	E2	--	--	H	60	
														S	CAN	--	E2	D	L1	H	60	
															S	CAN	--	E2	--	--	H	60
															S	CAN	--	E2	D	L1	H	60
BMW 4 Series Coupé F32 fits M Sport	10/13-03/14	KIT		303 351 900 113		60	23.0	10.0	75	1800		included in the KIT 303 460 300 113	-03/14	S	CAN	--	E2	D	L1	H	60	

BMW 5 Series Saloon E60 exc. M5, inc. vehicles with sport equipment	07/03-02/10			303 212 600 001		150	16.5	11.4	90	2200		303 460 300 107	-07/13	S	CAN	--	E2	--	--	H	60
		KIT		303 212 900 113		150	18.5	11.4	90	2200		included in the KIT 303 460 300 113	-07/13	S	CAN	--	E2	D	L1	H	60
BMW 5 Series Saloon E60 exc. M5, only for vehicles with sport equipment Please order separately cover for bumper cutout 5112 7120 005 at BMW dealer's.	07/03-02/10			303 235 600 001		150	20.0	11.4	90	2200		303 460 300 107	-07/13	S	CAN	--	E2	--	--	H	60
		KIT		303 235 900 113		150	22.0	11.4	90	2200		included in the KIT 303 460 300 113	-07/13	S	CAN	--	E2	D	L1	H	60
BMW 5 Series Saloon E60 exc. M5, exc. vehicles with sport equipment	07/03-02/10			303 294 600 001		100	20.0	11.4	90	2200		303 460 300 107	-07/13	S	CAN	--	E2	--	--	H	60
		KIT		303 294 900 113		100	22.0	11.4	90	2200		included in the KIT 303 460 300 113	-07/13	S	CAN	--	E2	D	L1	H	60
BMW 5 Series Saloon F10 exc. M5 fits M-Sport	03/10-07/13	KIT		303 337 900 113		45	25.0	11.8	100	2200		included in the KIT 303 460 300 113	-07/13	S	CAN	--	E2	D	L1	H	60
		KIT		303 338 900 113		45	30.0	11.8	100	2200		included in the KIT 303 460 300 113	-07/13	S	CAN	--	E2	D	L1	H	60
BMW 5 Series Saloon F10 exc. M5 fits M-Sport	03/10-01/17			303 397 600 001		45	23.0	11.8	100	2200		303 352 300 107	07/13-	S	CAN	--	E2	--	--	H	60
				303 398 600 001		45	28.0	11.8	100	2200		303 352 300 113	07/13-	S	CAN	--	E2	D	L1	H	60
				303 398 600 001		45	28.0	11.8	100	2200		303 460 300 107	-07/13	S	CAN	--	E2	--	--	H	60
				303 460 300 113		45	28.0	11.8	100	2200		303 460 300 113	-07/13	S	CAN	--	E2	D	L1	H	60
BMW 5 Series Saloon F10 exc. M5 fits M-Sport	07/13-01/17	KIT		303 370 900 113		90	19.0	11.9	100	2100		included in the KIT 303 352 300 113	07/13-	S	CAN	--	E2	D	L1	H	60
BMW 5 Series Touring E39/2 inc. vehicles with BMW-sport-equipment	03/97-06/04			303 151 600 001		>150	15.2	11.4	90	2200		303 123 300 113		S	FRE	--	E	D1	L1	V	90
		KIT		303 151 900 113		>150	17.2	11.4	90	2200		included in the KIT 303 123 300 113		S	FRE	--	E	D1	L1	V	90































BMW

BMW X3 F25 inc. M-Sport	11/10-09/14	KIT		303 339 900 113		60	18.5	12.5	100	2400		included in the KIT 303 460 300 113	-09/14	S	CAN	--	E2	D	L1	H	60
		KIT		303 340 900 113		60	19.5	12.5	100	2400		included in the KIT 303 460 300 113	-09/14	S	CAN	--	E2	D	L1	H	60
BMW X3 F25 inc. M-Sport	11/10-06/17			303 339 600 001	→ 	60	20.0	12.0	100	2400		303 352 300 107	10/14-	S	CAN	--	E2	--	--	H	60
				303 477 600 001		60	17.2	12.5	100	2400		303 460 300 107	-09/14	S	CAN	--	E2	--	--	H	60
				303 404 600 001	→ 	60	21.0	12.6	100	2400		303 460 300 113	-09/14	S	CAN	--	E2	D	L1	H	60
				303 478 600 001		60	18.7	12.5	100	2400											
BMW X3 F25 inc. M-Sport	10/14-06/17	KIT		303 477 900 113		60	18.4	12.5	100	2400		included in the KIT 303 352 300 107		S	CAN	--	E2	--	--	H	60
		KIT		303 478 900 113		60	19.9	12.5	100	2400		included in the KIT 303 352 300 113		S	CAN	--	E2	D	L1	H	60
BMW X3 G01 inc. M-Sport	07/17-			303 477 600 001		60	17.2	12.5	100	2400		303 352 300 107		S	CAN	--	E2	--	--	H	60
				303 478 600 001		60	18.7	12.5	100	2400		303 352 300 113		S	CAN	--	E2	D	L1	H	60
		KIT		303 477 900 113		60	18.4	12.5	100	2400		included in the KIT 303 352 300 113		S	CAN	--	E2	D	L1	H	60
		KIT		303 478 900 113		60	19.9	12.5	100	2400		included in the KIT 303 352 300 113		S	CAN	--	E2	D	L1	H	60
BMW X4 F26 inc. M-Sport	06/14-04/18			303 404 600 001	→ 	60	21.0	12.6	100	2400		303 352 300 107		S	CAN	--	E2	--	--	H	60
												303 352 300 113		S	CAN	--	E2	D	L1	H	60





























BMW X5 E53 inc. M-Sport No towbar can be mounted on vehicles with US-specification.	06/00-12/06			303 207 600 001				34.0	15.5	150	3500		303 137 300 113		for prepared vehicles	S	FRE	--	E	D	--	H	30
		KIT		303 207 900 113				36.0	15.5	150	3500		included in the KIT 303 137 300 113		for prepared vehicles	S	FRE	--	E	D	--	H	30
BMW X5 E70 fits X5 M Sport package	01/07-10/13			303 368 600 001			90	26.5	16.0	150	3500		303 368 300 113		12/13-07/18 exc. X5M motors	S	CAN	--	E	D	L1	H	45
													303 451 300 107		-11/13 exc. X5M motors	S	CAN	--	E	--	--	H	45
														303 451 300 113		-11/13 exc. X5M motors	S	CAN	--	E	D	L1	H
BMW X5 E70 inc. X5 M-Sport package	01/07-11/13	KIT		303 273 900 113			60	31.0	15.5	150	3500		included in the KIT 303 451 300 113		-11/13 exc. X5M motors	S	CAN	--	E	D	L1	H	45
BMW X5 F15 inc. M-Sport	11/13-07/18	KIT		303 368 900 113			90	28.5	16.0	150	3500		included in the KIT 303 368 300 113		12/13-07/18 exc. X5M motors	S	CAN	--	E	D	L1	H	45
BMW X5 F15 inc. M-Sport package	11/13-07/18			303 368 600 001			90	26.5	16.0	150	3500		303 368 300 113		12/13-07/18 exc. X5M motors	S	CAN	--	E	D	L1	H	45
BMW X6 inc. X6M. Hybrid models are not permitted to tow by the vehicle manufacturer. Please order separately cover for bumper cutout at BMW dealers.	05/08-12/14			303 290 600 001				31.5	16.0	140	3500		303 451 300 107		exc. X6M motors	S	CAN	--	E	--	--	H	45
			KIT		303 290 900 113				33.5	16.0	140	3500		included in the KIT 303 451 300 113		exc. X6M motors	S	CAN	--	E	D	L1	H
BMW X6 F16	12/14-			303 368 600 001			90	26.5	16.0	150	3500		303 368 300 113		exc. X6M motors	S	CAN	--	E	D	L1	H	45
			KIT		303 368 900 113			90	28.5	16.0	150	3500		included in the KIT 303 368 300 113		exc. X6M motors	S	CAN	--	E	D	L1	H

Cadillac

Cadillac SRX	04-10		342 140 600 001	→		90	28.0	13.7	100	2500					--	A	--	E1	--	--	V	90	
															--	A	--	E1	D1	L1	V	90	





















Chevrolet Aveo Hatchback	07/11-			342 182 600 001			45	19.0	6.6	44	1100		314 386 300 107			S	CAN	--	E	--	--	V	90
				342 183 600 001			45	21.0	6.6	44	1100		314 386 300 113			S	CAN	--	E	D	L1	V	90
		KIT		342 182 900 113			45	21.0	6.6	44	1100		included in the KIT 314 386 300 113			S	CAN	--	E	D	L1	V	90
		KIT		342 183 900 113			45	23.0	6.6	44	1100		included in the KIT 314 386 300 113			S	CAN	--	E	D	L1	V	90
Chevrolet Aveo	07/11-			342 187 600 001			45	19.0	6.8	50	1100		314 386 300 107			S	CAN	--	E	--	--	V	90
				342 188 600 001			45	21.0	6.8	50	1100		314 386 300 113			S	CAN	--	E	D	L1	V	90
		KIT		342 187 900 113			45	21.0	6.8	50	1100		included in the KIT 314 386 300 113			S	CAN	--	E	D	L1	V	90
		KIT		342 188 900 113			45	23.0	6.8	50	1100		included in the KIT 314 386 300 113			S	CAN	--	E	D	L1	V	90
Chevrolet Captiva (S3X)	06/06-			342 216 600 001			90	20.0	12.3	150	2500		342 027 300 113	for vehicles with preparation		S	FRE	--	E1	D	L1	H	30
				342 217 600 001			90	21.5	12.3	150	2500		342 033 300 107	05/13-		S	A	--	--	--	--	V	90
				342 217 600 001			90	21.5	12.3	150	2500		342 033 300 113	05/13-		S	A	--	--	D	L1	V	90
				342 217 600 001			90	21.5	12.3	150	2500		349 025 300 113	-05/13		S	A	--	E	D1	L1	V	90
Chevrolet Captiva (S3X)	05/13-	KIT		342 216 900 113			90	21.0	12.3	150	2500		included in the KIT 342 033 300 113	05/13-		S	A	--	--	D	L1	V	90
		KIT		342 217 900 113			90	22.5	12.3	150	2500		included in the KIT 342 033 300 113	05/13-		S	A	--	--	D	L1	V	90

Chevrolet























Chevrolet Cruze 4 doors Saloon	05/09-			314 373 600 001		60	23.0	9.6	75	1800		314 386 300 107			S	CAN	--	E	--	--	V	90
				314 372 600 001		60	23.0	9.6	75	1800		314 386 300 113			S	CAN	--	E	D	L1	V	90
		KIT		314 373 900 113		60	25.0	9.6	75	1800		included in the KIT 314 386 300 113			S	CAN	--	E	D	L1	V	90
		KIT		314 372 900 113		60	25.0	9.6	75	1800		included in the KIT 314 386 300 113			S	CAN	--	E	D	L1	V	90
Chevrolet Cruze 5 doors Hatchback	07/11-			314 418 600 001		60	22.0	7.5	75	1200		314 386 300 107			S	CAN	--	E	--	--	V	90
				314 416 600 001		60	22.5	7.5	75	1200		314 386 300 113			S	CAN	--	E	D	L1	V	90
		KIT		314 418 900 113		60	24.0	7.5	75	1200		included in the KIT 314 386 300 113			S	CAN	--	E	D	L1	V	90
		KIT		314 416 900 113		60	24.5	7.5	75	1200		included in the KIT 314 386 300 113			S	CAN	--	E	D	L1	V	90
Chevrolet Cruze Estate/Station Wagon	06/12-			314 469 600 001		60		9.6	75	1200		314 386 300 107			S	CAN	--	E	--	--	V	90
				314 470 600 001		60		9.6	75	1200		314 386 300 113			S	CAN	--	E	D	L1	V	90
		KIT		314 469 900 113		60		9.6	75	1200		included in the KIT 314 386 300 113			S	CAN	--	E	D	L1	V	90
		KIT		314 470 900 113		60		9.6	75	1200		included in the KIT 314 386 300 113			S	CAN	--	E	D	L1	V	90
Chevrolet Orlando	01/11-			314 460 600 001		60	23.0	9.9	75	1600		314 386 300 107			S	CAN	--	E	--	--	V	90
				314 461 600 001			24.5	9.9	75	1600		314 386 300 113			S	CAN	--	E	D	L1	V	90

Chevrolet Trax	03/13-			314 555 600 001		60	21.3	8.6	75	1400		314 386 300 107			S	CAN	--	E	--	--	V	90
				314 510 600 001		60	21.0	8.6	75	1400		314 386 300 113			S	CAN	--	E	D	L1	V	90
		KIT		314 497 900 113		60	23.0	7.5	75	1200		included in the KIT 314 386 300 113			S	CAN	--	E	D	L1	V	90

























Citroën





























Citroën Berlingo L2 long overhang, vehicle length = 4628 mm	04/08-08/18		304 129 600 001			90	16.3	8.7	64	1600		304 400 300 107	-11/11 -> OPR12775	S	CAN	C1	E	--	--	H	105		
			304 131 600 001			90	19.0	8.7	64	1600		304 400 300 113	-11/11 -> OPR12775	S	CAN	C1	E	D	L1	H	105		
												304 402 300 107	11/11- OPR12776->	S	CAN	C1	E	--	--	V	105		
												304 402 300 113	11/11- OPR12776->	S	CAN	C1	E	D	L1	V	105		
Citroën Berlingo L2 inc. Berlingo Van	09/18-		304 210 600 001			60	21.0	8.6	75	1500													
						304 211 600 001	60	22.0	8.6	75	1500												
						304 212 600 001	60	21.5	8.6		1500												
Citroën C Crosser	09/07-01/12		340 094 600 001			90	27.0	10.9	100	2000		340 075 300 113		S	FRE	--	E	D	L	H	75		
			KIT				340 094 900 113		90	29.0	10.9	100	2000		included in the KIT 340 075 300 113		S	FRE	--	E	D	L	H
Citroën C3	05/02-11/09		304 074 600 001			120	16.0	6.6	80	1100		300 072 300 107	-09/05	--	FRE	--	--	--	--	V			
												300 072 300 113	-09/05	--	FRE	--	--	D1	L1	V			
												304 402 300 107	09/05-	S	CAN	C1	E	--	--	V	105		
												304 402 300 113	09/05-	S	CAN	C1	E	D	L1	V	105		
Citroën C3 exc. vehicles with park distance control	01/10-10/16		304 136 600 001			60	15.1	6.9	54	1225		304 402 300 107	09/05-	S	CAN	C1	E	--	--	V	105		
												304 402 300 113	09/05-	S	CAN	C1	E	D	L1	V	105		
			KIT				304 136 900 113		60	17.0	6.9	54	1225		included in the KIT 304 402 300 113	09/05-	S	CAN	C1	E	D	L1	V
Citroën C3	01/10-10/16		304 137 600 001			60	16.4	6.9	54	1225		304 402 300 107	09/05-	S	CAN	C1	E	--	--	V	105		
												304 402 300 113	09/05-	S	CAN	C1	E	D	L1	V	105		
			KIT				304 137 900 113			60	18.4	6.9	54	1225		included in the KIT 304 402 300 113	09/05-	S	CAN	C1	E	D	L1









Citroën

Citroën C4 Coupé fits hatchback, VTR, VTR Plus and VTS	11/04-10/10		315 109 600 001		60	21.0	9.1	80	1700	300 210 300 107	-01/07	--	A	--	E1	--	--	V	90										
										300 210 300 113	-01/07	--	A	--	E1	D1	L1	V	90										
										304 402 300 107	01/07-	S	CAN	C1	E	--	--	V	105										
										304 402 300 113	01/07-	S	CAN	C1	E	D	L1	V	105										
Citroën C4 Coupé fits hatchback, VTR, VTR Plus and VTS	01/07-10/10	KIT		315 109 900 113		60	23.0	9.1	80	1700	included in the KIT 304 402 300 113	01/07-	S	CAN	C1	E	D	L1	V	105									
Citroën C4 Grand Picasso	11/06-01/11	KIT		304 099 900 113		60	24.0	9.7	75	1700	included in the KIT 304 401 300 113	-01/11 ->OPR12531	S	CAN	C1	E	D	L1	V	105									
											KIT		304 100 900 113		60	24.7	9.7	80	1700	included in the KIT 304 401 300 113	-01/11 ->OPR12531	S	CAN	C1	E	D	L1	V	105
Citroën C4 Grand Picasso	11/06-09/13		315 177 600 001		120	21.0	10.0	75	1550	304 401 300 107	-01/11 ->OPR12531	S	CAN	C1	E	--	--	H	105										
										304 401 300 113	-01/11 ->OPR12531	S	CAN	C1	E	D	L1	V	105										
										315 109 300 107	01/11- OPR12530->	S	CAN	C	E	--	--	V	105										
										315 109 300 113	01/11- OPR12530->	S	CAN	C	E	D	L1	V	105										
Citroën C4 Grand Picasso	10/13-		304 151 600 001		90	21.0	9.5	75	1750	304 152 300 107			S	CAN	C	E	--	--	V	75									
											304 152 600 001		90	24.0	9.5	75	1750	304 152 300 113			S	CAN	C	E	D1	L1	V	75	
										KIT		304 151 900 113		90	21.0	9.5	75	1750	included in the KIT 304 152 300 113			S	CAN	C	E	D1	L1	V	75
										KIT		304 152 900 113		90	24.0	9.5	75	1750	included in the KIT 304 152 300 113			S	CAN	C	E	D1	L1	V	75
Citroën C4 Saloon inc. Hatchback	11/04-11/10		315 109 600 001		60	21.0	9.1	80	1700	300 210 300 107	-01/07	--	A	--	E1	--	--	V	90										
										300 210 300 113	-01/07	--	A	--	E1	D1	L1	V	90										
										304 402 300 107	01/07-	S	CAN	C1	E	--	--	V	105										
										304 402 300 113	01/07-	S	CAN	C1	E	D	L1	V	105										
Citroën C4 Saloon inc. Hatchback	01/07-11/10	KIT		315 109 900 113		60	23.0	9.1	80	1700	included in the KIT 304 402 300 113	01/07-	S	CAN	C1	E	D	L1	V	105									







Citroën








Citroën C5 Estate	05/08-			304 146 600 001	→ 	120	22.0	10.4	80	1900	304 400 300 107			S	CAN	C1	E	--	--	H	105	
				304 145 600 001	→ 	120	24.5	10.4	80	1900				304 400 300 113	S	CAN	C1	E	D	L1	H	105
				304 135 600 001		90	25.4	10.4	75	1900												
		KIT		304 146 900 113		120	29.0	10.4	80	1900	included in the KIT 304 400 300 113	S	CAN	C1	E	D	L1	H	105			
		KIT		304 145 900 113		120	31.4	10.4	80	1900	included in the KIT 304 400 300 113	S	CAN	C1	E	D	L1	H	105			
Citroën C5 Saloon	05/08-			304 146 600 001	→ 	120	22.0	10.4	80	1900	304 400 300 107			S	CAN	C1	E	--	--	H	105	
				304 145 600 001	→ 	120	24.5	10.4	80	1900				304 400 300 113	S	CAN	C1	E	D	L1	H	105
				304 135 600 001		90	25.4	10.4	75	1900												
		KIT		304 146 900 113		120	29.0	10.4	80	1900	included in the KIT 304 400 300 113	S	CAN	C1	E	D	L1	H	105			
		KIT		304 145 900 113		120	31.4	10.4	80	1900	included in the KIT 304 400 300 113	S	CAN	C1	E	D	L1	H	105			
Citroën C8	09/02-12/14			315 098 600 001		75	19.8	10.8	100	1900	300 210 300 107			--	A	--	E1	--	--	V	90	
				315 097 600 001		75	22.0	10.8	100	1900	300 210 300 113			-09/05	--	A	--	E1	D1	L1	V	90
											304 400 300 107			10/05-	S	CAN	C1	E	--	--	H	105
											304 400 300 113			10/05-	S	CAN	C1	E	D	L1	H	105
											315 097 300 107			→ -09/05	S	FRE	--	E	--	--	H	45












Citroën C8	10/05-12/14	KIT		315 098 900 113		75	21.8	10.8	100	1900		included in the KIT 304 400 300 113	10/05-	S	CAN	C1	E	D	L1	H	105
		KIT		315 097 900 113		75	24.0	10.8	100	1900		included in the KIT 304 400 300 113	10/05-	S	CAN	C1	E	D	L1	H	105
Citroën DS3 exc. vehicles with park distance control	01/10-			304 136 600 001		60	15.1	6.9	54	1225		304 402 300 107 304 402 300 113		S	CAN	C1	E	--	--	V	105
		KIT		304 136 900 113		60	17.0	6.9	54	1225		included in the KIT 304 402 300 113		S	CAN	C1	E	D	L1	V	105
Citroën DS3	01/10-			304 137 600 001	→ 	60	16.4	6.9	54	1225		304 402 300 107 304 402 300 113		S	CAN	C1	E	--	--	V	105
		KIT		304 137 900 113	→ 	60	18.4	6.9	54	1225		included in the KIT 304 402 300 113		S	CAN	C1	E	D	L1	V	105
Citroën DS3 Convertible exc. vehicles with park distance control	03/13-			304 136 600 001		60	15.1	6.9	54	1225		304 402 300 107 304 402 300 113		S	CAN	C1	E	--	--	V	105
		KIT		304 136 900 113		60	17.0	6.9	54	1225		included in the KIT 304 402 300 113		S	CAN	C1	E	D	L1	V	105
Citroën DS3 Convertible	03/13-			304 137 600 001	→ 	60	16.4	6.9	54	1225		304 402 300 107 304 402 300 113		S	CAN	C1	E	--	--	V	105
		KIT		304 137 900 113	→ 	60	18.4	6.9	54	1225		included in the KIT 304 402 300 113		S	CAN	C1	E	D	L1	V	105
Citroën DS4	04/11-			304 147 600 001		60	17.4	9.2	75	1550		304 144 300 113		S	CAN	C	E	D	L	V	90
				304 148 600 001		60	19.0	9.2	75	1550					S	CAN	C	E	D	L	V
		KIT		304 147 900 113		60	19.4	9.2	75	1550		included in the KIT 304 144 300 113		S	CAN	C	E	D	L	V	90
		KIT		304 148 900 113		60	21.0	9.2	75	1550		included in the KIT 304 144 300 113		S	CAN	C	E	D	L	V	90

Citroën Van inc. towball For vehicles with long superstructure L4/XL please order separately a set distance tubes to strengthen the framework, no. 906270650003. Some vehicles 03/08- do not have chassis bores. In this case it is necessary to bore them subsequent. For the mounting time will last 120 min. longer.	06/06-		306 357 600 001		60	21.0	15.8	150	3000	306 271 300 107	02/11- from chassis no. 1948841	S	FRE	--	E	--	--	V	105	
										306 271 300 113	02/11- from chassis no. 1948841	S	FRE	--	E	D1	L1	V	105	
										306 510 300 107	-02/11 chassis no. 1948840	S	FRE	--	E	--	--	V	105	
										306 510 300 113	-02/11 chassis no. 1948840	S	FRE	--	E	D1	L1	V	105	
Citroën Van For vehicles with long superstructure L4/XL please order separately a set distance tubes to strengthen the framework, no. 906270650003. Some vehicles 03/08- do not have chassis holes. In this case it is necessary to drill them subsequently. For this the m	06/06-		306 271 600 001		60	32.0	16.9	150	3000	306 271 300 107	02/11- from chassis no. 1948841	S	FRE	--	E	--	--	V	105	
										306 271 300 113	02/11- from chassis no. 1948841	S	FRE	--	E	D1	L1	V	105	
										306 510 300 107	-02/11 chassis no. 1948840	S	FRE	--	E	--	--	V	105	
										306 510 300 113	-02/11 chassis no. 1948840	S	FRE	--	E	D1	L1	V	105	
Citroën Van For vehicles with long superstructure L4/XL please order separately a set distance tubes to strengthen the framework, no. 906270650003. Some vehicles 03/08- do not have chassis bores. In this case it is necessary to bore them subsequent. For the mounting time will last 120 min. longer.	06/06-02/11	KIT		306 271 900 113		60	34.0	16.9	150	3000	included in the KIT 306 510 300 113	-02/11 chassis no. 1948840	S	FRE	--	E	D1	L1	V	105
Citroën Van For vehicles with long superstructure L4/XL please order separately a set distance tubes to strengthen the framework, no. 906270650003. Some vehicles 03/08- do not have chassis bores. In this case it is necessary to bore them subsequent. For the mounting time will last 120 min. longer.	02/11-	KIT		306 272 900 113		60	34.0	16.9	150	3000	included in the KIT 306 271 300 113	02/11- from chassis no. 1948841	S	FRE	--	E	D1	L1	V	105
















Citroën


















Citroën Van inc. towball 329059600001 For vehicles with long superstructure L4/XL please order separately a set distance tubes to strengthen the framework, no. 9062706500003. Some vehicles 03/08- do not have chassis bores. In this case it is necessary to bore them subsequent. For the mounting time will last 120 min. longer.	06/06-			306 330 600 001		60	32.0	16.9	150	3000		306 271 300 107	02/11- from chassis no. 1948841	S	FRE	--	E	--	--	V	105
												306 271 300 113	02/11- from chassis no. 1948841	S	FRE	--	E	D1	L1	V	105
												306 510 300 107	-02/11 chassis no. 1948840	S	FRE	--	E	--	--	V	105
												306 510 300 113	-02/11 chassis no. 1948840	S	FRE	--	E	D1	L1	V	105
Citroën Van inc. towball 329059600001 For vehicles with long superstructure L4/XL please order separately a set distance tubes to strengthen the framework, no. 9062706500003. Some vehicles 03/08- do not have chassis bores. In this case it is necessary to bore them subsequent. For the mounting time will last 120 min. longer.	06/06-02/11	KIT		306 330 900 113		60	34.0	16.9	150	3000		included in the KIT 306 510 300 113	-02/11 chassis no. 1948840	S	FRE	--	E	D1	L1	V	105
Citroën Van inc. towball 329059600001 For vehicles with long superstructure L4/XL please order separately a set distance tubes to strengthen the framework, no. 9062706500003. Some vehicles 03/08- do not have chassis bores. In this case it is necessary to bore them subsequent. For the mounting time will last 120 min. longer.	02/11-	KIT		306 357 900 113		60	34.0	16.9	150	3000		included in the KIT 306 271 300 113	02/11- from chassis no. 1948841	S	FRE	--	E	D1	L1	V	105

Citroën Relay Chassis Cab inc. 4 WD exc. vehicles with gas bottle instead of the spare wheel 4 WD: bolt kit (order no. 906216650002) must be ordered separately. inc. vehicles until 10/95: body reinforcement kit: 306142650002 must be ordered separately. Towball for vehicles with standard chassis: 329089600001. Towball for vehicles with 16" wheels and reinforced springs: 329062600001. When mounting swap system to vehicles with standard chassis we recommend towball: 329059600001	03/94-06/06		306 216 600 001			60	32.7	13.3	150	2500			300 052 300 107	03/02-	--	FRE	--	E1	--	--	V			
													300 052 300 113	03/02-	--	FRE	--	E1	D1	--	V			
													300 060 300 113	-03/02	--	C2	--	E1	D1	L1	H	45		
Citroën Relay Chassis Cab inc. towball	02/95-06/06		306 329 600 001			60	29.0	12.5	130	2000			300 052 300 107	03/02-	--	FRE	--	E1	--	--	V			
													300 052 300 113	03/02-	--	FRE	--	E1	D1	--	V			
													300 060 300 113	-03/02	--	C2	--	E1	D1	L1	H	45		
Citroën Relay Chassis Cab inc. towball 329059600001. For vehicles with long superstructure L4/XL please order separately a set distance tubes to strengthen the framework, no. 90627065003.	06/06-		306 318 600 001			60	30.5	15.9	150	3000														
Citroën Relay Chassis Cab inc. towball 329059600001. For vehicles with long superstructure L4/XL please order separately a set distance tubes to strengthen the framework, no. 90627065003.	06/06-		306 357 600 001			60	21.0	15.8	150	3000														
Citroën Relay Chassis Cab combined universal HGV towbar for towballs and coupling bolt inc. towball 329059600001. For vehicles with long superstructure L4/XL please order separately a set distance tubes to strengthen the framework, order no. 906270650003. Please order separately c	06/06-		306 359 600 001			90	40.0	12.5	150	2000														

















Citraën Nemo exc. vehicles with gas drive	02/08-		306 349 600 001		150	16.5	7.5	75	1300	306 580 300 107	S	FRE	--	E	--	--	V	120
			306 351 600 001		150	17.0	7.5	75	1300	306 580 300 113	S	FRE	--	E	D1	L1	V	120
			306 350 600 001		150	17.0	7.5	75	1300									
	KIT		306 349 900 113		150	18.5	7.5	75	1300	included in the KIT 306 580 300 113	S	FRE	--	E	D1	L1	V	120
	KIT		306 350 900 113		150	19.0	7.5	75	1300	included in the KIT 306 580 300 113	S	FRE	--	E	D1	L1	V	120
Citraën Xsara Picasso inc. facelift from 04/2004	09/99-		304 069 600 001		90	16.0	7.5	90	1300									


Dacia

Dacia Dokker X67 exc. Stepway	11/12-		316 333 600 001			60	19.5	7.3	75	1200		316 333 300 107			S	A	--	--	--	--	V	75
			316 334 600 001			60	19.5	7.3	75	1200		316 333 300 113			S	A	--	--	D1	L1	V	75
	KIT		316 333 900 113			60	21.5	7.3	75	1200		included in the KIT 316 333 300 113			S	A	--	--	D1	L1	V	75
			316 334 900 113			60	21.5	7.3	75	1200		included in the KIT 316 333 300 113			S	A	--	--	D1	L1	V	75
Dacia Dokker Express exc. Stepway	11/12-		316 333 600 001			60	19.5	7.3	75	1200		300 210 300 107			--	A	--	E1	--	--	V	90
			316 334 600 001			60	19.5	7.3	75	1200		316 334 300 113			S	A	--	--	D1	--	H	60
Dacia Duster I+II, SUV 4x2, 4x4	03/10-		316 366 600 001			60	18.5	8.6	75	1600												
Dacia Duster I+II, SUV 4x2, 4x4	03/10-12/17		316 365 600 001			60	16.5	8.6	75	1600												
Dacia Lodgy, J 92 5/7 seats incl. Stepway	06/12-		316 324 600 001			45	19.5	8.1	75	1400		316 321 300 113			S	A	--	--	D1	--	V	90
		KIT		316 324 900 113			45	21.5	8.1	75	1400		included in the KIT 316 321 300 113			S	A	--	--	D1	--	V
Dacia Lodgy, J 92 5/7 seats exc. Stepway	06/12-		316 345 600 001			45	19.0	8.1	75	1400		316 321 300 113			S	A	--	--	D1	--	V	90
		KIT		316 345 900 113			45	21.0	8.1	75	1400		included in the KIT 316 321 300 113			S	A	--	--	D1	--	V
Dacia Logan Estate / MCV I exc. vehicles with gas drive	01/07-06/13		316 259 600 001			60	22.6	7.7	75	1300		300 072 300 107		-12/07	--	FRE	--	--	--	--	V	
			316 307 600 001			60	23.0	7.7	75	1300		300 072 300 113		-12/07	--	FRE	--	--	D1	L1	V	










Dacia Logan Estate / MCV II inc. Stepway	07/13-		316 341 600 001			90	15.0	6.8	75	1150		316 338 300 107			S	A	--	--	--	H	60	
		KIT 	316 341 900 113			90	16.0	6.8	75	1150		included in the KIT 316 338 300 113			S	A	--	--	D1	L1	H	60
Dacia Logan Estate / MCV II exc. Stepway	07/13-		316 342 600 001			90	18.0	6.8	75	1150		316 338 300 107			S	A	--	--	--	H	60	
		KIT 	316 342 900 113			90	19.0	6.8	75	1150		included in the KIT 316 338 300 113			S	A	--	--	D1	L1	H	60
Dacia Logan Pick-up	03/09-		316 259 600 001			60	22.6	7.7	75	1300		300 052 300 107			--	FRE	--	E1	--	--	V	
			316 307 600 001			60	23.0	7.7	75	1300		300 052 300 113			--	FRE	--	E1	D1	--	V	
Dacia Logan Symbol Saloon L52	01/13-		316 343 600 001			90	14.0	6.5	75	1100		316 340 300 113			S	A	--	--	D1	L1	H	60
			316 344 600 001			90	16.0	6.5	75	1100												
		KIT 	316 343 900 113			90	15.0	6.5	75	1100		included in the KIT 316 340 300 113			S	A	--	--	D1	L1	H	60
		KIT 	316 344 900 113			90	17.0	6.5	75	1100		included in the KIT 316 340 300 113			S	A	--	--	D1	L1	H	60
Dacia Logan Van Express exc. vehicles with gas drive	03/09-		316 259 600 001			60	22.6	7.7	75	1300												
			316 307 600 001			60	23.0	7.7	75	1300												
Dacia Sandero inc. Stepway, exc. GPL	06/08-01/13		316 286 600 001			60	15.5	7.3	75	1355												



























Dacia

Dacia Sandero B52	01/13-		316 343 600 001		90	14.0	6.5	75	1100	316 340 300 113	-12/16	S	A	--	--	D1	L1	H	60	
			316 434 300 107									01/17-	S	A	--	E2	--	--	V	120
			316 344 600 001			90	16.0	6.5	75	1100	316 434 300 113		01/17-	S	A	--	E2	D1	L1	V
Dacia Sandero B52	01/13-12/16	KIT		316 343 900 113		90	15.0	6.5	75	1100	included in the KIT 316 340 300 113	-12/16	S	A	--	--	D1	L1	H	60
				316 344 900 113		90	17.0	6.5	75	1100	included in the KIT 316 340 300 113	-12/16	S	A	--	--	D1	L1	H	60
Dacia Sandero Stepway exc. vehicles with GPL/gas drive	01/13-		316 343 600 001		90	14.0	6.5	75	1100	316 340 300 113	-12/16	S	A	--	--	D1	L1	H	60	
			316 434 300 107								01/17-	S	A	--	E2	--	--	V	120	
			316 344 600 001			90	16.0	6.5	75	1100	316 434 300 113		01/17-	S	A	--	E2	D1	L1	V
Dacia Sandero Stepway exc. vehicles with GPL/gas drive	01/13-12/16	KIT		316 343 900 113		90	15.0	6.5	75	1100	included in the KIT 316 340 300 113	-12/16	S	A	--	--	D1	L1	H	60
				316 344 900 113		90	17.0	6.5	75	1100	included in the KIT 316 340 300 113	-12/16	S	A	--	--	D1	L1	H	60




















Daihatsu Charade	05/11-		335 350 600 001			60	17.0	6.8	75	1200				S	FRE	--	--	D1	L1	V	120
														S	FRE	--	E1	--	--	V	120
														S	FRE	--	E1	D1	L1	V	120







Dodge








Dodge Avenger	01/07-		342 128 600 001	→ 	150	23.0	8.8	85	1500	300 210 300 107	300 210 300 113				--	A	--	E1	--	--	V	90
Dodge Journey, JC 49	01/08-	 	342 198 600 001		90	13.3	9.6	80	1600	300 078 300 113					--	FRE	--	--	D1	L1	V	
					90	15.8	9.6	80	1600													
Dodge Magnum	01/07-	 	342 152 600 001	→ 	60	21.0	11.0	80	2000	300 210 300 107	300 210 300 113				--	A	--	E1	--	--	V	90
					60	21.0	11.0	80	2000													--
Dodge Nitro fits SXT with 20" spare wheel but not SRT	03/08-12/12		342 131 600 001		90	30.0	15.3	140	3500	300 210 300 107	300 210 300 113				--	A	--	E1	--	--	V	90
																						--

Fiat 500 inc. Convertible exc. Abarth - 135 HP exc. 500S	07/07-			306 311 600 001		90	14.0	5.1	60	800		306 311 300 113	07/15-	S	FRE	--	E	D1	--	V	105
Fiat 500 inc. Convertible exc. Abarth - 135 HP exc. 500S	07/15-	KIT		306 311 900 113		120	16.0	5.1	60	800		included in the KIT 306 311 300 113	07/15-	S	FRE	--	E	D1	--	V	105
Fiat 500 L inc. Trekking and Living exc. Cross	10/12-06/17			306 401 600 001		60	18.0	7.5	90	1200		306 397 300 113		S	FRE	--	E	D1	L1	V	120
				306 400 600 001		60	21.0	7.5	90	1200				S	FRE	--	E	D1	L1	V	120
		KIT		306 401 900 113		60	20.0	7.5	90	1200		included in the KIT 306 397 300 113		S	FRE	--	E	D1	L1	V	120
		KIT		306 400 900 113		60	23.0	7.5	90	1200		included in the KIT 306 397 300 113		S	FRE	--	E	D1	L1	V	120
Fiat 500 X inc. Cross exc. AdBlue	02/15-			342 196 600 001		90	20.0	8.7	100	1500		306 441 300 113	-09/18	S	FRE	--	E	D	L1	V	120
Fiat 500 X inc. Cross exc. AdBlue	02/15-			342 197 600 001		90	21.0	8.7	100	1500		306 441 300 113	-09/18	S	FRE	--	E	D	L1	V	120
Fiat 500 X inc. Cross	02/15-09/18	KIT		306 196 900 113		90	22.0	8.7	100	1500		included in the KIT 306 441 300 113	-09/18	S	FRE	--	E	D	L1	V	120
		KIT		306 197 900 113		90	23.0	8.7	100	1500		included in the KIT 306 441 300 113	-09/18	S	FRE	--	E	D	L1	V	120
Fiat Bravo	04/07-12/14			306 366 600 001		60	18.0	7.9	60	1350											
				306 286 600 001		60	21.0	7.9	90	1350											
Fiat Doblo inc. Doblo Cargo	11/00-02/10			306 278 600 001		120	20.0	8.4	90	1300		300 078 300 113	-09/05	--	FRE	--	--	D1	L1	V	

















Fiat



















Fiat Doblo + Doblo Cargo exc. vehicles with gas drive (CNG)	02/10-		306 488 600 001		45	22.7	9.2	100	1500	306 605 300 107	S	FRE	--	E	--	--	V	90
			306 370 600 001		60	25.0	9.2	100	1500	306 605 300 113	S	FRE	--	E	D1	L1	V	90
			306 369 600 001		60	25.0	9.2	100	1500									
	KIT		306 368 900 113		45	25.0	9.2	100	1500	included in the KIT 306 605 300 113	S	FRE	--	E	D1	L1	V	90
	KIT		306 369 900 113		60	27.0	9.2	100	1500	included in the KIT 306 605 300 113	S	FRE	--	E	D1	L1	V	90
Fiat Doblo + Doblo Cargo for vehicles with gas drive (CNG)	02/10-		306 382 600 001		60	25.0	7.0	75	1000	306 605 300 107	S	FRE	--	E	--	--	V	90
			306 381 600 001		60	25.0	7.0	75	1000	306 605 300 113	S	FRE	--	E	D1	L1	V	90
		KIT		306 382 900 113		60	27.0	7.0	75	1000	included in the KIT 306 605 300 113	S	FRE	--	E	D1	L1	V
	KIT		306 381 900 113		60	27.0	7.0	75	1000	included in the KIT 306 605 300 113	S	FRE	--	E	D1	L1	V	90
	Fiat Doblo Cargo WorkUp Pick up	08/11-		306 393 600 001		90	31.0	9.3	100	1500	306 392 300 113	S	FRE	--	E1	D1	--	V

Fiat Ducato Van inc. 4 WD exc. vehicles with gas bottle instead of the spare wheel 4 WD: bolt kit (order no. 906216650002) must be ordered separately. inc. vehicles until 10/95: body reinforcement kit: 306142650002 must be ordered separately. Towball for vehicles with standard chassis: 329089600001. Towball for vehicles with 16" wheels and reinforced springs: 329062600001. When mounting swap system to vehicles with standard chassis we recommend towball: 329059600001	04/94-06/06		306 216 600 001		60	32.7	13.3	150	2500		306 216 300 113	03/02-	S	FRE	--	E	D1	L1	V	75
Fiat Ducato Van inc. towball	02/95-06/06		306 329 600 001		60	29.0	12.5	130	2000		306 216 300 113	03/02-	S	FRE	--	E	D1	L1	V	75
Fiat Ducato Van inc. towball For vehicles with long superstructure L4/XL please order separately a set distance tubes to strengthen the framework, no. 906270650003. Some vehicles 03/08- do not have chassis holes. In this case it is necessary to drill them su	06/06-		306 357 600 001		60	21.0	15.8	150	3000		306 271 300 107	02/11- from chassis no. 1948841	S	FRE	--	E	--	--	V	105
											306 271 300 113	02/11- from chassis no. 1948841	S	FRE	--	E	D1	L1	V	105
											306 510 300 107	-02/11 chassis no. 1948840	S	FRE	--	E	--	--	V	105
											306 510 300 113	-02/11 chassis no. 1948840	S	FRE	--	E	D1	L1	V	105
Fiat Ducato Van For vehicles with long superstructure L4/XL please order separately a set distance tubes to strengthen the framework, no. 906270650003. Some vehicles 03/08- do not have chassis holes. In this case it is necessary to drill them subsequently. For this the m	06/06-		306 271 600 001		60	32.0	16.9	150	3000		306 271 300 107	02/11- from chassis no. 1948841	S	FRE	--	E	--	--	V	105
											306 271 300 113	02/11- from chassis no. 1948841	S	FRE	--	E	D1	L1	V	105
											306 510 300 107	-02/11 chassis no. 1948840	S	FRE	--	E	--	--	V	105
											306 510 300 113	-02/11 chassis no. 1948840	S	FRE	--	E	D1	L1	V	105

























Fiat Ducato Van inc. towball 329059600001 For vehicles with long superstructure L4/XL please order separately a set distance tubes to strengthen the framework, no. 906270650003. Some vehicles 03/08- do not have chassis bores. In this case it is necessary to bore them subsequent. For the mounting time will last 120 min. longer.	02/11-	KIT		306 357 900 113		60	34.0	16.9	150	3000		included in the KIT 306 271 300 113	02/11- from chassis no. 1948841	S	FRE	--	E	D1	L1	V	105
Fiat Ducato Chassis Cab inc. 4 WD exc. vehicles with gas bottle instead of the spare wheel 4 WD: bolt kit (order no. 906216650002) must be ordered separately. Towball for vehicles with standard chassis: 329089600001 (not included). Towball for vehicles with 16" wheels and reinforced springs: 329062600001 (not included). When mounting swap system to vehicles with standard chassis we recommend towball 329059600001 (not included).	04/94-06/06			306 216 600 001		60	32.7	13.3	150	2500		300 052 300 107 300 052 300 113 300 060 300 113	03/02- 03/02- 03/02-	--	FRE	--	E1	--	--	V	
Fiat Ducato Chassis Cab inc. towball	02/95-06/06			306 329 600 001		60	29.0	12.5	130	2000		300 052 300 107 300 052 300 113 300 060 300 113	03/02- 03/02- 03/02-	--	FRE	--	E1	--	--	V	
Fiat Ducato Chassis Cab inc. towball 329059600001. For vehicles with long superstructure L4/XL please order separately a set distance tubes to strengthen the framework, no. 906270650003.	06/06-			306 318 600 001		60	30.5	15.9	150	3000											
Fiat Ducato Chassis Cab inc. towball 329059600001. For vehicles with long superstructure L4/XL please order separately a set distance tubes to strengthen the framework, no. 906270650003.	06/06-			306 357 600 001		60	21.0	15.8	150	3000											




























Fiat

Fiat Ducato Chassis Cab combined universal HGV towbar for towballs and coupling bolt inc. towball 329059600001. For vehicles with long superstructure L4/XL please order separately a set distance tubes to strengthen the framework, order no. 906270650003. Please order separately c	06/06-			306 359 600 001 →		90	40.0	12.5	150	2000												
Fiat Ducato Chassis Cab combi towbar for towball and open end towbars inc. towball, please order open end towbar 329090600001 separately For vehicles with long superstructure L4/XL please order separately a set distance tubes to strengthen the framework, no. 906270650003. Some vehicles 03/08- do not have chassis bores. In this case it is necessary to bore them subsequent. For the mounting time will last 120 min. longer. After mounting the towbar, the license plate must be laid.	06/06-			306 517 600 001		90	50.0	12.5	150	2000												
Fiat Fiorino Van / Qubo exc. vehicles with gas drive	02/08-			306 349 600 001		150	16.5	7.5	75	1300		306 580 300 107				S	FRE	--	E	--	--	V 120
				306 351 600 001		150	17.0	7.5	75	1300		306 580 300 113				S	FRE	--	E	D1	L1	V 120
				306 350 600 001		150	17.0	7.5	75	1300												
		KIT		306 349 900 113		150	18.5	7.5	75	1300		included in the KIT 306 580 300 113				S	FRE	--	E	D1	L1	V 120
		KIT		306 350 900 113		150	19.0	7.5	75	1300		included in the KIT 306 580 300 113				S	FRE	--	E	D1	L1	V 120
Fiat Freemont exc. Freemont Cross	09/11-			342 198 600 001		90	13.3	9.6	80	1600												
				342 199 600 001		90	15.8	9.6	80	1600		300 078 300 113				--	FRE	--	--	D1	L1	V























Fiat Fullback Double Cab	06/16-			340 124 600 001			60	31.5	14.7	125	3100		340 136 300 107			S	C2	--	--	--	--	V	90
														340 136 300 113			S	C2	--	--	D	L1	V
		KIT		340 124 900 113			60	35.5	14.7	125	3100		included in the KIT 340 136 300 113			S	C2	--	--	D	L1	V	90
Fiat Grande Punto	10/05-10/09			306 375 600 001			90	19.0	6.7	75	1100		306 252 300 113			S	FRE	--	E	D1	L1	V	105
				306 374 600 001			90	19.0	6.7	75	1100												
Fiat Panda type 169 front wheel drive inc. Panda Sporting inc. Panda Classic 2012- Vehicles with gas drive are not permitted to tow by the vehicle manufacturer.	09/03-01/12			306 248 600 001			180	17.0	6.9	75	1300		306 249 300 113			S	FRE	--	E	D1	--	V	90
Fiat Panda type 169 front wheel drive inc. Panda Sporting inc. Panda Classic 2012- Vehicles with gas drive are not permitted to tow by the vehicle manufacturer.	09/03-12	KIT		306 248 900 113			180	19.0	6.9	75	1300		included in the KIT 306 249 300 113			S	FRE	--	E	D1	--	V	90
Fiat Panda front wheel drive exc. vehicles with gas drive (LPG/CNG)	02/12-			306 385 600 001			60	19.0	6.1	70	1000		306 394 300 107			S	FRE	--	E	--	--	V	105
													306 394 300 113			S	FRE	--	E	D1	--	V	105
Fiat Panda front wheel drive exc. vehicles with gas drive (LPG/CNG)	02/12-			306 394 600 001			60	19.5	6.1	70	1000		306 394 300 107			S	FRE	--	E	--	--	V	105
			KIT		306 385 900 113			60	21.0	6.1	70	1000		included in the KIT 306 394 300 113			S	FRE	--	E	D1	--	V
Fiat Panda 4x4 Vehicles with gas drive are not permitted to tow by the vehicle manufacturer.	09/04-12			306 255 600 001	→ 		90	13.1	6.9	75	1300		306 249 300 113			S	FRE	--	E	D1	--	V	90
				306 254 600 001	→ 		90	15.0	6.9	75	1300												





















Fiat

Fiat Panda 4x4 inc. Trekking exc. vehicles with gas drive (LPG/ CNG)	10/12-			306 388 600 001		60	18.0	5.8	60	900	306 394 300 107	S	FRE	--	E	--	--	V	105
				306 389 600 001		60	19.5	5.8	60	900	306 394 300 113	S	FRE	--	E	D1	--	V	105
		KIT		306 388 900 113		60	21.0	5.8	60	900	included in the KIT 306 394 300 113	S	FRE	--	E	D1	--	V	105
		KIT		306 389 900 113		60	22.0	5.8	60	900	included in the KIT 306 394 300 113	S	FRE	--	E	D1	--	V	105
Fiat Panda Cross Vehicles with gas drive are not permitted to tow by the vehicle manufacturer.	01/06-12			306 255 600 001	→ 	90	13.1	6.9	75	1300									
				306 254 600 001	→ 	90	15.0	6.9	75	1300									
Fiat Panda Cross Vehicles with gas drive are not permitted to tow by manufacturer.	10/14-			306 388 600 001		60	18.0	5.8	60	900	306 394 300 107	S	FRE	--	E	--	--	V	105
				306 389 600 001		60	19.5	5.8	60	900	306 394 300 113	S	FRE	--	E	D1	--	V	105
		KIT		306 388 900 113		60	21.0	5.8	60	900	included in the KIT 306 394 300 113	S	FRE	--	E	D1	--	V	105
		KIT		306 389 900 113		60	22.0	5.8	60	900	included in the KIT 306 394 300 113	S	FRE	--	E	D1	--	V	105
Fiat Punto EVO	10/09-			306 375 600 001		90	19.0	6.7	75	1100	306 375 300 107	S	CAN	--	E	--	--	V	105
				306 374 600 001		90	19.0	6.7	75	1100	306 375 300 113	S	CAN	--	E	D	--	V	105





























Fiat Qubo / Qubo Trekking exc. vehicles with gas drive	02/08-		306 349 600 001		150	16.5	7.5	75	1300	306 580 300 107	S	FRE	--	E	--	--	V	120	
			306 351 600 001		150	17.0	7.5	75	1300	306 580 300 113	S	FRE	--	E	D1	L1	V	120	
			306 350 600 001		150	17.0	7.5	75	1300										
	KIT		306 349 900 113		150	18.5	7.5	75	1300	included in the KIT 306 580 300 113	S	FRE	--	E	D1	L1	V	120	
	KIT		306 350 900 113		150	19.0	7.5	75	1300	included in the KIT 306 580 300 113	S	FRE	--	E	D1	L1	V	120	
Fiat Scudo	01/07-06/16		306 331 600 001		75	22.5	12.2	122	2200	304 400 300 107	S	CAN	C1	E	--	--	H	105	
			306 333 600 001		75	22.5	12.2	122	2200	304 400 300 113	S	CAN	C1	E	D	L1	H	105	
		KIT		306 331 900 113		75	22.5	12.2	122	2200	included in the KIT 304 400 300 113	S	CAN	C1	E	D	L1	H	105
		KIT		306 333 900 113		75	24.5	12.2	122	2200	included in the KIT 304 400 300 113	S	CAN	C1	E	D	L1	H	105
Fiat Sedici	04/06-12/14		306 276 600 001		120	24.0	7.1	70	1200	300 072 300 107	--	FRE	--	--	--	--	V		
			306 277 600 001		120	25.0	7.1	70	1200	306 520 300 113	S	FRE	--	E	D1	L1	H	45	
		KIT		306 276 900 113		120	26.0	7.1	70	1200	included in the KIT 306 520 300 113	S	FRE	--	E	D1	L1	H	45
		KIT		306 277 900 113		120	27.0	7.1	70	1200	included in the KIT 306 520 300 113	S	FRE	--	E	D1	L1	H	45
Fiat Strada inc. vehicles from 2012-	06/99-		306 319 600 001		>150	13.0	7.3	75	1300	306 204 300 113	→	S	FRE	--	--	D1	L1	V	120

















Fiat

Fiat Talento	07/16-			316 408 600 001			60	25.0	12.1	80	2000		316 312 300 107			S	FRE	--	E2	--	--	H	90
				316 312 600 001			60	25.0	12.1	80	2000		316 312 300 113			S	FRE	--	E2	D1	L1	H	90
		KIT		316 311 900 113			60	26.3	12.1	80	2000		included in the KIT 316 312 300 113			S	FRE	--	E2	D1	L1	H	90
Fiat Tipo sw	09/16-			306 407 600 001			90	21.0	7.5	60	1500		306 469 300 113			S	FRE	--	E	D1	L1	V	120
		KIT		306 407 900 113			90	22.3	7.5	60	1500		included in the KIT 306 469 300 113			S	FRE	--	E	D1	L1	V	120
Fiat Tipo Hatchback	09/16-			306 405 600 001			90	22.0	8.7	60	1500		306 469 300 113			S	FRE	--	E	D1	L1	V	120
		KIT		306 405 900 113			90	23.3	8.7	60	1500		included in the KIT 306 469 300 113			S	FRE	--	E	D1	L1	V	120
Fiat Tipo Sedan	05/16-			306 476 600 001			90	25.9	7.4	60	1200		306 467 300 113			S	FRE	--	E	D1	L1	V	105
		KIT		306 476 900 113			90	31.0	7.4	60	1200		included in the KIT 306 467 300 113			S	FRE	--	E	D1	L1	V	105
Fiat Ulysse	09/02-07/11			315 098 600 001			75	19.8	10.8	100	1900		300 210 300 113	-09/05		--	A	--	E1	D1	L1	V	90
				315 097 600 001			75	22.0	10.8	100	1900		304 400 300 107	10/05-		S	CAN	C1	E	--	--	H	105
													304 400 300 113	10/05-		S	CAN	C1	E	D	L1	H	105
													315 097 300 107	→ -09/05		S	FRE	--	E	--	--	H	45
Fiat Ulysse	10/05-07/11	KIT		315 098 900 113			75	21.8	10.8	100	1900		included in the KIT 304 400 300 113	10/05-		S	CAN	C1	E	D	L1	H	105
		KIT		315 097 900 113			75	24.0	10.8	100	1900		included in the KIT 304 400 300 113	10/05-		S	CAN	C1	E	D	L1	H	105


















Ford B-Max	09/12-			307 397 600 001		70	18.5	6.8	65	900		307 397 300 107			S	A	--	E	--	--	V	60
				307 333 600 001		70	19.5	6.8	65	900		307 397 300 113			S	A	--	E	D1	L1	V	60
	KIT		307 397 900 113		70	20.5	6.8	65	900		included in the KIT 307 397 300 113			S	A	--	E	D1	L1	V	60	
	KIT		307 333 900 113		70	21.5	6.8	65	900		included in the KIT 307 397 300 113			S	A	--	E	D1	L1	V	60	
Ford C-Max	09/10-			307 508 600 001		60	19.2	10.0	90	1800		307 402 300 107 307 402 300 113			S	CAN	C	E	--	--		45
				307 507 600 001		60	25.0	10.0	90	1800		307 539 300 107 307 539 300 113	06/15- for vehicles with preparation		S	FRE	C	E2	--	--	H	90
				307 508 900 113		60	23.0	10.0	90	1800		included in the KIT 307 402 300 113			S	CAN	C	E	D	L1		45
				307 441 900 113		60	23.0	10.0	90	1800		included in the KIT 307 402 300 113			S	CAN	C	E	D	L1		45
	KIT		307 508 900 113		60	23.0	10.0	90	1800		included in the KIT 307 539 300 113	06/15- for vehicles with preparation		S	FRE	C	E2	D	L1	H	90	
Ford C-Max	06/15-	KIT		307 507 900 113		60	29.0	10.0	90	1800		included in the KIT 307 539 300 113	06/15- for vehicles with preparation		S	FRE	C	E2	D	L1	H	90
		KIT		307 508 900 113		60	23.0	10.0	90	1800		included in the KIT 307 539 300 113	06/15- for vehicles with preparation		S	FRE	C	E2	D	L1	H	90
Ford Edge	07/16-			307 495 600 001		90	28.5	11.6	90	2200		307 495 300 113			S	CAN	C	E	D	L1	H	45
		KIT		307 494 900 113		90	29.5	11.6	90	2200		included in the KIT 307 495 300 113			S	CAN	C	E	D	L1	H	45
		KIT		307 495 900 113		90	30.9	11.6	90	2200		included in the KIT 307 495 300 113			S	CAN	C	E	D	L1	H	45


















Ford

Ford Fiesta exc. ST / 150 HP Please check if there is a towing capacity in the car documents.	04/02-10/08			307 283 600 001		75	13.7	6.3	75	1050	300 072 300 107	-10/05	--	FRE	--	--	--	--	V					
						300 072 300 113	-10/05	--	FRE	--		--	D1	L1	V									
Ford Fiesta exc. Titanium, Sport, Zetec S inc. Fiesta Van 2011-	10/08-			307 363 600 001		90	14.0	6.5	50	1100	307 121 300 107	-01/13	S	FRE	--	E	--	--	H	45				
						307 121 300 113	-01/13	S	FRE	--		E	D1	L1	H	45								
						307 330 600 001			90	17.0		6.5	50	1100	307 123 300 113	02/13-06/17	S	FRE	--	--	D1	L1	H	60
Ford Fiesta exc. Titanium, Sport, Zetec S inc. Fiesta Van 2011-	10/08-01/13	KIT		307 363 900 113		90	16.0	6.5	50	1100	included in the KIT 307 121 300 113	-01/13	S	FRE	--	E	D1	L1	H	45				
						307 330 900 113			90	19.0	6.5	50	1100	included in the KIT 307 121 300 113	-01/13	S	FRE	--	E	D1	L1	H	45	
Ford Fiesta exc. Titanium, Sport, Zetec S inc. Fiesta Van 2011-	02/13-06/17	KIT		307 365 900 113		90	14.0	6.5	50	1100	included in the KIT 307 123 300 113	02/13-06/17	S	FRE	--	--	D1	L1	H	60				
						307 341 900 113			90	19.0	6.5	50	1100	included in the KIT 307 123 300 113	02/13-06/17	S	FRE	--	--	D1	L1	H	60	
Ford Fiesta Van exc. ST / 150 HP	07-			307 283 600 001		75	13.7	6.3	75	1050														
Ford Focus C-Max Van	10/03-11/10			307 264 600 001		120	21.0	8.7	75	1590	307 264 300 107			S	FRE	--	E	--	--	H	45			
						343 038 600 001			90	21.5	8.7	75	1590	307 264 300 113			S	FRE	--	E	D1	--	H	45
						KIT			120	23.0	8.7	75	1590	included in the KIT 307 264 300 113			S	FRE	--	E	D1	--	H	45
						KIT			90	22.5	8.7	75	1590	included in the KIT 307 264 300 113			S	FRE	--	E	D1	--	H	45
Ford Focus Coupé-Convertible exc. MPS (260 HP) fits CC-3 and CC3D turbo models	04/07-			343 038 600 001		90	21.5	8.7	75	1590	300 072 300 107			--	FRE	--	--	--	V					
						300 072 300 113			--	FRE	--	--	D1	L1	V									


















Ford Focus Hatchback 3/5 doors inc. ST170 exc. special model Edition	10/98-10/04		307 234 600 001		90	14.4	7.3	85	1320	300 072 300 107	for vehicles without central plug connection	--	FRE	--	--	--	--	V		
										300 072 300 113	for vehicles without central plug connection	--	FRE	--	--	D1	L1	V		
										307 234 300 107	for vehicles with central plug connection	S	FRE	--	E	--	--	V	60	
										307 234 300 113	for vehicles with central plug connection	S	FRE	--	E	D1	--	V	60	
										307 235 300 155	additional kit for 307234300107/113 08/03-	S	--	--	--	--	--	H	15	
Ford Focus Hatchback exc. ST / 225 HP, exc. RS / 300 HP inc. vehicles 01/08-	10/04-03/11		307 264 600 001		120	21.0	8.7	75	1590	307 232 300 107	01/08-	S	FRE	--	E	--	--	H	45	
											343 038 600 001		90	21.5	8.7	75	1590	307 232 300 113	01/08-	S
Ford Focus Hatchback exc. ST / 225 HP, exc. RS / 300 HP	01/08-03/11	KIT		307 264 900 113		120	23.0	8.7	75	1590	included in the KIT 307 232 300 113	01/08-	S	FRE	--	E	D1	L1	H	45
											KIT		307 436 900 113		23.5	8.7	75	1590	included in the KIT 307 232 300 113	01/08-
Ford Focus Hatchback 06/12-: With vehicles with 1,0 GTDi motor it could be possible that an additional water pump is necessary. Please find details in TSB 35/2012. exc. EcoBoost S / Individual Styling Package inc. facelift 11/2014-	03/11-08/18			307 459 600 001		60	21.0	10.0	90	1500	307 402 300 107		S	CAN	C	E	--	--		45
												307 461 600 001		60	21.0	9.5	90	1500	307 402 300 113	
		KIT		307 459 900 113		60	23.0	10.0	75	1500	included in the KIT 307 402 300 113		S	CAN	C	E	D	L1		45
		KIT		307 461 900 113		60	23.0	10.0	75	1500	included in the KIT 307 402 300 113		S	CAN	C	E	D	L1		45





























Ford

Ford Focus Saloon 06/12-: With vehicles with 1,0 GTDi motor it could be possible that an additional water pump is necessary. Please find details in TSB 35/2012. exc. EcoBoost S / Individual Styling Package inc. facelift 11/2014-	04/11-18		307 463 600 001		90	23.0	10.0	90	1500	307 402 300 107	-18	S	CAN	C	E	--	--	45	
										307 402 300 113	-18	S	CAN	C	E	D	L1	45	
Ford Focus Estate	01/99-03/05		307 238 600 001		90	20.4	7.4	90	1300	300 072 300 113	for vehicles without central plug connection	--	FRE	--	--	D1	L1	V	
										307 234 300 107	for vehicles with central plug connection	S	FRE	--	E	--	--	V	60
										307 234 300 113	for vehicles with central plug connection	S	FRE	--	E	D1	--	V	60
										307 235 300 155	additional kit for 307234300107/113 08/03-	S	--	--	--	--	--	H	15
Ford Focus Estate exc. ST / 225 HP	03/05-04/11		307 337 600 001		150	20.5	8.5	75	1500										
											307 338 600 001		150	26.0	8.5	75	1500		
Ford Focus Estate exc. ST / 225 HP Please order separately: foam carrier for antenna for vehicles with keyless entry, order no. 907456630001. 06/12-: With vehicles with 1,0 GTDi motor it could be possible that an additional water pump is necessary. Please find details in TSB 35/2012 exc. EcoBoost S / Individual Styling Package inc. facelift 11/2014-	04/11-08/18		307 456 600 001		90	23.0	10.0	90	1500	307 402 300 107		S	CAN	C	E	--	--	45	
											307 458 600 001		90	24.0	10.0	90	1500	307 402 300 113	
		KIT		307 456 900 113		90	25.0	10.0	75	1500	included in the KIT 307 402 300 113		S	CAN	C	E	D	L1	45
		KIT		307 458 900 113		90	26.0	10.0	75	1500	included in the KIT 307 402 300 113		S	CAN	C	E	D	L1	45
Ford Fusion exc. vehicles with park distance control exc. Calero	04/02-		307 289 600 001		75	15.8	6.3	75	1050	300 072 300 107		--	FRE	--	--	--	--	V	
										300 072 300 113		--	FRE	--	--	D1	L1	V	












Ford Galaxy thermal-insulation plate inc. inc. 4WD bumper bracket is not necessary	05/00-06		321 665 600 001			90	24.0	12.5	100	2500		321 458 300 107			S	FRE	--	E	--	--	H	60	
			321 775 600 001			90	26.0	12.5	100	2500		321 458 300 113			S	FRE	--	E	D1	L1	H	60	
		KIT		321 775 900 113			90	28.0	12.5	100	2500		included in the KIT 321 458 300 113			S	FRE	--	E	D1	L1	H	60
Ford Galaxy 7 seater without height control	05/06-09/15		307 306 600 001			90	17.0	12.1	90	2000		307 400 300 107			S		C	E	--	--		45	
			307 355 600 001			90	19.5	12.1	90	2000		307 400 300 113			S		C	E	D	L1		45	
		KIT		307 306 900 113			90	19.0	11.1	90	2000		included in the KIT 307 400 300 113			S		C	E	D	L1		45
		KIT		307 355 900 113			90	21.5	11.1	90	2000		included in the KIT 307 400 300 113			S		C	E	D	L1		45
Ford Galaxy 7 seater with height control	05/06-09/15		307 356 600 001			90	19.5	11.1	90	2000		307 400 300 107			S		C	E	--	--		45	
												307 400 300 113			S		C	E	D	L1		45	
Ford Galaxy 7 seater without height control Please order separately cover for bumper cutout at Ford dealer's. exc. vehicles with tailgate that opens by sensor (foot sensor)	09/15-		307 497 600 001			90	20.0	12.1	90	2000													
Ford Galaxy 7 seater with height control Please order separately cover for bumper cutout at Ford dealer' s. exc. vehicles with tailgate that opens by sensor (foot sensor)	09/15-		307 498 600 001			90	20.0	12.1	90	2000													
Ford Galaxy 7 seater without height control exc. vehicles with tailgate that opens by sensor (foot sensor)	09/15-		307 496 600 001			90	20.0	12.1	90	2000													

Ford

Ford Grand C-Max inc. Titanium	09/10-			307 508 600 001			60	19.2	10.0	90	1800		307 402 300 107	06/15- for vehicles with preparation	S	CAN	C	E	--	--		45
				307 507 600 001			60	25.0	10.0	90	1800		307 539 300 107		S	FRE	C	E2	--	--	H	90
		KIT		307 402 900 113			60	21.0	10.0	90	1800	included in the KIT 307 402 300 113	S		CAN	C	E	D	L1		45	
		KIT		307 441 900 113			60	23.0	10.0	90	1800	included in the KIT 307 402 300 113	S		CAN	C	E	D	L1		45	
Ford Grand C-Max inc. Titanium	06/15-	KIT		307 508 900 113			60	23.0	10.0	90	1800	included in the KIT 307 539 300 113	06/15- for vehicles with preparation	S	FRE	C	E2	D	L1	H	90	
		KIT		307 507 900 113			60	29.0	10.0	90	1800	included in the KIT 307 539 300 113	06/15- for vehicles with preparation	S	FRE	C	E2	D	L1	H	90	
Ford Kuga	05/08-04/13			307 564 600 001			120	26.0	10.6	105	2100		307 280 300 113		S	FRE	--	E	D1	L1	H	90
				307 565 600 001			120	26.0	10.6	105	2100											
		KIT		307 564 900 113			120	28.0	10.6	100	2100	included in the KIT 307 280 300 113	S		FRE	--	E	D1	L1	H	90	
		KIT		307 565 900 113			120	27.0	10.6	105	2100	included in the KIT 307 280 300 113	S		FRE	--	E	D1	L1	H	90	
Ford Kuga	04/13-			307 566 600 001			120	23.0	11.0	100	2100											
				307 567 600 001			120	25.0	11.0	100	2100											
Ford Mondeo Saloon/ Hatchback exc. ST 220, exc. ST TDCi With models Ghia/Titanium/ Platinum 01/05- we recommend to exchange the spoiler for optical reasons into the standard spoiler.	11/00-06/07			307 241 600 001			60	18.3	11.0	120	2000		300 072 300 107	--	FRE	--	--	--	--	--	V	
																		--	FRE	--	--	D1



























Ford Mondeo Saloon/ Hatchback 4/5 doors exc. vehicles with height control, exc. for "Vignale"	01/15-		307 475 600 001		90	22.5	11.9	100	2500	307 478 300 107	S	A	C1	E2	--	--	H	90	
		KIT		307 475 900 113		90	24.5	11.9	100	2500	included in the KIT 307 478 300 113	S	A	C1	E2	D1	L1	H	90
Ford Mondeo Saloon/ Hatchback 4/5 doors inc. vehicles with height control, exc. for "Vignale"	01/15-		307 476 600 001		90	25.0	11.9	100	2500	307 478 300 107	S	A	C1	E2	--	--	H	90	
		KIT		307 476 900 113		90	27.0	11.9	100	2500	included in the KIT 307 478 300 113	S	A	C1	E2	D1	L1	H	90
Ford Mondeo Saloon/ Hatchback 4 doors models 10/10- = visible cutout exc. Titanium X Sport	06/07-14		307 331 600 001		90	17.5	11.6	90	2120	307 400 300 107	S		C	E	--	--		45	
			307 332 600 001		90	17.5	11.6	90	2120	307 400 300 113	S		C	E	D	L1		45	
Ford Mondeo Saloon/ Hatchback 5 doors	06/07-12/14		307 329 600 001		90	17.0	11.6	90	2120	307 400 300 107	S		C	E	--	--		45	
		KIT		307 329 900 113		90	19.0	11.6	90	2120	included in the KIT 307 400 300 113	S		C	E	D	L1		45
Ford Mondeo Estate inc. vehicles with height control exc. ST220	11/00-06/07		307 431 600 001		120	19.0	11.0	85	2000	307 244 300 113	S	FRE	--	E	D1	--	V	75	
Ford Mondeo Estate Ghia / Titanium / Platinum exc. ST220	05/05-06/07		307 430 600 001		120	19.0	11.0	80	2000	307 244 300 113	S	FRE	--	E	D1	--	V	75	
Ford Mondeo Estate exc. vehicles with height control	06/07-12/14		307 403 600 001		150	17.5	11.6	90	2120	307 400 300 107	S		C	E	--	--		45	
			307 455 600 001		150	19.5	11.6	90	2120	307 400 300 113	S		C	E	D	L1		45	
		KIT		307 403 900 113		150	19.5	11.6	90	2120	included in the KIT 307 400 300 113	S		C	E	D	L1		45
		KIT		307 455 900 113		150	21.5	11.6	90	2120	included in the KIT 307 400 300 113	S		C	E	D	L1		45

Ford



























Ford Tourneo Custom Van	11/12-			307 382 600 001			30	17.2	14.9	120	2800		307 386 300 107			S	CAN	C	E	--	--	V	90
				307 385 600 001			30	23.0	14.9	120	2800		307 386 300 113			S	CAN	C	E	D	L1	V	90
		KIT		307 382 900 113			30	19.0	14.9	120	2800		included in the KIT 307 386 300 113			S	CAN	C	E	D	L1	V	90
		KIT		307 385 900 113			30	25.0	14.9	120	2800		included in the KIT 307 386 300 113			S	CAN	C	E	D	L1	V	90
Ford Transit Connect inc. RS with double tube exhaust System exc. vehicles with LPG /gas drive	01/03-12/13			307 262 600 001			120	16.0	8.1	75	1250		307 360 300 107			S	FRE	--	E1	--	--	H	60
					307 262 600 001			120	16.0	8.1	75	1250		307 360 300 113			S	FRE	--	E1	D1	L1	H
		KIT		307 262 900 113			120	18.0	8.1	75	1250		included in the KIT 307 360 300 113			S	FRE	--	E1	D1	L1	H	60
Ford Transit Connect	02/14-			307 500 600 001			90	15.5	8.3	75	1250		307 500 300 107	for vehicles with preparation		S	CAN		E	--	--	H	60
				307 526 600 001			90	17.2	8.3	75	1250		307 500 300 113	for vehicles with preparation		S	CAN		E	D	L1	H	60
				307 501 600 001			90	15.5	8.3	75	1250						S	CAN		E	D	L1	H
		KIT		307 500 900 113			90	17.5	8.3	75	1250		included in the KIT 307 500 300 113	for vehicles with preparation		S	CAN		E	D	L1	H	60
		KIT		307 501 900 113			90	17.5	8.3	75	1250		included in the KIT 307 500 300 113	for vehicles with preparation		S	CAN		E	D	L1	H	60






Ford

Ford Transit Chassis Cab 4,6 t max. total weight Only available at Ford dealers.	10/07-																			
---	--------	--	--	--	--	--	--	--	--	--	--	--	--	--	--	--	--	--	--	--

























Honda Accord Saloon exc. Estate	02/03-06/08		338 074 600 001		90	21.0	8.3	75	1500	300 072 300 107	--	FRE	--	--	--	--	V
											300 072 300 113	--	FRE	--	--	D1	L1
Honda Accord Saloon (CU) exc. type S	01/08-12/15		338 065 600 001		90	20.0	9.5	75	1700	300 072 300 107	--	FRE	--	--	--	--	V
				338 066 600 001		90	21.0	9.5	75	1700	300 072 300 113	--	FRE	--	--	D1	L1
Honda Accord Tourer (CL)	04/03-08		338 086 600 001		120	21.0	8.8	75	1500	300 072 300 107	--	FRE	--	--	--	--	V
				338 087 600 001		120	21.0	8.8	75	1500	300 072 300 113	--	FRE	--	--	D1	L1
Honda Accord Tourer (CW)	01/08-12/15		338 065 600 001		90	20.0	9.5	75	1700	300 072 300 107	--	FRE	--	--	--	--	V
				338 066 600 001		90	21.0	9.5	75	1700	300 072 300 113	--	FRE	--	--	D1	L1
Honda CRV	01/07-11/12		338 053 600 001		60	20.0	10.4	100	2000	338 680 300 113	S	FRE	--	E2	D1	--	H 60
			KIT		338 053 900 113		60	22.0	10.4	100	2000	included in the KIT 338 680 300 113	S	FRE	--	E2	D1
Honda CRV	11/12-		338 107 600 001		90	19.0	10.7	100	2000	300 210 300 107	--	A	--	E1	--	--	V 90
				338 108 600 001		90	20.0	10.7	100	2000	300 210 300 113	--	A	--	E1	D1	L1
Honda Civic 3 / 5 doors exc. Civic "R"	01/06-		338 091 600 001		60	22.0	8.3	75	1500	300 072 300 107	--	FRE	--	--	--	--	V
											300 072 300 113	--	FRE	--	--	D1	L1
Honda Civic 5 doors	01/12-08/16		338 103 600 001			22.0	8.3	75	1500	300 210 300 107	--	A	--	E1	--	--	V 90
				338 104 600 001			23.0	8.3	75	1500	300 210 300 113	--	A	--	E1	D1	L1

Honda






























Honda Civic 5 doors exc. type R	09/16-			338 127 600 001		60	19.5	8.5	103	1550		338 145 300 107			S	A	--	--	--	V	90	
				338 128 600 001		60	20.0	8.5	103	1550		338 145 300 113			S	A	--	E2	D1	--	V	90
		KIT		338 127 900 113		75	25.1	11.6		1550		included in the KIT 338 145 300 113			S	A	--	E2	D1	--	V	90
				338 128 900 113		75	26.3	8.5	103	1550		included in the KIT 338 145 300 113			S	A	--	E2	D1	--	V	90
Honda Civic Tourer	02/14-			338 119 600 001		90	24.0	8.2	75	1400		300 210 300 107			--	A	--	E1	--	--	V	90
				338 120 600 001		75	26.0	8.2	75	1400		300 210 300 113			--	A	--	E1	D1	L1	V	90
Honda Civic X	02/17-			338 127 600 001		60	19.5	8.5	103	1550												
				338 128 600 001		60	20.0	8.5	103	1550												
Honda FRV	01/05-12/09			338 073 600 001		100	24.0	8.7	90	1500		300 073 300 113			--	FRE	--	--	D1	L1	V	90
Honda HRV	09/15-			338 109 600 001		120	21.2	8.1	60	1400												
				338 110 600 001		120	22.3	8.1	60	1400												
Honda Jazz	-11/08			338 060 600 001	→ 	60	17.5	5.9	70	1000		300 072 300 107			--	FRE	--	--	--	--	V	
				338 059 600 001	→ 	60	18.5	5.9	70	1000		300 072 300 113			--	FRE	--	--	D1	L1	V	





























Honda Jazz	11/08-09/15		338 115 600 001		90	19.0	6.6	80	1100		300 210 300 107			--	A	--	E1	--	--	V	90
			338 116 600 001		90	21.0	6.6	80	1100		300 210 300 113			--	A	--	E1	D1	L1	V	90
Honda Jazz	09/15-		338 126 600 001		60	22.0	6.2	95	1000		300 210 300 107			--	A	--	E1	--	--	V	90
											300 210 300 113			--	A	--	E1	D1	L1	V	90


Hyundai

Hyundai Grand Santa Fe	02/14-01/16	KIT		346 087 900 113		60	26.0	11.4	100	2000		included in the KIT 346 076 300 113	-01/16	S	A	--	--	D	L1	V	90
Hyundai Grand Santa Fe	02/14-01/18			346 087 600 001		60	25.0	11.4	100	2000		346 076 300 107	-01/16	S	A	--	--	--	--	V	90
												346 076 300 113	-01/16	S	A	--	--	D	L1	V	90
												346 142 300 107	02/16-	S	A	--	E2	--	--	V	90
												346 142 300 113	02/16-	S	A	--	E2	D	L1	V	90
Hyundai H1 / H300 / iLoad Van	08-17			346 056 600 001		60	28.0	13.5	100	2400											
				346 057 600 001	→ 	60	28.0	13.5	100	2400											
Hyundai i 10	01/08-10/13			346 047 600 001		90	19.0	5.2	32	800		300 210 300 107		--	A	--	E1	--	--	V	90
												300 210 300 113		--	A	--	E1	D1	L1	V	90
Hyundai i 10 is not permitted to tow by manufacturer.	11/13-																				
Hyundai i 20 3/5 doors	01/09-12/14			346 084 600 001		90	20.0	6.6	50	1200		300 210 300 107		--	A	--	E1	--	--	V	90
												300 210 300 113		--	A	--	E1	D1	L1	V	90
Hyundai i 20 5 doors exc. I 20 Coupé	01/15-05/18			346 105 600 001		60	20.0	6.8	50	1100		300 210 300 107		--	A	--	E1	--	--	V	90
				346 106 600 001		60	23.0	6.8	50	1100		300 210 300 113		--	A	--	E1	D1	L1	V	90
Hyundai i 20 Active	01/16-			346 105 600 001		60	20.0	6.8	50	1100		300 210 300 107		--	A	--	E1	--	--	V	90
				346 106 600 001		60	23.0	6.8	50	1100		300 210 300 113		--	A	--	E1	D1	L1	V	90
Hyundai i 30 Hatchback	09/07-02/12			345 028 600 001		90	17.5	8.6	75	1500		300 210 300 107		--	A	--	E1	--	--	V	90
												300 210 300 113		--	A	--	E1	D1	L1	V	90
Hyundai i 30 Hatchback inc. I30 Coupe 03/13- exc. GT, exc. turbo	03/12-01/17			345 086 600 001		60	20.0	8.3	75	1500		346 071 300 113		S	A	--	E1	D1	--	V	75




Hyundai

Hyundai IX 20	11/10-			346 063 600 001		90	20.0	7.6	75	1300		346 064 300 107			S	A	--	E1	--	--	V	75
				346 064 600 001		90	21.0	7.6	75	1300		346 064 300 113			S	A	--	E1	D1	--	V	75
		KIT		346 063 900 113		90	22.0	7.6	75	1300		included in the KIT 346 064 300 113			S	A	--	E1	D1	--	V	75
		KIT		346 064 900 113		90	23.0	7.6	75	1300		included in the KIT 346 064 300 113			S	A	--	E1	D1	--	V	75
Hyundai IX 35	03/10-09/15			346 048 600 001		90	23.0	11.1	96	2400		346 049 300 107			S	A	--	E2	--	--	V	90
				346 049 600 001		90	25.0	11.1	96	2400		346 049 300 113			S	A	--	E2	D1	L1	V	90
		KIT		346 048 900 113		90	25.0	11.1	96	2400		included in the KIT 346 049 300 113			S	A	--	E2	D1	L1	V	90
		KIT		346 049 900 113		90	27.0	11.1	96	2400		included in the KIT 346 049 300 113			S	A	--	E2	D1	L1	V	90
Hyundai Ioniq	03/16-			346 122 600 001		60	21.1	6.1		900												
Hyundai Kona exc. EV exc. AdBlue	06/17-			346 125 600 001		60	21.9	7.4		1250		346 146 300 107			S	A	--	E2	--	--	V	60
				346 125 900 113		60	22.9	7.4	80	1250		346 146 300 113			S	A	--	E2	D1	L1	V	60
		KIT		346 125 900 113		60	22.9	7.4	80	1250		included in the KIT 346 146 300 113			S	A	--	E2	D1	L1	V	60
		KIT		346 126 900 113		60	24.3	7.4	80	1250		included in the KIT 346 146 300 113			S	A	--	E2	D1	L1	V	60
Hyundai Matrix inc. facelift 08-	01-			346 050 600 001		90	19.0	8.1	60	1400		300 072 300 107			--	FRE	--	--	--	--	V	
												300 072 300 113			--	FRE	--	--	D1	L1	V	
Hyundai Santa Fe type SM exc. vehicles with 3. seat row	00-03/06			346 011 600 001		90	26.0	12.0	100	2300		300 061 300 107			--	C2	--	--	--	--	V	
												300 061 300 113			--	C2	--	--	--	--	V	

























Hyundai Santa Fe type CM inc. vehicles with height control	03/06-09/12			346 020 600 001		90	26.0	13.6	100	3000	346 811 300 113			S	FRE	--	--	D1	L1	H		
				346 021 600 001		90	29.0	13.6	100	3000												
Hyundai Santa Fe exc. Grand Santa Fe	09/12-11/15	KIT		346 075 900 113		90	25.0	12.5	100	2500	included in the KIT 346 076 300 113	-11/15	S	A	--	--	D	L1	V	90		
				346 076 900 113		90	27.0	12.5	100	2500	included in the KIT 346 076 300 113	-11/15	S	A	--	--	D	L1	V	90		
Hyundai Santa Fe exc. Grand Santa Fe	09/12-01/18			346 075 600 001		90	23.0	12.5	100	2500	346 076 300 107	-11/15	S	A	--	--	--	--	V	90		
				346 076 600 001		90	25.0	12.5	100	2500	346 076 300 113	-11/15	S	A	--	--	D	L1	V	90		
				346 076 600 001		90	25.0	12.5	100	2500	346 142 300 107	12/15-	S	A	--	E2	--	--	V	90		
				346 076 600 001		90	25.0	12.5	100	2500	346 142 300 113	12/15-	S	A	--	E2	D	L1	V	90		
Hyundai Terracan towball for swap system: 329059600001	10/01-			346 015 600 001		60	25.8	15.3	140	3500	300 072 300 107		--	FRE	--	--	--	--	V			
				346 015 600 001		60	25.8	15.3	140	3500	300 072 300 113		--	FRE	--	--	D1	L1	V			
Hyundai Tucson	09/04-03/10			346 018 600 001		90	20.6	10.9	90	2200	346 018 300 113			S	FRE	--	E1	D1	L1	H	45	
				346 019 600 001		90	23.5	10.9	90	2200												
Hyundai Tucson	07/15-08/18			346 103 600 001		60	25.0	11.3	100	2200	346 049 300 107	-08/18	S	A	--	E2	--	--	V	90		
				346 104 600 001		60	27.0	11.3	100	2200	346 049 300 113	-08/18	S	A	--	E2	D1	L1	V	90		
		KIT		346 103 900 113		60	29.0	11.3	100	2200	included in the KIT 346 049 300 113	-08/18	S	A	--	E2	D1	L1	V	90		
		KIT		346 104 900 113		60	30.0	11.3	100	2200	included in the KIT 346 049 300 113	-08/18	S	A	--	E2	D1	L1	V	90		



























Isuzu D-Max 4x4 exc. 4x2 exc. vehicles with double tube exhaust system	06/12-			342 195 600 001			90	29.0	16.1	140	3500												
--	--------	--	---	------------------------	--	--	----	------	------	-----	------	--	--	--	--	--	--	--	--	--	--	--	--

Iveco-Magirus








Iveco Daily van / minibus / flatbed 29 - 70 C inc. towball, hole pattern: 90x50 mm For models 65/70 C please order separately frame reinforcement from the Iveco dealer, Iveco no. 299 4054.	05/99-07/14			342 168 600 001			60	36.0	25.4	150	3500													
Iveco Daily van / minibus / flatbed 29 - 65 inc. towball, hole pattern: 90x50 mm for vehicles with step For models 65C please order parts to strengthen the framework, Iveco no. 299 4054 at Iveco dealers.	05/99-07/14			342 176 600 001			60	36.0	20.5	140	3500													
Iveco-Daily Van / Minibus 30 -35 S singel wheels Wheelbase 3000/3520 mm max. total weight. 3000/3500 kg heavy duty 10.8 cubic meter. Not for 3520/L4100 mm	07/14-			342 234 600 001			60	34.0	18.0	200	3500		342 239 300 113			S	FRE	--	--	D	L	H	45	






















Jeep

Jeep Cherokee	09/01-03/08		342 118 600 001		180	35.0	14.4	80	2720		300 065 300 005	for vehicles with earth switched rear fog lights please order separately	--	--	--	E1	--	--	H	15	
											300 210 300 107		--	A	--	E1	--	--	V	90	
											300 210 300 113		--	A	--	E1	D1	L1	V	90	
Jeep Cherokee	03/08-03/14		342 131 600 001		90	30.0	15.3	140	3500		300 210 300 107		--	A	--	E1	--	--	V	90	
											300 210 300 113		--	A	--	E1	D1	L1	V	90	
Jeep Cherokee Onroad / KL	04/14-09/18		342 208 600 001		60	32.0	12.4	150	2500		342 200 300 113	-09/18	S	A		E2	D	L1	V	150	
			342 207 600 001		60	33.0	12.4	150	2500												
Jeep Cherokee Offroad / Trailhawk / KL	04/14-09/18		342 209 600 001		60	32.0	12.4	150	2500		342 200 300 113	-09/18	S	A		E2	D	L1	V	150	
Jeep Commander	05/06-12/10		342 102 600 001		30	9.0	15.6	150	3500		342 103 300 113		S	A	--	E	D	L1	H	90	
			342 103 600 001		30	11.5	15.6	150	3500												
		KIT 	342 102 900 113		30	11.0	15.6	150	3500		included in the KIT 342 103 300 113		S	A	--	E	D	L1	H	90	
		KIT 	342 103 900 113		30	13.5	15.6	150	3500		included in the KIT 342 103 300 113		S	A	--	E	D	L1	H	90	
Jeep Compass	11/06-12/17		342 112 600 001		120	18.0	9.9	105	2000		300 210 300 107		--	A	--	E1	--	--	V	90	
			342 113 600 001		120	19.5	9.9	105	2000		300 210 300 113		--	A	--	E1	D1	L1	V	90	
Jeep Compass	08/17-		342 197 600 001		90	21.0	8.7	100	1500												
Jeep Grand Cherokee	04/99-06/05		342 085 600 001		90	23.9	14.3	140	3500		300 210 300 107		--	A	--	E1	--	--	V	90	
											300 210 300 113		--	A	--	E1	D1	L1	V	90	





























Jeep Grand Cherokee exc. SRT8, 6.1 HEMI	06/05-03/11			342 102 600 001		30	9.0	15.6	150	3500		342 097 300 113	-03/06	S	A	--	--	D	L1	H	75	
				342 103 600 001		30	11.5	15.6	150	3500		342 103 300 113	03/06-	S	A	--	E	D	L1	H	90	
Jeep Grand Cherokee exc. SRT8, 6.1 HEMI	03/06-03/11	KIT		342 102 900 113		30	11.0	15.6	150	3500		included in the KIT 342 103 300 113	03/06-	S	A	--	E	D	L1	H	90	
				342 103 900 113		30	13.5	15.6	150	3500		included in the KIT 342 103 300 113	03/06-	S	A	--	E	D	L1	H	90	
Jeep Grand Cherokee inc. Facelift 06/13- exc. SRT8/Summit/Trackhawk exc. vehicles 08/18- with adblue tank	04/11-			342 184 600 001		90	21.0	16.0	175	3500		342 184 300 113	-06/13	S	A	C	--	D	L1	V	120	
				342 190 300 113										06/13-	S	A	--	E1	D	L1	V	120
Jeep Grand Cherokee inc. SRT8 inc. Summit exc. Trackhawk exc. vehicles 09/18- with adblue tank	04/11-			342 221 600 001		90	23.0	16.0	175	3500		342 184 300 113	-06/13	S	A	C	--	D	L1	V	120	
				342 190 300 113										06/13-	S	A	--	E1	D	L1	V	120
Jeep Grand Cherokee inc. SRT8 inc. Summit exc. Trackhawk	04/11-06/13	KIT		342 185 900 113		90	23.0	16.0	175	3500		included in the KIT 342 184 300 113	-06/13	S	A	C	--	D	L1	V	120	
Jeep Grand Cherokee inc. SRT8 inc. Summit exc. Trackhawk exc. vehicles 09/18- with adblue tank	06/13-	KIT		342 190 900 113		90	23.0	16.0	175	3500		included in the KIT 342 190 300 113	06/13-	S	A	--	E1	D	L1	V	120	
Jeep Patriot	08/07-12/17			342 112 600 001		120	18.0	9.9	105	2000		300 210 300 107		--	A	--	E1	--	--	V	90	
				342 113 600 001		120	19.5	9.9	105	2000		300 210 300 113		--	A	--	E1	D1	L1	V	90	
Jeep Renegade	08/14-			342 196 600 001		90	20.0	8.7	100	1500												
				342 197 600 001		90	21.0	8.7	100	1500		342 197 300 113	-08/18	S	FRE	--	E	D	L1	V	120	


























Jeep

Jeep Renegade	08/14-08/18	KIT		342 196 900 113		90	22.0	8.7	100	1500		included in the KIT 342 197 300 113	-08/18	S	FRE	--	E	D	L1	V	120
		KIT		342 197 900 113		90	23.0	8.7	100	1500		included in the KIT 342 197 300 113	-08/18	S	FRE	--	E	D	L1	V	120
Jeep Wrangler	10/96-04/07			342 120 600 001		60	28.0	10.0	80	1975		300 210 300 107		--	A	--	E1	--	--	V	90
												300 210 300 113		--	A	--	E1	D1	L1	V	90
Jeep Wrangler AdBlue models -10/17	04/07-			342 104 600 001		60	12.0	15.0	170	3500		300 210 300 107		--	A	--	E1	--	--	V	90
				342 105 600 001		60	12.0	15.0	170	3500		300 210 300 113		--	A	--	E1	D1	L1	V	90





























Kia Carens	10/06-03/12		345 075 600 001		90	24.0	9.1	75	1500	300 061 300 107			--	C2	--	--	--	--	V	
											300 061 300 113			--	C2	--	--	--	--	V
Kia Carens inc. facelift 08/16-	03/12-	 	345 091 600 001		90	20.0	9.1	75	1500	300 210 300 107			--	A	--	E1	--	--	V	90
			345 092 600 001		90	22.0	9.1	75	1500	300 210 300 113			--	A	--	E1	D1	L1	V	90
Kia Sedona	05/06-		345 054 600 001		90	30.0	11.9	80	2000	300 210 300 113			--	A	--	E1	D1	L1	V	90
Kia Cee'd 3/5 doors	01/07-06/12	 	345 027 600 001		90	16.0	8.6	75	1500	300 210 300 113	-09/09		--	A	--	E1	D1	L1	V	90
			345 028 600 001		90	17.5	8.6	75	1500	345 028 300 113	09/09-		S	A	--	E	D1	--	V	75
Kia Cee'd 5 doors	06/12-03/18		345 086 600 001		60	20.0	8.3	75	1500	345 086 300 107	-03/18		S	A	--	E2	--	--	V	90
										345 086 300 113	-03/18		S	A	--	E2	D1	--	V	90
Kia Cee'd 5 doors	04/18-	 	345 146 600 001		45	19.8	8.4	100	1500											
			345 147 600 001		45	22.5	8.4	100	1500											
Kia Cee'd 5 doors GT-Line	09/16-03/18	KIT 	345 115 600 001		60	22.5	8.3	60	1500	345 086 300 113	-03/18		S	A	--	E2	D1	--	V	90
			345 115 900 113		60	24.7	8.3	60	1500	included in the KIT 345 086 300 113	-03/18		S	A	--	E2	D1	--	V	90
Kia Cee'd Sporty Wagon	07/07-09/12	 	345 027 600 001		90	16.0	8.6	75	1500											
			345 059 600 001		90	17.5	8.6	75	1500	300 073 300 113	-09/09		--	FRE	--	--	D1	L1	V	90























Kia











Kia Cee'd sw/Sportswagon inc. GT Line	10/12-03/18			345 111 600 001		60	19.0	8.5	75	1500		345 086 300 107	-03/18	S	A	--	E2	--	--	V	90	
				345 112 600 001		60	24.5	8.5	75	1500		345 086 300 113	-03/18	S	A	--	E2	D1	--	V	90	
Kia Cee'd sw/Sportswagon	04/18-			345 144 600 001		45	21.8	8.4	100	1500												
				345 145 600 001		45	24.5	8.4	100	1500												
Kia Magentis	02/06-07/09			345 056 600 001		60	19.0	9.4	75	1700		300 072 300 107		--	FRE	--	--	--	--	V		
												300 072 300 113		--	FRE	--	--	D1	L1	V		
Kia Niro	01/17-			345 117 600 001		90	20.8	7.6	100	1300		345 169 300 113	-12/17	S	A	--	E2	D1	--	H	90	
			KIT		345 116 900 113		60	25.0	7.6	100	1300		included in the KIT 345 169 300 113	-12/17	S	A	--	E2	D1	--	H	90
			KIT		345 117 900 113		60	26.4	7.6	100	1300		included in the KIT 345 169 300 113	-12/17	S	A	--	E2	D1	--	H	90
Kia Optima	04/12-12/15			345 082 600 001		60	19.0	8.0	60	1300		345 082 300 113		S	A	--	--	D1	--	V	90	
			KIT		345 082 900 113		60	21.0	8.0	60	1300		included in the KIT 345 082 300 113		S	A	--	--	D1	--	V	90
Kia Optima Hatchback	01/16-			345 113 600 001		60	19.0	9.7	72	1800		345 082 300 113		S	A	--	--	D1	--	V	90	
Kia Optima Sportswagon	10/16-			345 113 600 001		60	19.0	9.7	72	1800		345 168 300 113		S	A	C1	E2	D	L1	H	60	
			KIT		345 168 900 113		60	20.0	9.7	72	1800		included in the KIT 345 168 300 113		S	A	C1	E2	D	L1	H	60
Kia Picanto inc. facelift 08-	04-05/11			345 058 600 001		90	18.0	5.9	40	1000		300 072 300 107		--	FRE	--	--	--	--	V		
												300 072 300 113		--	FRE	--	--	D1	L1	V		

Kia Picanto	05/11-		345 080 600 001		90	17.0	5.5	28	700	345 080 300 113			S	A	--	E1	D1	L1	V	75
		KIT		345 080 900 113		90	19.0	5.5	28	700	included in the KIT 345 080 300 113			S	A	--	E1	D1	L1	V
Kia Picanto 5 doors This towbar can only be used in combination with load carriers/ cycle carriers! This vehicle is not homologated for towing trailers.	01/15-		350 051 600 001		90	17.0		40		300 210 300 113			--	A	--	E1	D1	L1	V	90
Kia ProCee'd	08-13		345 028 600 001		90	17.5	8.6	75	1500	300 210 300 113	-09/09	--	A	--	E1	D1	L1	V	90	
										345 028 300 107	09/09-	S	A	--	E	--	--	V	75	
										345 028 300 113	09/09-	S	A	--	E	D1	--	V	75	
Kia ProCee'd exc. Pro Cee'd GT	03/13-		345 086 600 001		60	20.0	8.3	75	1500	345 086 300 107	-03/18	S	A	--	E2	--	--	V	90	
										345 086 300 113	-03/18	S	A	--	E2	D1	--	V	90	
Kia Rio Hatchback	01/17-		345 127 600 001		75	21.5	6.6	75	1110											
Kia Sorento	06/02-07/06		345 020 600 001		90	24.0	14.1	150	2800	300 061 300 107		--	C2	--	--	--	--	V		
										300 061 300 113		--	C2	--	--	--	V			
Kia Sorento	07/06-10/09		345 060 600 001		120	21.0	14.8	140	3500	345 881 300 113			S							
																				
		KIT		345 060 900 113		120	23.0	14.8	140	3500	included in the KIT 345 881 300 113			S						
		KIT		345 039 900 113		90	26.0	14.8	150	3500	included in the KIT 345 881 300 113			S						
Kia Sorento	10/09-10/12		345 066 600 001		90	31.0	12.6	100	2500	345 066 300 113	for LED rear lights	S	A	--	E	D	L1	V	90	
			345 068 600 001	→ 	90	32.0	12.6	100	2500	345 068 300 113	for standard rear lights	S	A	--	E	D	L1	V	90	







Kia



Kia Sorento for LED rear lights	10/09-10/12	KIT		345 066 900 113		90	33.0	12.6	100	2500	included in the KIT 345 066 300 113	for LED rear lights	S	A	--	E	D	L1	V	90	
		KIT		345 068 900 113		90	34.0	12.6	100	2500			included in the KIT 345 066 300 113	for LED rear lights	S	A	--	E	D	L1	V
Kia Sorento for standard rear lights	10/09-10/12	KIT		345 400 900 113		90	33.0	12.6	100	2500	included in the KIT 345 068 300 113	for standard rear lights	S	A	--	E	D	L1	V	90	
		KIT		345 401 900 113		90	34.0	12.6	100	2500			included in the KIT 345 068 300 113	for standard rear lights	S	A	--	E	D	L1	V
Kia Sorento	10/12-02/15			345 093 600 001		90	22.0	12.5	100	2500	345 069 300 113		S	A	--	E2	D	L1	V	90	
				345 094 600 001		90	24.0	12.5	100	2500											
		KIT		345 093 900 113		90	23.0	12.5	100	2500	included in the KIT 345 069 300 113		S	A	--	E2	D	L1	V	90	
		KIT		345 094 900 113		90	25.0	12.5	100	2500	included in the KIT 345 069 300 113		S	A	--	E2	D	L1	V	90	
Kia Soul and Soul II	02/09-04/14			345 065 600 001		90	24.0	8.0	60	1400	300 210 300 107 300 210 300 113		--	A	--	E1	--	--	V	90	
																					--
Kia Sportage	12/04-08/10			346 018 600 001		90	20.6	10.9	90	2200											
				346 019 600 001		90	23.5	10.9	90	2200											
Kia Sportage	08/10-02/16			345 087 600 001		90	23.0	11.0	80	2400	345 079 300 113		S	A	--	E	D1	L1	V	90	
				345 079 600 001		60	25.0	10.6	80	2300											
		KIT		345 079 900 113		60	27.0	10.6	80	2300	included in the KIT 345 079 300 113		S	A	--	E	D1	L1	V	90	

























Land Rover Defender 90 Towing bracket for towball or automatic bolt coupling, suitable towball 329062600001 or 20 mm lower: 329042600001	09/98-12/16		323 048 600 001 →		90	10.3	17.2	150	3500		323 048 300 113			S	C2	--	E1	D	--	H	45	
Land Rover Discovery Sport L550 7 seats	09/14-		323 180 600 001		60	31.6	11.8	135	2200													
			323 181 600 001		60	34.0	11.8	135	2200													
Land Rover Discovery Sport for vehicles without spare wheel	02/15-		323 141 600 001		90	28.0	12.5	150	2500		323 141 300 113			S	C2	C	E	D	L	H	45	
		KIT		323 141 900 113		90	32.0	12.5	150	2500		included in the KIT 323 141 300 113			S	C2	C	E	D	L	H	45
Land Rover Freelander	98-05/07		323 040 600 001		90	17.4	11.8	140	2500		300 096 300 157 300 096 300 163			--	--	--	E1	--	--	V	30	
														--	--	--	E1	D1	L1	V	30	
Land Rover Freelander 2 inc. facelift 2013-	05/07-		323 078 600 001		105	18.5	11.0	150	2000		323 410 300 113	-10/12		S	FRE	--	E2	D	L1	H	60	
			323 079 600 001		105	20.0	11.0	150	2000		323 411 300 113	10/12-		S	C2	--	E1	D	L	H	30	
Range-Rover Evoque	09/11-12/18		323 101 600 001		90	18.0	10.6	150	2000		323 102 300 113			S	C2	--	E	D	L	H	30	
			323 102 600 001		90	20.0	10.6	150	2000													
		KIT		323 101 900 113		90	20.0	10.6	150	2000		included in the KIT 323 102 300 113			S	C2	--	E	D	L	H	30
		KIT		323 102 900 113		90	22.0	10.6	150	2000		included in the KIT 323 102 300 113			S	C2	--	E	D	L	H	30

Lexus RX 300 / 350 / 400 / 400 h	03/03-09		335 305 600 001		120	45.0	11.8	80	2000	335 357 300 107			S	FRE	--	--	--	--	V	105	
										335 357 300 113			S	FRE	--	--	D	L1	V	105	
Lexus RX 350 / 450 h exc. vehicles with height control	05/09-12/15		335 357 600 001		90	38.0	11.8	85	2100	335 357 300 107			S	FRE	--	--	--	--	V	105	
										335 357 300 113			S	FRE	--	--	D	L1	V	105	
		KIT		335 357 900 113		90	40.0	11.8	85	2100	included in the KIT			S	FRE	--	--	D	L1	V	105
											335 357 300 113										
Lexus RX 350 / 450 h for vehicles with height control	05/09-12/15		335 358 600 001		90	38.0	11.9	85	2100	335 357 300 107			S	FRE	--	--	--	--	V	105	
														335 357 300 113	S	FRE	--	--	D	L1	V
		KIT		335 358 900 113		90	40.0	11.9	85	2100	included in the KIT			S	FRE	--	--	D	L1	V	105
											335 357 300 113										











MAN


















MAN TGE Van singel wheels Please order separately ball plate: 329059600001 exc. vehicles with integrated step in the bumper	02/17-		321 946 600 001			30	26.7	17.5	150	3500		321 112 300 107	with preliminary setup	S	CAN	C	E	--	--	V	15	
												321 112 300 113	with preliminary setup	S	CAN	C	E	D	L	V	15	
												321 113 300 107	without preliminary setup	S	CAN	C	E	--	--	V	60	
												321 113 300 113	without preliminary setup	S	CAN	C	E	D	L	V	60	
MAN TGE Van twin wheels Please order separately ball plate 329059600001 exc. vehicles with integrated step in the bumper	02/17-		321 947 600 001			30	27.0	21.0	150	3500		321 112 300 107	with preliminary setup	S	CAN	C	E	--	--	V	15	
												321 112 300 113	with preliminary setup	S	CAN	C	E	D	L	V	15	
												321 113 300 107	without preliminary setup	S	CAN	C	E	--	--	V	60	
												321 113 300 113	without preliminary setup	S	CAN	C	E	D	L	V	60	
MAN TGE Van twin wheels inc. ball plate 329059600001 exc. vehicles with integrated step in the bumper	02/17-	KIT		321 947 900 113			30	30.0	21.0	150	3500		included in the KIT 321 113 300 113	without preliminary setup	S	CAN	C	E	D	L	V	60
MAN TGE Van singel wheels inc. ball plate 329059600001 exc. vehicles with integrated step	02/17-	KIT		321 946 900 113			30	28.5	17.5	150	3500		included in the KIT 321 113 300 113	without preliminary setup	S	CAN	C	E	D	L	V	60
MAN TGE Chassis Cab singel wheels Please order separately ball plate: 329059600001	02/17-		321 948 600 001			30	28.0	17.5	150	3500		321 112 300 107	with preliminary setup	S	CAN	C	E	--	--	V	15	
												321 112 300 113	with preliminary setup	S	CAN	C	E	D	L	V	15	
												321 113 300 107	without preliminary setup	S	CAN	C	E	--	--	V	60	
												321 113 300 113	without preliminary setup	S	CAN	C	E	D	L	V	60	
MAN TGE Chassis Cab twin wheels Please order separately ball plate 329059600001	02/17-		321 949 600 001			30	22.0	21.0	150	3500		321 112 300 107	with preliminary setup	S	CAN	C	E	--	--	V	15	
												321 112 300 113	with preliminary setup	S	CAN	C	E	D	L	V	15	
												321 113 300 107	without preliminary setup	S	CAN	C	E	--	--	V	60	
												321 113 300 113	without preliminary setup	S	CAN	C	E	D	L	V	60	





















MAN TGE Chassis Cab twin wheels inc. ball plate 329059600001	02/17-	KIT		321 949 900 113			30	26.5	21.0		3500		included in the KIT 321 113 300 113	without preliminary setup	S	CAN	C	E	D	L	V	60	
MAN TGE Chassis Cab singel wheels inc. ball plate: 329059600001	02/17-	KIT		321 948 900 113			30	26.5	21.0	150	3500		included in the KIT 321 113 300 113	without preliminary setup	S	CAN	C	E	D	L	V	60	

Mazda 3 Saloon exc. MPS (260 HP) exc. sportsbumpers	10/13-			343 080 600 001			90	24.0	9.2	75	1800		343 074 300 113			S	A	--	E2	D1	L1	V	90
Mazda 3 Saloon	10/13-	KIT		343 080 900 113			90	25.0	9.2	75	1800		included in the KIT 343 074 300 113			S	A	--	E2	D1	L1	V	90
Mazda 5 -12/07: The fog tail light must be moved. Please order separately conversion kit, order no. CC29- V7-250 at Mazda dealers. inc. facelift 01/08-	06/05-10/10			343 060 600 001			90	21.0	9.3	75	1600		343 660 300 113			S	FRE	--	--	D1	L1	V	105
Mazda 5	10/10-			343 064 600 001			60	19.0	9.8	75	1700		343 063 300 113			S	A	--	E1	D1	L1		105
				343 063 600 001			60	19.0	9.8	75	1700												
Mazda 6 Hatchback/Saloon	03/08-02/13			343 058 600 001			120	26.0	9.8	75	1800		343 400 300 107			S	A	--	E2	--	--	V	90
		KIT		343 058 900 113			120	28.0	9.8	75	1800		included in the KIT 343 400 300 113			S	A	--	E2	D1	L1	V	90
Mazda 6 Hatchback/Saloon	02/13-			343 077 600 001			90	24.0	10.1	75	1800		343 199 300 113			S	A	--	E	D1	L1	V	90
				343 078 600 001			90	26.0	10.1	75	1800												
		KIT		343 077 900 113			90	26.0	10.1	75	1800		included in the KIT 343 199 300 113			S	A	--	E	D1	L1	V	90
		KIT		343 078 900 113			90	28.0	10.1	75	1800		included in the KIT 343 199 300 113			S	A	--	E	D1	L1	V	90
Mazda 6 Estate exc. MPS (260 HP)	07/02-04/08			343 036 600 001			150	20.0	9.4	75	1800		343 400 300 107			S	A	--	E2	--	--	V	90
												343 400 300 113			S	A	--	E2	D1	L1	V	90	



















Mazda


















Mazda 6 Estate	03/08-02/13			343 058 600 001	→ 	120	26.0	9.8	75	1800		343 400 300 107			S	A	--	E2	--	--	V	90
												343 400 300 113			S	A	--	E2	D1	L1	V	90
		KIT		343 058 900 113	→ 	120	28.0	9.8	75	1800		included in the KIT 343 400 300 113			S	A	--	E2	D1	L1	V	90
Mazda 6 Estate	02/13-			343 070 600 001		90	24.0	10.1	75	1800												
				343 071 600 001		90	26.0	10.1	75	1800		343 199 300 113			S	A	--	E	D1	L1	V	90
		KIT		343 070 900 113		90	26.0	10.1	75	1800		included in the KIT 343 199 300 113			S	A	--	E	D1	L1	V	90
		KIT		343 071 900 113		90	28.0	10.1	75	1800		included in the KIT 343 199 300 113			S	A	--	E	D1	L1	V	90
Mazda 6 Saloon exc. MPS (260 HP)	06/02-03/08			343 034 600 001		150	20.3	9.4	75	1800		343 400 300 107			S	A	--	E2	--	--	V	90
											343 400 300 113			S	A	--	E2	D1	L1	V	90	
Mazda CX3	07/15-			343 087 600 001		90	21.0	7.6	75	1200												
				343 088 600 001		60	23.0	7.6	75	1200		343 076 300 113			S	FRE	--	E	D1	L1	V	90
		KIT		343 087 900 113		60	25.0	7.6	75	1200		included in the KIT 343 076 300 113			S	FRE	--	E	D1	L1	V	90
		KIT		343 088 900 113		60	26.0	7.6	75	1200		included in the KIT 343 076 300 113			S	FRE	--	E	D1	L1	V	90

Mazda CX5	04/12-04/17			343 053 600 001		90	22.0	10.8	100	2100		343 056 300 107	-02/17	S	A	--	E2	--	--	V	90
				343 056 600 001		90	25.0	10.8	100	2100		343 056 300 113	-02/17	S	A	--	E2	D	L1	V	90
		KIT		343 053 900 113		90	24.0	10.8	100	2100		included in the KIT 343 056 300 113	-02/17	S	A	--	E2	D	L1	V	90
		KIT		343 056 900 113		90	27.0	10.8	100	2100		included in the KIT 343 056 300 113	-02/17	S	A	--	E2	D	L1	V	90
Mazda CX7	10/07-12/12			343 066 600 001		90	22.0	10.8	85	2000		343 400 300 107		S	A	--	E2	--	--	V	90
				343 067 600 001		90	25.0	10.8	85	2000		343 400 300 113		S	A	--	E2	D1	L1	V	90
		KIT		343 066 900 113		90	24.0	10.8	85	2000		included in the KIT 343 400 300 113		S	A	--	E2	D1	L1	V	90
		KIT		343 067 900 113		90	27.0	10.8	85	2000		included in the KIT 343 400 300 113		S	A	--	E2	D1	L1	V	90
Mazda Pickup BT50 towball inc. for vehicles with integrated step in the bumper	06/12-02/16	KIT		307 613 900 113		30	35.6	16.0	195	3350		included in the KIT 343 069 300 113	-02/16	S	CAN	C	E	D	--	V	60


















Mercedes B Class W246 exc. AMG and sportmodels	11/11-		313 396 600 001			60	23.0	9.2	80	1500		313 398 300 107				S	CAN	C	E	--	--	V	105	
			313 398 600 001			60	25.0	9.2	80	1500		313 398 300 113				S	CAN	C	E	D	L	V	105	
	KIT		313 396 900 113			60	25.0	9.2	80	1900		included in the KIT 313 398 300 113				S	CAN	C	E	D	L	V	105	
	KIT		313 398 900 113			60	27.0	9.2	80	1500		included in the KIT 313 398 300 113				S	CAN	C	E	D	L	V	105	
Mercedes C Class Convertible C205 inc. AMG look exc. vehicles with height control	07/16-		313 431 600 001			120	21.0	10.5	85	1900														
Mercedes C Class Convertible C205 inc. AMG look inc. vehicles with height control	07/16-		313 432 600 001			120	23.0	10.5	85	1900														
Mercedes C Class Coupé C204 + C204 AMG style	06/11-		313 214 600 001		>150	21.0	10.2	75	1900		313 361 300 107					S	CAN	C	E	--	--	H	45	
			313 438 600 001		120	23.0	10.2	75	1900		313 361 300 113					S	CAN	C	E	D	L	H	45	
	KIT		313 389 900 113		>150	23.0	10.2	75	1900		included in the KIT 313 361 300 113					S	CAN	C	E	D	L	H	45	
	KIT		313 211 900 113		>150	25.0	10.2	75	1900		included in the KIT 313 361 300 113					S	CAN	C	E	D	L	H	45	
Mercedes C Class Coupé C205 inc. AMG look exc. vehicles with height control	10/15-		313 431 600 001			120	21.0	10.5	85	1900														
Mercedes C Class Coupé C205 inc. AMG look inc. vehicles with height control	10/15-		313 432 600 001			120	23.0	10.5	85	1900														


















Mercedes-Benz

Mercedes C Class Saloon W204 exc. vehicles with height control exc. AMG & sport bumpers, vehicles with AMG look	07/09-	KIT		313 389 900 113		>150	23.0	10.2	75	1900		included in the KIT 313 361 300 113							S	CAN	C	E	D	L	H	45		
		KIT		313 211 900 113		>150	25.0	10.2	75	1900		included in the KIT 313 361 300 113								S	CAN	C	E	D	L	H	45	
Mercedes C Class Saloon W205 inc. AMG look exc. vehicles with height control	03/14-			313 431 600 001		120	21.0	10.5	85	1900																		
Mercedes C Class Saloon W205 inc. AMG look inc. vehicles with height control	03/14-			313 432 600 001		120	23.0	10.5	85	1900																		
Mercedes CLA C117 inc. vehicles with AMG look inc. CLA Shooting Brake (X117) 03/15-	04/13-			313 396 600 001		60	23.0	9.2	80	1500		313 398 300 107								S	CAN	C	E	--	--	V	105	
				313 503 600 001		60	24.5	10.2	80	1900		313 398 300 113									S	CAN	C	E	D	L	V	105
		KIT		313 396 900 113		60	25.0	9.2	80	1900		included in the KIT 313 398 300 113									S	CAN	C	E	D	L	V	105
		KIT		313 400 900 113		60	26.0	10.2	80	1900		included in the KIT 313 398 300 113									S	CAN	C	E	D	L	V	105
Mercedes CLC is not permitted to tow by the vehicle manufacturer.																												
Mercedes CLK CL209 exc. convertible, exc. AMG	05/02-			313 200 600 001		>150	23.0	10.3	75	1500		313 168 300 107								S	CAN	C	E	--	--	H	60	
												313 168 300 113								S		C	E	D	--		60	
Mercedes CLS Shooting Brake inc. vehicles with AMG look	12-			313 371 600 001		150	26.0	11.5	84	2100		313 361 300 107								S	CAN	C	E	--	--	H	45	
				313 373 600 001		150	27.0	11.5	84	2100		313 361 300 113									S	CAN	C	E	D	L	H	45
		KIT		313 371 900 113		150	28.0	11.5	84	2100		included in the KIT 313 361 300 113									S	CAN	C	E	D	L	H	45
		KIT		313 373 900 113		150	29.0	11.5	84	2100		included in the KIT 313 361 300 113									S	CAN	C	E	D	L	H	45




















Mercedes Citan length = 4321 + 4705 mm	10/12-		316 268 600 001			60	23.0	8.2	75	1350		316 353 300 107			S	FRE	--	--	--	H	60	
			316 269 600 001			60	23.0	8.2	75	1350		316 353 300 113			S	FRE	--	D1	L1	H	60	
	KIT		316 352 900 113			60	25.0	8.2	75	1350		included in the KIT 316 353 300 113			S	FRE	--	D1	L1	H	60	
	KIT		316 353 900 113			60	25.0	8.2	75	1350		included in the KIT 316 353 300 113			S	FRE	--	D1	L1	H	60	
Mercedes Citan length = 3937 mm	10/12-		316 316 600 001			90	20.0	7.2	75	1100		316 353 300 107			S	FRE	--	--	--	H	60	
												316 353 300 113			S	FRE	--	D1	L1	H	60	
Mercedes CLK Coupé/ Convertible C208 and convertible CLK exc. 430 CLK and AMG-vehicles	06/97-05/02		313 082 600 001			>150	17.2	9.1	75	1700												
Mercedes CLK Coupé/ Convertible C208 exc. 430 CLK, AMG-vehicles	06/97-05/02		313 420 600 001			120	20.0	9.6	75	1700												
Mercedes C Class Sport Coupé CL203 exc. AMG-vehicles, CLC 05/08- Cover for cutout offered by Mercedes is not suitable.	01-05/08		313 189 600 001			>150	23.0	8.8	100	1500		313 168 300 107			S	CAN	C	E	--	--	H	60
												313 168 300 113			S		C	E	D	--		60
Mercedes E Class Convertible C207 exc. AMG vehicles, exc. vehicles with AMG look	03/10-		313 214 600 001			>150	21.0	10.2	75	1900		313 361 300 107			S	CAN	C	E	--	--	H	45
			313 438 600 001			120	23.0	10.2	75	1900												
	KIT		313 389 900 113			>150	23.0	10.2	75	1900		included in the KIT 313 361 300 113			S	CAN	C	E	D	L	H	45
	KIT		313 211 900 113			>150	25.0	10.2	75	1900		included in the KIT 313 361 300 113			S	CAN	C	E	D	L	H	45




















Mercedes-Benz

Mercedes E Class Coupé C207 exc. AMG vehicles, exc. vehicles with AMG look	05/09-		313 214 600 001		>150	21.0	10.2	75	1900	313 361 300 107	S	CAN	C	E	--	--	H	45	
			313 438 600 001		120	23.0	10.2	75	1900										
	KIT		313 389 900 113		>150	23.0	10.2	75	1900	included in the KIT 313 361 300 113	S	CAN	C	E	D	L	H	45	
	KIT		313 211 900 113		>150	25.0	10.2	75	1900	included in the KIT 313 361 300 113	S	CAN	C	E	D	L	H	45	
Mercedes E Class Estate S210 exc. AMG-vehicles Vehicles with 300 TD motor and air conditioning: Please check the operating instructions of the vehicle before fitting the towbar.	05/96-03		313 121 600 001		150	17.1	11.5	84	2200										
Mercedes E Class Estate S211 exc. AMG inc. 4-Matic	03-09/09		313 203 600 001		150	23.5	11.5	130	2200	313 196 300 107	S	CAN	C	E	--	--	H	60	
			313 204 600 001		150	23.0	11.5	130	2200	313 196 300 113	S	CAN	C	E	D	--	H	60	
	KIT		313 203 900 113		150	25.5	11.5	130	2200	included in the KIT 313 196 300 113	S	CAN	C	E	D	--	H	60	
	KIT		313 204 900 113		150	25.0	11.5	130	2200	included in the KIT 313 196 300 113	S	CAN	C	E	D	--	H	60	
Mercedes E Class Estate S212 inc. AMG styling package	09/09-03/16		313 371 600 001		150	26.0	11.5	84	2100	313 361 300 107	S	CAN	C	E	--	--	H	45	
			313 373 600 001		150	27.0	11.5	84	2100	313 361 300 113	S	CAN	C	E	D	L	H	45	
	KIT		313 371 900 113		150	28.0	11.5	84	2100	included in the KIT 313 361 300 113	S	CAN	C	E	D	L	H	45	
	KIT		313 373 900 113		150	29.0	11.5	84	2100	included in the KIT 313 361 300 113	S	CAN	C	E	D	L	H	45	

Mercedes E Class Estate S213 inc. vehicles with AMG look	04/16-		313 523 600 001		60	23.8	11.6		2200												
				313 524 600 001		60	25.1	11.6	84	2200											
Mercedes E Class Saloon W210 exc. AMG-vehicles Vehicles with 300 TD motor and air conditioning: Please check the operating instructions of the vehicle before fitting the towbar.	06/95-03/02		313 161 600 001		150	18.5	10.8	75	2000												
Mercedes E Class Saloon W211 exc. AMG, inc. 4-Matic If there are no reinforcements right and left in the boot, it is necessary to mount them. You can buy them at the DC dealer, DC no. A 211 639 0143 and A 211 639 0443. With this reinforcements the coverings of the sides don't fit anymore. You could buy others at the DC dealer, e.g. A 211 690 9425 / 9825. The supercharger of the cooling must have a power of 600 W. The superchargers A 001 500 4493 and A 211 500 0693 fulfil this requirement.	03/02-09		313 194 600 001		150	23.5	11.0	80	2000	313 196 300 107			S	CAN	C	E	--	--	H	60	
				313 195 600 001		150	24.5	11.0	80	2000	313 196 300 113			S	CAN	C	E	D	--	H	60
		KIT		313 194 900 113		150	25.5	11.0	80	2000	included in the KIT 313 196 300 113			S	CAN	C	E	D	--	H	60
		KIT		313 195 900 113		150	25.0	11.0	80	2000	included in the KIT 313 196 300 113			S	CAN	C	E	D	--	H	60
Mercedes E Class Saloon W212	03/09-12/15		313 360 600 001		90	26.0	11.4	84	2100	313 361 300 107			S	CAN	C	E	--	--	H	45	
				313 361 600 001		90	26.0	11.4	84	2100	313 361 300 113			S	CAN	C	E	D	L	H	45
		KIT		313 360 900 113		90	28.0	11.4	84	2100	included in the KIT 313 361 300 113			S	CAN	C	E	D	L	H	45
		KIT		313 361 900 113		90	28.0	11.4	84	2100	included in the KIT 313 361 300 113			S	CAN	C	E	D	L	H	45
Mercedes E Class Saloon W213 inc. vehicles with AMG look	01/16-		313 506 600 001		90	24.5	11.3	85	2100												
				313 507 600 001		90	26.5	11.3	85	2100											





Mercedes-Benz

Mercedes G Class only for vehicles with 2-parts rear bumper	02/90-			313 320 600 001			60	12.0	17.2	140	3500		300 210 300 107			--	A	--	E1	--	--	V	90	
													300 210 300 113			--	A	--	E1	D1	L1	V	90	
Mercedes GL Class X164/X166 inc. 8 cylinder diesel exc. vehicles with AMG look For vehicles with AdBlue tank please order: holder 913406609103	09/06-			313 421 600 001			120	38.0	16.5	135	3500		313 138 300 113			X164: Please order separately control unit + relay at DC dealers.	S	CAN	C	E	D	L	H	45
													313 430 300 113		X166		S	CAN	C1	E	D	L1	H	60
Mercedes GLA X156 exc. AMG	03/14-			313 401 600 001			60		10.2	80	1900		313 398 300 107				S	CAN	C	E	--	--	V	105
													313 398 300 113				S	CAN	C	E	D	L	V	105
		KIT		313 401 900 113			60		10.2	80	1900		included in the KIT 313 398 300 113				S	CAN	C	E	D	L	V	105
Mercedes GLA X156 inc. vehicles with AMG look (bumper cut necessary)	03/14-			313 503 600 001			60	24.5	10.2	80	1900		313 398 300 107				S	CAN	C	E	--	--	V	105
													313 398 300 113				S	CAN	C	E	D	L	V	105
		KIT		313 400 900 113			60	26.0	10.2	80	1900		included in the KIT 313 398 300 113				S	CAN	C	E	D	L	V	105
Mercedes GLC X253 inc. vehicles with height control inc. vehicles with AMG look for vehicles with rear flap sensor - Please regard fitting instruction - wire for sensor must be adjusted	09/15-			313 402 600 001			90	23.0	13.2	100	2500													
				313 403 600 001			90	23.0	13.2	100	2500													
Mercedes GLE W166 inc. vehicles with AMG look exc. GLE Coupé	09/15-			313 405 600 001			90	39.0	16.8	140	3500		313 430 300 113				S	CAN	C1	E	D	L1	H	60
Mercedes GLE W166 inc. vehicles with AMG look exc. GLE Coupé	09/15-			313 406 600 001			90	40.0	16.8	140	3500		313 430 300 113				S	CAN	C1	E	D	L1	H	60
Mercedes GLE inc. vehicles with AMG look exc. GLE Coupé	09/15-	KIT		313 406 900 113			90	42.0	16.8	140	3500		included in the KIT 313 430 300 113				S	CAN	C1	E	D	L1	H	60
Mercedes GLE Coupé C292	07/15-			313 515 600 001			90	40.5	16.8	140	3500		313 430 300 113				S	CAN	C1	E	D	L1	H	60





Mercedes GLK X204	10/08-09/15			313 433 600 001		90	22.0	12.8	100	2500		313 210 300 113	-07/09	S	CAN	C	E	D	L	H	45
				313 434 600 001		90	23.0	12.8	100	2500		313 361 300 107	07/09-	S	CAN	C	E	--	--	H	45
Mercedes GLK X204	07/09-09/15	KIT		313 433 900 113		90	24.0	12.8	100	2500		included in the KIT 313 361 300 113		S	CAN	C	E	D	L	H	45
				313 434 900 113		90	27.0	12.8	100	2500		included in the KIT 313 361 300 113	S	CAN	C	E	D	L	H	45	
Mercedes GLS inc. 8 cylinder diesel exc. vehicles with AMG look For vehicles with AdBlue tank please order: holder 913406609103	01/16-			313 421 600 001		120	38.0	16.5	135	3500		313 430 300 113		S	CAN	C1	E	D	L1	H	60
Mercedes M Class W163 exc. vehicles with spare wheel on the tailgate	98-07/05			313 134 600 001			90	13.6	16.0	150		3500									
Mercedes M Class W163 exc. vehicles with spare wheel on the tailgate For vehicles -2000 we recommend to order bumper with cutout and cover of the vehicles 2000-2002 at Mercedes-Benz dealers.	98-07/05			313 179 600 001			90	15.0	16.0	150	3500										
Mercedes M Class W164	07/05-11/11			313 341 600 001			120	38.0	16.0	135	3500		313 138 300 113	Please order separately control unit + relay at DC dealers.	S	CAN	C	E	D	L	H
				313 340 600 001	120		39.0	16.0	135	3500											
Mercedes M Class W166 exc. vehicles with AMG look	11/11-09/15			313 405 600 001		90	39.0	16.8	140	3500		313 430 300 113		S	CAN	C1	E	D	L1	H	60
				313 406 600 001		90	40.0	16.8	140	3500											
		KIT		313 406 900 113		90	42.0	16.8	140	3500				included in the KIT 313 430 300 113	S	CAN	C1	E	D	L1	H





Mercedes-Benz


Mercedes R Class W251	02/06-		313 222 600 001		>150	34.0	12.5	85	2100		313 138 300 113	Please order separately control unit + relay at DC dealers.	S	CAN	C	E	D	L	H	45
Mercedes SLK is not permitted to tow by the vehicle manufacturer.																				
Mercedes Sprinter Van types 411-424 and 509-524 Vehicles with 5,0 t max. total weight, reduction to 4,6 t max. total weight is possible. wheelbase: 3665 mm For vehicles with integrated step device in the bumper the middle part of the outer bumper must be exchanged (Please order separately at Mercedes dealers.). towball: 329059600001 (order separately) Step DC-IR A906 520 0531 is not utilisable. Utilisable step: 313285600001 or 313440600001	04/06-		313 272 600 001		120	21.0	20.2	150	3500		313 105 300 107	-12/14 for vehicles without preparation	S	CAN	C	E	--	--	V	90
											313 105 300 113	-12/14 for vehicles without preparation	S	CAN	C	E	D1	--	V	90
											313 107 300 113	01/15- for vehicles with preparation	S	CAN	C	E	D1	L1	H	45
											313 108 300 107	01/15- for vehicles without preparation	S	CAN	C	E	--	--	V	90
											313 108 300 113	01/15- for vehicles without preparation	S	CAN	C	E	D1	L1	V	90
											321 106 300 113	-12/14 vehicles with preparation	S	CAN	C	E	D	--	H	45
Mercedes Sprinter Van types 411-424 and 509-524 Vehicles with 5,0 t max. total weight, reduction to 4,6 t max. total weight is possible. wheelbase: 4325 mm For vehicles with integrated step device in the bumper the middle part of the outer bumper must be exchanged (Please order separately at Mercedes dealers.). towball: 329059600001 (order separately) Step DC-IR A906 520 0531 is not utilisable. Utilisable step: 313285600001 or 313440600001	04/06-		313 273 600 001		120	21.0	20.2	150	3500		313 105 300 107	-12/14 for vehicles without preparation	S	CAN	C	E	--	--	V	90
											313 105 300 113	-12/14 for vehicles without preparation	S	CAN	C	E	D1	--	V	90
											313 107 300 113	01/15- for vehicles with preparation	S	CAN	C	E	D1	L1	H	45
											313 108 300 107	01/15- for vehicles without preparation	S	CAN	C	E	--	--	V	90
											313 108 300 113	01/15- for vehicles without preparation	S	CAN	C	E	D1	L1	V	90
											321 106 300 113	-12/14 vehicles with preparation	S	CAN	C	E	D	--	H	45




















Mercedes Sprinter Van types 209-224 and 309-324 frontwheeldrive -01/18 Vehicles with 3,0 and 3,5 t max. total weight, increase to 3,8 t max. total weight is possible For vehicles with integrated step device in the bumper the middle part of the outer bumper must be exchanged (Please order separately at Mercedes dealers.). towball: 329059600001 Step DC-IR A906 520 0531 is not utilisable. Utilisable step: 313285600001 or 313440600001	04/06-			313 376 600 001			120	20.0	18.1	150	3500		313 105 300 107	-12/14 for vehicles without preparation	S	CAN	C	E	--	--	V	90
	313 105 300 113	-12/14 for vehicles without preparation	S	CAN	C	E	D1	--	V	90												
	313 107 300 113	01/15- for vehicles with preparation	S	CAN	C	E	D1	L1	H	45												
	313 108 300 107	01/15- for vehicles without preparation	S	CAN	C	E	--	--	V	90												
	313 108 300 113	01/15- for vehicles without preparation	S	CAN	C	E	D1	L1	V	90												
	321 106 300 113	-12/14 vehicles with preparation	S	CAN	C	E	D	--	H	45												
Mercedes Sprinter Van types 209-224 and 309-324 Vehicles with 3,0 and 3,5 t max. total weight, increase to 3,8 t max. total weight is possible For vehicles with integrated step device in the bumper the middle part of the outer bumper must be exchanged (Please order separately at Mercedes dealers.). inc. towball: 329059600001 Step DC-IR A906 520 0531 is not utilisable. Utilisable step: 313285600001 or 313440600001	04/06-12/14	KIT		313 376 900 113			120	22.0	18.1	150	3500		included in the KIT 313 105 300 113	-12/14 for vehicles without preparation	S	CAN	C	E	D1	--	V	90
Mercedes Sprinter Van types 209-224 and 309-324 for vehicles with step Vehicles with 3,0 and 3,5 t max. total weight, increase to 3,8 t max. total weight is possible inc. ball plate 329080600001.	04/06-12/14	KIT		313 105 900 113			120	34.0	18.1	150	3500		included in the KIT 313 105 300 113	-12/14 for vehicles without preparation	S	CAN	C	E	D1	--	V	90

Mercedes-Benz

Mercedes Sprinter Van types 209-224 and 309-324 for vehicles with step Vehicles with 3,0 and 3,5 t max. total weight, increase to 3,8 t max. total weight is possible fitting ball plate 329080600001	05/06-12/16		313 553 600 001		60	31.8	17.6	120	2800	313 105 300 107	-12/14 for vehicles without preparation	S	CAN	C	E	--	--	V	90
										313 105 300 113	-12/14 for vehicles without preparation	S	CAN	C	E	D1	--	V	90
										313 107 300 113	01/15- for vehicles with preparation	S	CAN	C	E	D1	L1	H	45
										313 108 300 107	01/15- for vehicles without preparation	S	CAN	C	E	--	--	V	90
										313 108 300 113	01/15- for vehicles without preparation	S	CAN	C	E	D1	L1	V	90
										321 106 300 113	-12/14 vehicles with preparation	S	CAN	C	E	D	--	H	45
Mercedes Sprinter Van 907+910, for vehicles without step	02/18-		313 641 600 001		60	21.7	20.2	150	3500										
Mercedes Sprinter Chassis Cab types 411-424 and 509-524 Vehicles with 5,0 t max. total weight, reduction to 4,6 t max. total weight is possible wheelbase: 3665 + 4325 mm towball: 329059600001	04/06-		313 275 600 001		90	18.0	20.2	150	3500	313 105 300 107	-12/14 for vehicles without preparation	S	CAN	C	E	--	--	V	90
										313 105 300 113	-12/14 for vehicles without preparation	S	CAN	C	E	D1	--	V	90
										313 107 300 113	01/15- for vehicles with preparation	S	CAN	C	E	D1	L1	H	45
										313 108 300 107	01/15- for vehicles without preparation	S	CAN	C	E	--	--	V	90
										313 108 300 113	01/15- for vehicles without preparation	S	CAN	C	E	D1	L1	V	90
										321 106 300 113	-12/14 vehicles with preparation	S	CAN	C	E	D	--	H	45

Mercedes Sprinter Chassis Cab types 209-224 and 309-324 Vehicles with 3,0 and 3,5 t max. total weight, increase to 3,8 t max. total weight is possible exc. vehicles with underrun guard towball: 329059600001	04/06-		313 377 600 001			90	20.0	18.1	150	3500		313 105 300 107	-12/14 for vehicles without preparation	S	CAN	C	E	--	--	V	90
												313 105 300 113	-12/14 for vehicles without preparation	S	CAN	C	E	D1	--	V	90
												313 107 300 113	01/15- for vehicles with preparation	S	CAN	C	E	D1	L1	H	45
												313 108 300 107	01/15- for vehicles without preparation	S	CAN	C	E	--	--	V	90
												313 108 300 113	01/15- for vehicles without preparation	S	CAN	C	E	D1	L1	V	90
												321 106 300 113	-12/14 vehicles with preparation	S	CAN	C	E	D	--	H	45
Mercedes Sprinter Chassis Cab - 3,8 t types 209-224 and 309-324 exc. vehicles with underrun guard towball: 329080600001	04/06-		313 522 600 001			60	19.6	20.2	240	3500		313 105 300 107	-12/14 for vehicles without preparation	S	CAN	C	E	--	--	V	90
												313 105 300 113	-12/14 for vehicles without preparation	S	CAN	C	E	D1	--	V	90
												313 107 300 113	01/15- for vehicles with preparation	S	CAN	C	E	D1	L1	H	45
												313 108 300 107	01/15- for vehicles without preparation	S	CAN	C	E	--	--	V	90
												313 108 300 113	01/15- for vehicles without preparation	S	CAN	C	E	D1	L1	V	90
												321 106 300 113	-12/14 vehicles with preparation	S	CAN	C	E	D	--	H	45
Mercedes Sprinter Chassis Cab types 411-424 and 509-524 Vehicles with 5,0 t max. total weight, reduction to 4,6 t max. total weight is possible wheelbase: 3665 + 4325 mm inc. towball: 329059600001	04/06-12/14	KIT 	313 275 900 113			90	20.0	20.2	150	3500		included in the KIT 313 105 300 113	-12/14 for vehicles without preparation	S	CAN	C	E	D1	--	V	90
Mercedes Sprinter Chassis Cab types 209-224 and 309-324 Vehicles with 3,0 and 3,5 t max. total weight, increase to 3,8 t max. total weight is possible exc. vehicles with underrun guard inc. towball 329059600001	04/06-12/14	KIT 	313 377 900 113			90	22.0	18.1	150	3500		included in the KIT 313 105 300 113	-12/14 for vehicles without preparation	S	CAN	C	E	D1	--	V	90















Mercedes class X	02/17-	KIT		332 337 900 113			30	32.0	17.2	140	3500		included in the KIT 332 354 300 113				S	FRE	--	E2	D1	L1	H	90	
------------------	--------	-----	---	-----------------	--	--	----	------	------	-----	------	--	---	--	--	--	---	-----	----	----	----	----	---	----	--

Mitsubishi Colt 5 doors	06/04-12/12		340 074 600 001		90	20.0	6.4	50	1000	300 072 300 107 300 072 300 113			--	FRE	--	--	--	--	V		
																--	FRE	--	--	D1	L1
Mitsubishi Colt 3 doors, CZ3	06/05-12/12		340 068 600 001	→	90	19.0	5.0	50	750	300 072 300 107 300 072 300 113			--	FRE	--	--	--	--	V		
																--	FRE	--	--	D1	L1
Mitsubishi Crossover ASX	06/10-		340 092 600 001		90	22.0	8.5	70	1400	340 093 300 113			S	A	--	--	D	L	H	60	
		KIT		340 092 900 113		90	24.0	8.5	70	1400	included in the KIT 340 093 300 113			S	A	--	--	D	L	H	60
KIT		340 093 900 113		90	26.0	8.5	70	1400	included in the KIT 340 093 300 113			S	A	--	--	D	L	H	60		
Mitsubishi Eclipse Cross	10/17-		340 131 600 001		45	24.7	9.0	80	1600	340 099 300 113			S	A	--	E2	D	L	V	75	
		KIT		340 131 900 113		45	25.9	9.0	80	1600	included in the KIT 340 099 300 113			S	A	--	E2	D	L	V	75
KIT		340 132 900 113		45	27.2	9.0	80	1600	included in the KIT 340 099 300 113			S	A	--	E2	D	L	V	75		
Mitsubishi L200 Club-Cab, Single-Cab Double-Cab -07/09 exc. Double-Cab 08/09-	01/06-07/15		340 089 600 001		90	35.0	14.7	120	3000	300 052 300 107 300 052 300 113			--	FRE	--	E1	--	--	V		
																--	FRE	--	E1	D1	--
Mitsubishi L200 Double-Cab incl. Longbed	08/09-07/15		340 091 600 001		60	35.0	14.7	120	3000	300 052 300 107 300 052 300 113			--	FRE	--	E1	--	--	V		
																--	FRE	--	E1	D1	--
Mitsubishi L200 Double Cab	07/15-		340 124 600 001		60	31.5	14.7	125	3100	340 136 300 107 340 136 300 113			S	C2	--	--	--	--	V	90	
																S	C2	--	--	D	L1
		KIT		340 124 900 113		60	35.5	14.7	125	3100	included in the KIT 340 136 300 113			S	C2	--	--	D	L1	V	90

Mitsubishi





















Nissan Almera Tino	08/00-12/06		332 162 600 001		>150	17.0	8.4	75	1650	300 072 300 107 300 072 300 113			--	FRE	--	--	--	--	V	
Nissan Cabstar Chassis Cab NT 400 type 406 inc. towball 329059600001	10/06-		332 273 600 001		60	22.5	19.4	150	3500	300 201 300 113			--	A	--	E1	D1	--	V	
Nissan Interstar Van	01/98-12/10		316 124 600 001		60	28.5	13.7	85	2300	300 052 300 107 300 052 300 113	-11/03 -11/03		--	FRE	--	E1	--	--	V	
Nissan Interstar Van inc. towball 329057600001 When mounting the swap system please order towball order no. 329059600001. exc. Master Maxi	01/98-12/10		316 126 600 001		60	29.8	15.3	80	2800	300 052 300 107 300 052 300 113	-11/03 -11/03		--	FRE	--	E1	--	--	V	
Nissan Interstar Chassis Cab inc. towball 329057600001 When mounting the swap system please order towball order no. 329059600001.	01/98-12/10		316 126 600 001		60	29.8	15.3	80	2800	300 052 300 107 300 052 300 113	-10/03 -10/03		--	FRE	--	E1	--	--	V	
Nissan Juke 2 WD exc. Nismo	10/10-		332 304 600 001		60	25.0	8.5	75	1500	332 305 300 113			S	A	--	E1	D1	L1	V	60
		KIT		332 304 900 113		60	27.0	8.5	75	1500	included in the KIT 332 305 300 113		S	A	--	E1	D1	L1	V	60
Nissan Juke 4 WD exc. Nismo	10/10-		332 305 600 001		60	27.0	8.5	75	1500	332 305 300 113			S	A	--	E1	D1	L1	V	60
		KIT		332 305 900 113		60	29.0	8.5	75	1500	included in the KIT 332 305 300 113		S	A	--	E1	D1	L1	V	60
Nissan Kubistar	01/02-12/09		316 201 600 001		60	12.0	7.6	75	1320											
Nissan Kubistar 4x4	01/02-12/09		316 205 600 001		60	12.0	7.6	75	1320											

Nissan

Nissan NV 200 / Evalia exc. e-NV 200	10/09-			332 264 600 001	→ 	120	18.0	7.5	75	1100	332 265 300 113				S	FRE	--	--	D1	L1	V	60
				332 267 600 001	→	120	22.0	7.5	75	1100												
				332 265 600 001	→ 	120	20.0	7.5	75	1100												
		KIT		332 264 900 113	→ 	120	20.0	7.5	75	1100	included in the KIT 332 265 300 113	S	FRE	--	--	D1	L1	V	60			
		KIT		332 265 900 113	→ 	120	22.0	7.5	75	1100	included in the KIT 332 265 300 113	S	FRE	--	--	D1	L1	V	60			
Nissan NV 300	01/16-			316 408 600 001		60	25.0	12.1	80	2000	316 312 300 107			S	FRE	--	E2	--	--	H	90	
				316 312 600 001		60	25.0	12.1	80	2000	316 312 300 113	S	FRE	--	E2	D1	L1	H	90			
		KIT		316 311 900 113		60	26.3	12.1	80	2000	included in the KIT 316 312 300 113	S	FRE	--	E2	D1	L1	H	90			
Nissan NV 400 box/estate front wheel drive	03/10-			316 318 600 001		60	19.3	14.3	100	2500	316 300 300 107	for vehicles without central plug connection	S	FRE	--	E1	--	--	H	45		
											316 300 300 113	for vehicles without central plug connection	S	FRE	--	E1	D1	L1	H	45		
											316 318 300 113	for vehicles with central plug connection	S	FRE	--	E2	D1	L1	H	15		
Nissan NV 400 box/estate rear wheel drive	03/10-			316 327 600 001		60	19.7	14.3	100	2500	316 300 300 107	for vehicles without central plug connection	S	FRE	--	E1	--	--	H	45		
											316 300 300 113	for vehicles without central plug connection	S	FRE	--	E1	D1	L1	H	45		
											316 318 300 113	for vehicles with central plug connection	S	FRE	--	E2	D1	L1	H	15		






















Nissan NV 400 box/estate rear wheel drive with twin wheels	03/10-		316 328 600 001 →		60	19.7	15.8	100	3000		316 300 300 107	for vehicles without central plug connection	S	FRE	--	E1	--	--	H	45								
											316 300 300 113	for vehicles without central plug connection	S	FRE	--	E1	D1	L1	H	45								
											316 318 300 113	for vehicles with central plug connection	S	FRE	--	E2	D1	L1	H	15								
Nissan NV 400 platform front + rear wheel drive	07/10-		316 347 600 001		60	16.5	13.7	85	2300		300 201 300 113	for vehicles with preparation	--	A	--	E1	D1	--	V									
											316 319 300 113		S	FRE	--	E1	D1	--	H	15								
Nissan NV 400 platform rear wheel drive with twin wheels	07/10-		316 329 600 001		60	15.0	15.8	100	3000		300 201 300 113	--	A	--	E1	D1	--	V										
											316 319 300 113	S	FRE	--	E1	D1	--	H	15									
Nissan Navara D23	01/16-	KIT	332 337 900 113		30	32.0	17.2	140	3500		included in the KIT 332 354 300 113	01/16-	S	FRE	--	E2	D1	L1	H	90								
Nissan Note	03/06-10/13		332 239 600 001		90	16.5	6.9	50	1200		300 072 300 107	--	FRE	--	--	--	--	V										
											300 072 300 113	--	FRE	--	--	D1	L1	V										
Nissan Note exc. DIG-S CVT	10/13-		332 308 600 001		90	15.0	3.5	45	450		300 210 300 107	--	A	--	E1	--	--	V	90									
											300 210 300 113	--	A	--	E1	D1	L1	V	90									
Nissan Pathfinder	03/05-12/14		332 301 600 001		60	15.0	16.4	140	3500		332 303 300 113		S	FRE	--	E2	D1	L1	V	75								
																						332 302 600 001		60	15.0	16.4	140	3500
		KIT		332 301 900 113		60	17.0	16.4	140	3500	included in the KIT 332 303 300 113	S	FRE	--	E2	D1	L1	V	75									
		KIT		332 303 900 113		>150	18.0	16.4	140	3500	included in the KIT 332 303 300 113	S	FRE	--	E2	D1	L1	V	75									

Nissan












Nissan Pick-up D40 Navarra for vehicles with bumper with integrated step inc. towball 329076600001 if using a swap system (bolt coupling or 4-whole-towball) an additional plate is necessary, order no. 932245605002	07/05-12/15		332 321 600 001		60	25.0	15.5	120	3000		300 052 300 107			--	FRE	--	E1	--	--	V												
											300 052 300 113												--	FRE	--	E1	D1	--	V			
Nissan Pixo	09-		332 306 600 001		90	15.0	4.2	50	650																							
Nissan Primastar	03-09/14		314 364 600 001		60	21.0	12.3	85	2100		314 364 300 113	-08/06	S																			
											314 860 300 113													08/06-03/10	S	FRE	--	--	D1	L1	H	60
											314 870 300 113													03/10-	S	FRE	--	--	D1	L1	H	60
Nissan Primastar	08/06-03/10	KIT		314 364 900 113		60	23.0	12.3	85	2100		included in the KIT 314 860 300 113	08/06-03/10	S	FRE	--	--	D1	L1	H	60											
Nissan Primastar	03/10-09/14	KIT		314 870 900 113		60	23.0	12.3	85	2100		included in the KIT 314 870 300 113	03/10-	S	FRE	--	--	D1	L1	H	60											
Nissan Pulsar	09/14-		332 330 600 001		60	25.0	7.4	75	1200		332 314 300 107			S	A	--	--	--	--	V	90											
											332 314 300 113												S	A	--	--	D1	L1	V	90		
											KIT													332 329 900 113		60	25.0	7.4	75	1200		included in the KIT 332 314 300 113
KIT		332 330 900 113		60	26.0	7.4	75	1200		included in the KIT 332 314 300 113	S	A	--	--	D1	L1	V	90														
Nissan Pulsar exc. AdBlue models	09/14-		332 329 600 001		60	22.5	7.4	75	1200		332 314 300 107			S	A	--	--	--	--	V	90											
											332 314 300 113											S	A	--	--	D1	L1	V	90			
Nissan Qashqai, Qashqai +2 exc. AdBlue	02/07-		332 319 600 001		120	22.0	9.4	100	1800		332 262 300 107		-01/14	S	A	--	--	--	--	V	75											
											332 262 300 113											-01/14	S	A	--	--	D1	L1	V	75		
											332 327 300 107											02/14-	S	FRE	--	E2	--	--	H	60		
											332 327 300 113											02/14-	S	FRE	--	E2	D	L1	H	60		





















Nissan Qashqai, Qashqai +2 exc. AdBlue	02/07-01/14	KIT		332 246 900 113		120	24.0	9.4	100	1800		included in the KIT 332 262 300 113	-01/14	S	A	--	--	D1	L1	V	75
		KIT		332 247 900 113		120	27.0	9.4	100	1800		included in the KIT 332 262 300 113	-01/14	S	A	--	--	D1	L1	V	75
Nissan Qashqai, Qashqai +2 exc. AdBlue	02/14-	KIT		332 326 900 113		120	24.0	9.4	100	1800		included in the KIT 332 327 300 113	02/14-	S	FRE	--	E2	D	L1	H	60
		KIT		332 327 900 113		120	27.0	9.4	100	1800		included in the KIT 332 327 300 113	02/14-	S	FRE	--	E2	D	L1	H	60
Nissan X-Trail	09/01-06/07			332 237 600 001		150	17.4	11.8	100	2500		300 061 300 107		--	C2	--	--	--	--	V	
												300 061 300 113		--	C2	--	--	--	--	V	
Nissan X-Trail	06/07-07/14			332 261 600 001		90	26.0	10.8	100	2200		332 262 300 107		S	A	--	--	--	--	V	75
				332 262 600 001		90	27.5	10.8	100	2200		332 262 300 113		S	A	--	--	D1	L1	V	75
		KIT		332 261 900 113		90	28.0	10.8	100	2200		included in the KIT 332 262 300 113		S	A	--	--	D1	L1	V	75
		KIT		332 262 900 113		90	29.5	10.8	100	2200		included in the KIT 332 262 300 113		S	A	--	--	D1	L1	V	75
Nissan X-Trail	07/14-			332 323 600 001		90	27.0	10.9	80	2000		332 327 300 107		S	FRE	--	E2	--	--	H	60
												332 327 300 113		S	FRE	--	E2	D	L1	H	60















Peugeot

Peugeot 1007 exc. RC/120 HC with double tube exhaust system	07/05-12/09		304 074 600 001			120	16.0	6.6	80	1100		300 210 300 107		-01/08	--	A	--	E1	--	--	V	90	
			300 210 300 113			-01/08	--	A	--	E1		D1		L1	V	90							
			304 402 300 107			02/08-	S	CAN	C1	E		--		--	V	105							
			304 402 300 113			02/08-	S	CAN	C1	E		D		L1	V	105							
Peugeot 2008	06/13-		315 189 600 001			120	18.0	6.7	55	1150		315 185 300 107			S	CAN	C	E	--	--	V	60	
			315 190 600 001				120	21.0	6.7	55		1150		315 185 300 113		S	CAN	C	E	D	L1	V	60
		KIT		315 189 900 113			120	18.0	6.7	55	1150		315 185 300 113			S	CAN	C	E	D	L1	V	60
		KIT		315 190 900 113			120	21.0	6.7	55	1150		315 185 300 113			S	CAN	C	E	D	L1	V	60
Peugeot 206 XS, Gti, CC, RC 99- XR/XT 04/03- 206+ 09- exc. SW	99-		315 170 600 001			90	16.0	6.8	50	1200		300 072 300 107			--	FRE	--	--	--	--	V		
			300 072 300 113				--	FRE	--	--		D1		L1	V								
Peugeot 207 inc. 207 cc convertible, inc. 207 RC - 175 HP, inc. 207 van type WG, inc. Sport	04/06-		315 113 600 001			75	16.5	6.7	60	1200		304 402 300 107			S	CAN	C1	E	--	--	V	105	
			315 114 600 001				75	17.5	6.7	60		1200		304 402 300 113		S	CAN	C1	E	D	L1	V	105
		KIT		315 113 900 113			75	18.5	6.7	60	1200		304 402 300 113			S	CAN	C1	E	D	L1	V	105
		KIT		315 114 900 113			75	19.5	6.7	60	1200		304 402 300 113			S	CAN	C1	E	D	L1	V	105

Peugeot









Peugeot 307 Hatchback	07/05-	KIT		315 109 900 113		60	23.0	9.1	80	1700		included in the KIT 304 401 300 113	07/05-	S	CAN	C1	E	D	L1	V	105
Peugeot 307 SW 7 seats and minibus	06/02-			315 099 600 001		45	19.0	9.1	60	1700		300 072 300 107	-07/05	--	FRE	--	--	--	--	V	
												300 072 300 113	-07/05	--	FRE	--	--	D1	L1	V	
												304 401 300 107	07/05-	S	CAN	C1	E	--	--	H	105
												304 401 300 113	07/05-	S	CAN	C1	E	D	L1	V	105
Peugeot 307 SW 7 seats and minibus	07/05-	KIT		315 099 900 113		45	21.0	9.1	60	1700	included in the KIT 304 401 300 113	07/05-	S	CAN	C1	E	D	L1	V	105	
Peugeot 308 Hatchback exc. GTi / 200 HP	10/07-05/11			315 109 600 001		60	21.0	9.1	80	1700		315 109 300 107		S	CAN	C	E	--	--	V	105
												315 109 300 113		S	CAN	C	E	D	L1	V	105
Peugeot 308 Hatchback exc. GTi (200 HP), Premium,vehicles with sport rear bumper	05/11-09/13	KIT		315 401 900 113		60	23.0	9.1	80	1700		included in the KIT 315 109 300 113		S	CAN	C	E	D	L1	V	105
														S	CAN	C	E	--	--	V	105
Peugeot 308 Hatchback exc. GTI	09/13-			304 151 600 001		90	21.0	9.5	75	1750		304 152 300 107		S	CAN	C	E	--	--	V	75
												304 152 300 113		S	CAN	C	E	D1	L1	V	75
Peugeot 308 Hatchback inc. GT exc. GTI	09/13-	KIT		304 151 900 113		90	21.0	9.5	75	1750		included in the KIT 304 152 300 113		S	CAN	C	E	D1	L1	V	75
														S	CAN	C	E	--	--	V	75
Peugeot 308 Hatchback inc. GT exc. GTI	09/13-			304 152 600 001		90	24.0	9.5	75	1750		304 152 300 107		S	CAN	C	E	--	--	V	75
												304 152 300 113		S	CAN	C	E	D1	L1	V	75
Peugeot 308 cc, Convertible exc. GTi / 200 HP	03/09-03/15			304 152 900 113		90	24.0	9.5	75	1750		included in the KIT 304 152 300 113		S	CAN	C	E	D1	L1	V	75
														S	CAN	C	E	--	--	V	105
Peugeot 308 cc, Convertible exc. GTi / 200 HP	03/09-03/15			315 150 600 001		120	22.6	8.4	80	1500		315 109 300 107		S	CAN	C	E	--	--	V	105
												315 109 300 113		S	CAN	C	E	D	L1	V	105








Peugeot 308 SW	05/08-05/14		315 151 600 001			120	17.6	9.5	74	1700		315 109 300 107			S	CAN	C	E	--	--	V	105	
			315 152 600 001	→		120	22.0	9.5	74	1700		315 109 300 113			S	CAN	C	E	D	L1	V	105	
		KIT		315 151 900 113			120	19.6	9.5	74	1700		included in the KIT 315 109 300 113			S	CAN	C	E	D	L1	V	105
		KIT		315 152 900 113	→		120	24.0	9.5	74	1700		included in the KIT 315 109 300 113			S	CAN	C	E	D	L1	V	105
Peugeot 308 SW exc. GT	05/14-02/18		304 151 600 001			90	21.0	9.5	75	1750													
			304 152 600 001			90	24.0	9.5	75	1750													
Peugeot 4007	09/07-12/12		340 094 600 001			90	27.0	10.9	100	2000		340 075 300 113			S	FRE	--	E	D	L	H	75	
		KIT		340 094 900 113			90	29.0	10.9	100	2000		included in the KIT 340 075 300 113			S	FRE	--	E	D	L	H	75
Peugeot 4008	03/12-		340 092 600 001			90	22.0	8.5	70	1400													
			340 093 600 001			90	24.0	8.5	70	1400		340 093 300 113			S	A	--	--	D	L	H	60	
		KIT		340 092 900 113			90	24.0	8.5	70	1400		included in the KIT 340 093 300 113			S	A	--	--	D	L	H	60
		KIT		340 093 900 113			90	26.0	8.5	70	1400		included in the KIT 340 093 300 113			S	A	--	--	D	L	H	60























Peugeot 807	09/02-12/14		315 098 600 001		75	19.8	10.8	100	1900	300 210 300 113		-09/05	--	A	--	E1	D1	L1	V	90				
			315 097 600 001		75	22.0	10.8	100	1900			304 400 300 107	10/05-	S	CAN	C1	E	--	--	H	105			
												304 400 300 113	10/05-	S	CAN	C1	E	D	L1	H	105			
												315 097 300 107	-09/05	S	FRE	--	E	--	--	H	45			
Peugeot 807	10/05-	KIT		315 098 900 113		75	21.8	10.8	100	1900	included in the KIT 304 400 300 113		10/05-	S	CAN	C1	E	D	L1	H	105			
				315 097 900 113		75	24.0	10.8	100	1900			included in the KIT 304 400 300 113	10/05-	S	CAN	C1	E	D	L1	H	105		
Peugeot Bipper + Tepee exc. vehicles with gas drive	02/08-		306 349 600 001		150	16.5	7.5	75	1300	306 580 300 107			S	FRE	--	E	--	--	V	120				
					306 351 600 001	150	17.0	7.5	75				1300	306 580 300 113	S	FRE	--	E	D1	L1	V	120		
					306 350 600 001	150	17.0	7.5	75				1300			S	FRE	--	E	D1	L1	V	120	
			KIT			306 349 900 113	150	18.5	7.5				75		1300	included in the KIT 306 580 300 113	S	FRE	--	E	D1	L1	V	120
			KIT			306 350 900 113	150	19.0	7.5				75		1300	included in the KIT 306 580 300 113	S	FRE	--	E	D1	L1	V	120
Peugeot Boxer Van inc. 4 WD exc. vehicles with gas bottle instead of the spare wheel 4 WD: bolt kit (order no. 906216650002) must be ordered separately. Towball for vehicles with standard chassis: 329089600001 (not included). Towball for vehicles with 16" wheels and reinforced springs: 329062600001 (not included). When mounting swap system to vehicles with standard chassis we recommend towball 329059600001 (not included).	03/94-06/06		306 216 600 001		60	32.7	13.3	150	2500	306 216 300 113			03/02-	S	FRE	--	E	D1	L1	V	75			
Peugeot Boxer Van inc. towball	02/95-06/06		306 329 600 001		60	29.0	12.5	130	2000				306 216 300 113			03/02-	S	FRE	--	E	D1	L1	V	75







Peugeot

Peugeot

















Peugeot Boxer Van inc. towball For vehicles with long superstructure L4/XL please order separately a set distance tubes to strengthen the framework, no. 906270650003. Some vehicles 03/08- do not have chassis bores. In this case it is necessary to bore them subsequent. For the mounting time will last 120 min. longer.	06/06-		306 357 600 001		60	21.0	15.8	150	3000		306 271 300 107	02/11- from chassis no. 1948841	S	FRE	--	E	--	--	V	105	
											306 271 300 113	02/11- from chassis no. 1948841	S	FRE	--	E	D1	L1	V	105	
											306 510 300 107	-02/11 chassis no. 1948840	S	FRE	--	E	--	--	V	105	
											306 510 300 113	-02/11 chassis no. 1948840	S	FRE	--	E	D1	L1	V	105	
Peugeot Boxer Van For vehicles with long superstructure L4/XL please order separately a set distance tubes to strengthen the framework, no. 906270650003. Some vehicles 03/08- do not have chassis holes. In this case it is necessary to drill them subsequently. For this mount	06/06-		306 271 600 001		60	32.0	16.9	150	3000		306 271 300 107	02/11- from chassis no. 1948841	S	FRE	--	E	--	--	V	105	
											306 271 300 113	02/11- from chassis no. 1948841	S	FRE	--	E	D1	L1	V	105	
											306 510 300 107	-02/11 chassis no. 1948840	S	FRE	--	E	--	--	V	105	
											306 510 300 113	-02/11 chassis no. 1948840	S	FRE	--	E	D1	L1	V	105	
Peugeot Boxer Van van / minibus For vehicles with long superstructure L4/XL please order separately a set distance tubes to strengthen the framework, no. 906270650003. Some vehicles 03/08- do not have chassis bores. In this case it is necessary to bore them subsequent. For the mounting time will last 120 min. longer.	06/06-02/11	KIT		306 271 900 113		60	34.0	16.9	150	3000		included in the KIT 306 510 300 113	-02/11 chassis no. 1948840	S	FRE	--	E	D1	L1	V	105
Peugeot Boxer Van For vehicles with long superstructure L4/XL please order separately a set distance tubes to strengthen the framework, no. 906270650003. Some vehicles 03/08- do not have chassis bores. In this case it is necessary to bore them subsequent. For the mounting time will last 120 min. longer.	02/11-	KIT		306 272 900 113		60	34.0	16.9	150	3000		included in the KIT 306 271 300 113	02/11- from chassis no. 1948841	S	FRE	--	E	D1	L1	V	105













Peugeot Boxer Van inc. towball 329059600001 For vehicles with long superstructure L4/XL please order separately a set distance tubes to strengthen the framework, no. 906270650003. Some vehicles 03/08- do not have chassis holes. In this case it is necessary to drill them su	06/06-			306 330 600 001		60	32.0	16.9	150	3000		306 271 300 107	02/11- from chassis no. 1948841	S	FRE	--	E	--	--	V	105
												306 271 300 113	02/11- from chassis no. 1948841	S	FRE	--	E	D1	L1	V	105
												306 510 300 107	-02/11 chassis no. 1948840	S	FRE	--	E	--	--	V	105
												306 510 300 113	-02/11 chassis no. 1948840	S	FRE	--	E	D1	L1	V	105
Peugeot Boxer Van inc. towball 329059600001 For vehicles with long superstructure L4/XL please order separately a set distance tubes to strengthen the framework, no. 906270650003. Some vehicles 03/08- do not have chassis bores. In this case it is necessary to bore them subsequent. For the mounting time will last 120 min. longer.	06/06-02/11	KIT		306 330 900 113		60	34.0	16.9	150	3000		included in the KIT 306 510 300 113	-02/11 chassis no. 1948840	S	FRE	--	E	D1	L1	V	105
Peugeot Boxer Van inc. towball 329059600001 For vehicles with long superstructure L4/XL please order separately a set distance tubes to strengthen the framework, no. 906270650003. Some vehicles 03/08- do not have chassis bores. In this case it is necessary to bore them subsequent. For the mounting time will last 120 min. longer.	02/11-	KIT		306 357 900 113		60	34.0	16.9	150	3000		included in the KIT 306 271 300 113	02/11- from chassis no. 1948841	S	FRE	--	E	D1	L1	V	105
Peugeot Boxer Chassis Cab inc. 4 WD exc. vehicles with gas bottle instead of the spare wheel 4 WD: bolt kit (order no. 906216650002) must be ordered separately. Towball for vehicles with standard chassis: 329089600001 (not included). Towball for vehicles with 16" wheels and reinforced springs: 329062600001 (not included). When mounting swap system to vehicles with standard chassis we recommend towball 329059600001 (not included).	03/94-06/06			306 216 600 001		60	32.7	13.3	150	2500		300 052 300 107 300 052 300 113 300 060 300 113	03/02- -03/02	--	FRE	--	E1	--	--	V	
													03/02-	--	FRE	--	E1	D1	--	V	
														--	C2	--	E1	D1	L1	H	45













Peugeot Expert	01/07-06/16			306 331 600 001		75	22.5	12.2	122	2200		304 400 300 107	-06/16	S	CAN	C1	E	--	--	H	105
				306 333 600 001		75	22.5	12.2	122	2200		304 400 300 113	-06/16	S	CAN	C1	E	D	L1	H	105
		KIT		306 331 900 113		75	22.5	12.2	122	2200		included in the KIT 304 400 300 113	-06/16	S	CAN	C1	E	D	L1	H	105
		KIT		306 333 900 113		75	24.5	12.2	122	2200		included in the KIT 304 400 300 113	-06/16	S	CAN	C1	E	D	L1	H	105
Peugeot Expert / Traveller inc. towball 329080600001	07/16-	KIT		304 190 900 113		45	31.0	13.9	104	2500		included in the KIT 304 157 300 113		S	CAN	C	E	D	L1	H	90
Peugeot Expert / Traveller	07/16-			335 105 600 001		60	26.1	13.9	104	2500		304 157 300 113		S	CAN	C	E	D	L1	H	90
		KIT		335 105 900 113		60	27.2	13.9	104	2500		included in the KIT 304 157 300 113		S	CAN	C	E	D	L1	H	90
		KIT		335 106 900 113		60	28.5	13.9	104	2500		included in the KIT 304 157 300 113		S	CAN	C	E	D	L1	H	90
Peugeot Partner Van	11/96-04/08			304 054 600 001		90	14.8	7.8	70	1350											
				304 132 600 001		60	13.0	7.8	70	1350											
Peugeot Partner Van long superstructure + Tepee, vehicle length = 4628 mm	08-11/11	KIT		304 129 900 113		90	18.3	8.7	64	1600		included in the KIT 304 400 300 113	-11/11 -> OPR12775	S	CAN	C1	E	D	L1	H	105
		KIT		304 131 900 113		90	21.0	8.7	64	1600		included in the KIT 304 400 300 113	-11/11 -> OPR12775	S	CAN	C1	E	D	L1	H	105
Peugeot Partner Van long superstructure + Tepee, vehicle length = 4628 mm	08-08/18			304 129 600 001		90	16.3	8.7	64	1600		304 400 300 107	-11/11 -> OPR12775	S	CAN	C1	E	--	--	H	105
				304 131 600 001		90	19.0	8.7	64	1600		304 400 300 113	-11/11 -> OPR12775	S	CAN	C1	E	D	L1	H	105
				304 131 600 001		90	19.0	8.7	64	1600		304 402 300 107	11/11- OPR12776->	S	CAN	C1	E	--	--	V	105
				304 131 600 001		90	19.0	8.7	64	1600		304 402 300 113	11/11- OPR12776->	S	CAN	C1	E	D	L1	V	105

Peugeot Rifter L1 inc. Partner	09/18-		304 207 600 001	60	20.0	8.6	75	1500													
				304 208 600 001	60	21.0	8.6	75	1500												
				304 209 600 001	60	20.5	8.6	75	1500												
Peugeot Rifter L2 inc. Partner	09/18-		304 210 600 001	60	21.0	8.6	75	1500													
				304 211 600 001	60	22.0	8.6	75	1500												
				304 212 600 001	60	21.5	8.6		1500												
















Porsche













Porsche Cayenne Please order separately cover for bumper cutout at Porsche dealer' s. exc. vehicles with spare wheel on the tailgate	12/02-04/10	KIT		321 500 900 113		150	36.0	16.4	140	3500		included in the KIT 321 500 300 113	-04/10	S	CAN	--	E	D	L1	H	45	
Porsche Cayenne	12/02-05/17			321 735 600 001		150	33.5	16.4	140	3500		321 500 300 113	-04/10	S	CAN	--	E	D	L1	H	45	
												321 765 300 107	04/10-05/17 exc. vehicles with ACC / distance control	S	CAN	C	E	D	L1	V	180	
												321 765 300 113	04/10-05/17 excl. cars with ACC / distance control	S	CAN	C	E	D	L1	V	180	
Porsche Cayenne models 12/02-04/10: Please order separately cover for bumper cutout at Porsche dealer' s. exc. vehicles with spare wheel on the tailgate	12/02-05/17			321 736 600 001		150	34.0	16.4	140	3500		321 500 300 113	-04/10	S	CAN	--	E	D	L1	H	45	
												321 765 300 107	04/10-05/17 exc. vehicles with ACC / distance control	S	CAN	C	E	D	L1	V	180	
												321 765 300 113	04/10-05/17 excl. cars with ACC / distance control	S	CAN	C	E	D	L1	V	180	
Porsche Cayenne	04/10-05/17	KIT		321 736 900 113		150	36.0	16.4	140	3500		included in the KIT 321 765 300 113	04/10-05/17 excl. cars with ACC / distance control	S	CAN	C	E	D	L1	V	180	
Porsche Cayenne	05/17-			322 063 600 001		60	25.1	15.7	191	3500												
				322 064 600 001		60	28.3	15.7	191	3500												
Porsche Macan	04/14-			327 068 600 001		90	21.0	12.1	100	2400		327 068 300 113		S	CAN	C	E	D	L1	H	30	
		KIT		327 068 900 113		90	23.0	12.1	100	2400		included in the KIT 327 068 300 113		S	CAN	C	E	D	L1	H	30	

Renault Alaskan	09/17-	KIT 	332 337 900 113			30	32.0	17.2	140	3500		included in the KIT 332 354 300 113			S	FRE	--	E2	D1	L1	H	90		
Renault Captur	05/13-		316 354 600 001			90	14.0	7.1	75	1200		316 337 300 107			S	A	--	E2			H	90		
			316 355 600 001			90	16.0	7.1	75	1200		316 337 300 113			S	A	--	E2	D1	L1	H	90		
		KIT 	316 354 900 113			90	16.0	7.1	75	1200		included in the KIT 316 337 300 113			S	A	--	E2	D1	L1	H	90		
		KIT 	316 355 900 113			90	18.0	7.1	75	1200		included in the KIT 316 337 300 113			S	A	--	E2	D1	L1	H	90		
Renault Clio II Phase I + II, exc. Phase IV, exc. Clio Sport V6	09/98-10/05		316 187 600 001			90	14.5	6.2	75	1200		300 072 300 113	-05/01 (Phase I)		--	FRE	--	--	D1	L1	V			
Renault Clio III Phase I + II exc. Clio Sport 197/201 HP exc. RS-Cup exc. GT	10/05-		316 354 600 001			90	14.0	7.1	75	1200		316 252 300 113			S	FRE	--	--	D1	L1	H	45		
			316 355 600 001			90	16.0	7.1	75	1200														
		KIT 	316 251 900 113			60	15.0	7.1	75	1200		included in the KIT 316 252 300 113			S	FRE	--	--	D1	L1	H	45		
		KIT 	316 252 900 113			90	17.0	7.1	75	1200		included in the KIT 316 252 300 113			S	FRE	--	--	D1	L1	H	45		
Renault Clio III Grandtour inc. Sport Tourer	01/08-01/13		316 277 600 001			90	18.0	7.0	75	1200														
		KIT 	316 277 900 113			90	20.0	7.0	75	1200		included in the KIT 316 252 300 113			S	FRE	--	--	D1	L1	H	45		








Renault Espace	06/15-			316 386 600 001			120	22.0	11.0	80	2000		316 403 300 113			S	FRE	--	E2	D1	L1	H	90									
				316 387 600 001			120	25.0	11.0	80	2000																					
		KIT		316 386 900 113			120	26.0	11.0	80	2000		included in the KIT 316 403 300 113			S	FRE	--	E2	D1	L1	H	90									
		KIT		316 387 900 113			120	29.0	11.0	80	2000		included in the KIT 316 403 300 113			S	FRE	--	E2	D1	L1	H	90									
Renault Fluence	03/10-			316 308 600 001			120	22.5	7.5	75	1300		300 210 300 107			--	A	--	E1	--	--	V	90									
										300 210 300 113	--	A	--											E1	D1	L1	V	90				
Renault Grand Kangoo 7 seats	02/08-			316 268 600 001			60	23.0	8.2	75	1350		316 353 300 107	05/13-		S	FRE	--		--	--	H	60									
				316 269 600 001			60	23.0	8.2	75	1350		316 353 300 113											05/13-	S	FRE	--		D1	L1	H	60
													316 440 300 113											-04/13 exc. vehicles with start-/stop automatic	S	FRE	--	E2	D1	L1	H	45
Renault Grand Kangoo 7 seats	05/13-	KIT		316 352 900 113			60	25.0	8.2	75	1350		included in the KIT 316 353 300 113	05/13-		S	FRE	--		D1	L1	H	60									
				316 353 900 113			60	25.0	8.2	75	1350		included in the KIT 316 353 300 113											05/13-	S	FRE	--		D1	L1	H	60
Renault Grand Modus exc. vehicles with rear end carrier system Velofix	01/08-			316 354 600 001			90	14.0	7.1	75	1200		300 210 300 113			--	A	--	E1	D1	L1	V	90									
				316 355 600 001			90	16.0	7.1	75	1200																					


















Renault

Renault Grand Scenic	04/09-08/16		316 295 600 001			90	18.5	8.2	75	1300		316 297 300 107			S	A	--	--	--	H	60	
			316 297 600 001			90	21.4	8.2	75	1300		316 297 300 113			S	A	--	--	D1	L1	H	60
	KIT		316 295 900 113			90	20.5	8.2	75	1300		included in the KIT 316 297 300 113			S	A	--	--	D1	L1	H	60
	KIT		316 297 900 113			90	23.4	8.2	75	1300		included in the KIT 316 297 300 113			S	A	--	--	D1	L1	H	60
Renault Grand Scenic	12/16-		316 431 600 001			25.3	10.2	75	1850		316 368 300 107			S	FRE	--	E	--	--	H	90	
											316 368 300 113			S	FRE	--	E	D1	L1	H	90	
Renault Kadjar	06/15-12/18		316 390 600 001			120	21.0	9.8	80	1800												
			316 391 600 001			120	22.0	9.8	80	1800												
Renault Kangoo exc. Kangoo-Rapid-Maxi Campus without limitation of year of construction	05/97-02/08		316 201 600 001			60	12.0	7.6	75	1320		300 061 300 107	-06/02	--	C2	--	--	--	--	V		
											300 061 300 113	-06/02	--	C2	--	--	--	--	V			
Renault Kangoo RX4, 4x4/Pampa/Freeworld exc. Kangoo Rapid	06/01-02/08		316 205 600 001			60	12.0	7.6	75	1320		300 061 300 107	-06/02	--	C2	--	--	--	--	V		
											300 061 300 113	-06/02	--	C2	--	--	--	--	V			
Renault Kangoo + Kangoo Rapid exc. BeBop	02/08-		316 268 600 001			60	23.0	8.2	75	1350		316 353 300 107	05/13-	S	FRE	--	--	--	H	60		
			316 269 600 001			60	23.0	8.2	75	1350		316 440 300 113	05/13-	S	FRE	--	D1	L1	H	60		
			316 269 600 001			60	23.0	8.2	75	1350		316 440 300 113	-04/13 exc. vehicles with start-/stop automatic	S	FRE	--	E2	D1	L1	H	45	
Renault Kangoo + Kangoo Rapid exc. BeBop	05/13-	KIT		316 352 900 113		60	25.0	8.2	75	1350		included in the KIT 316 353 300 113	05/13-	S	FRE	--	D1	L1	H	60		
		KIT		316 353 900 113		60	25.0	8.2	75	1350		included in the KIT 316 353 300 113	05/13-	S	FRE	--	D1	L1	H	60		







Renault Kangoo BeBop	02/09-		316 316 600 001			90	20.0	7.2	75	1100		316 353 300 107	06/13-	S	FRE	--	--	--	H	60		
			316 353 300 113			06/13-	S	FRE	--			D1	L1	H	60							
			316 440 300 113			-05/13	S	FRE	--	E2		D1	L1	H	45							
Renault Koleos inc. Phase I + II 09/11-	09/08-12/15		316 226 600 001			40	21.7	10.5	100	2000												
			316 227 600 001			40	23.8	10.5	100	2000												
Renault Koleos II	04/17-		316 453 600 001				75	27.2	10.8	80	1900											
			316 454 600 001				75	28.9	10.8	80	1900											
Renault Laguna Coupé exc. GT 4 control	01/09-		316 267 600 001				60	20.5	9.8	75	1700	300 210 300 113		--	A	--	E1	D1	L1	V	90	
Renault Laguna Grandtour exc. GT 4 control	01/08-		316 264 600 001			60	19.0	9.8	75	1700												
			316 265 600 001	60	20.0	9.8	75	1700														
Renault Laguna III Hatchback exc. GT 4 control	09/07-		316 262 600 001				60	22.0			8.8	75		1500	300 210 300 107		--	A	--	E1	--	--
									300 210 300 113	--			A		--		E1	D1	L1	V	90	
Renault Master Van exc. Master Maxi	01/98-12/10		316 124 600 001				60	28.5	13.7	85	2300	300 052 300 107	-11/03	--	FRE	--	E1	--	--	V		
												300 052 300 113	-11/03	--	FRE	--	E1	D1	--	V		
Renault Master Van inc. towball 329057600001 When mounting the swap system please order towball order no. 329059600001. exc. Master Maxi	01/98-12/10		316 126 600 001				60	29.8	15.3	80	2800	300 052 300 107	-11/03	--	FRE	--	E1	--	--	V		
												300 052 300 113	-11/03	--	FRE	--	E1	D1	--	V		



Renault

Renault Master Van front wheel drive	03/10-		316 318 600 001			60	19.3	14.3	100	2500		316 300 300 107	for vehicles without central plug connection	S	FRE	--	E1	--	--	H	45
												316 300 300 113	for vehicles without central plug connection	S	FRE	--	E1	D1	L1	H	45
												316 318 300 113	for vehicles with central plug connection	S	FRE	--	E2	D1	L1	H	15
Renault Master Van rear wheel drive	03/10-		316 327 600 001			60	19.7	14.3	100	2500		316 300 300 107	for vehicles without central plug connection	S	FRE	--	E1	--	--	H	45
												316 300 300 113	for vehicles without central plug connection	S	FRE	--	E1	D1	L1	H	45
												316 318 300 113	for vehicles with central plug connection	S	FRE	--	E2	D1	L1	H	15
Renault Master Van rear wheel drive with twin wheels	03/10-		316 328 600 001	→		60	19.7	15.8	100	3000		316 300 300 107	for vehicles without central plug connection	S	FRE	--	E1	--	--	H	45
												316 300 300 113	for vehicles without central plug connection	S	FRE	--	E1	D1	L1	H	45
												316 318 300 113	for vehicles with central plug connection	S	FRE	--	E2	D1	L1	H	15
Renault Master Chassis Cab inc. towball 329057600001 When mounting the swap system please order towball order no. 329059600001.	01/98-12/10		316 126 600 001			60	29.8	15.3	80	2800		300 052 300 107	-10/03	--	FRE	--	E1	--	--	V	
												300 052 300 113	-10/03	--	FRE	--	E1	D1	--	V	
Renault Master Chassis Cab front + rear wheel drive	07/10-		316 347 600 001			60	16.5	13.7	85	2300		316 319 300 113		S	FRE	--	E1	D1	--	H	15
Renault Master Chassis Cab rear wheel drive with twin wheels	07/10-		316 329 600 001			60	15.0	15.8	100	3000		316 319 300 113	for vehicles with preparation	S	FRE	--	E1	D1	--	H	15
Renault Maxity towball 329059600001 inc.	07-		332 273 600 001			60	22.5	19.4	150	3500		300 201 300 113		--	A	--	E1	D1	--	V	









Renault Mégane 5 doors exc. GT	11/08-01/16		316 352 600 001			120	18.0	8.7	75	1500		300 210 300 107			--	A	--	E1	--	--	V	90	
				316 363 600 001			120	21.0	8.7	75	1500		300 210 300 113			--	A	--	E1	D1	L1	V	90
Renault Mégane Coupé exc. Sport 250 HP exc. GT-Line	01/09-		316 352 600 001			120	18.0	8.7	75	1500		300 210 300 107			--	A	--	E1	--	--	V	90	
				316 363 600 001			120	21.0	8.7	75	1500		300 210 300 113			--	A	--	E1	D1	L1	V	90
Renault Mégane Hatchback 3 / 5 doors exc. GT	11/02-11/08		316 352 600 001			120	18.0	8.7	75	1500		300 072 300 107			--	FRE	--	--	--	--	V		
				316 363 600 001			120	21.0	8.7	75	1500		300 072 300 113			--	FRE	--	--	D1	L1	V	
Renault Mégane Hatchback exc. GT + GT line	09/16-		316 359 600 001			75	23.2	10.0	75	1900		316 359 300 107			S	FRE	--	E2	--	--	V	90	
			316 359 300 113									316 359 300 113			S	FRE	--	E2	D1	L1	V	90	
		KIT		316 358 900 113			75	24.2	10.0	75	1900		included in the KIT 316 359 300 113			S	FRE	--	E2	D1	L1	V	90
		KIT		316 359 900 113			75	25.2	10.0	75	1900		included in the KIT 316 359 300 113			S	FRE	--	E2	D1	L1	V	90
Renault Mégane Grandtourer	07/03-06/09		316 208 600 001			90	21.5	7.7	75	1350													
Renault Mégane Grandtourer exc. GT	06/09-03/16		316 289 600 001			90	20.5	7.7	75	1300		316 290 300 107			S	A	--	--	--	--	V	60	
				316 291 600 001			90	25.0	10.4	75	1500		316 290 300 113			S	A	--	--	D1	L1	V	60
		KIT		316 289 900 113			90	22.5	7.7	75	1300		included in the KIT 316 290 300 113			S	A	--	--	D1	L1	V	60
		KIT		316 291 900 113			90	27.0	10.4	75	1500		included in the KIT 316 290 300 113			S	A	--	--	D1	L1	V	60















Saab



















Saab 9-3 Convertible	07/03-		324 023 600 001		120	12.0	9.0	75	1600	314 295 300 113	S	FRE	--	E	D	L1	H	30
Saab 9-3 Saloon	09/02-		324 023 600 001		120	12.0	9.0	75	1600	314 295 300 113	S	FRE	--	E	D	L1	H	30
Saab 9-3 SportCombi exc. Aero X WD, Turbo X	09/05-		324 023 600 001		120	12.0	9.0	75	1600	314 295 300 113	S	FRE	--	E	D	L1	H	30

Seat Leon 5 doors Seat Leon SC, 3 doors Seat Leon ST, Combi inc. X-Perience 06/14- inc. FR exc. Cupra Please order separately cover for bumper cutout at Seat dealer's.	11/12-		317 132 600 001		60	19.0	10.3	85	2000	305 403 300 107	-06/14 with preliminary setup	S	CAN	C	E	--	--	H	45
										305 403 300 113	-06/14 with preliminary setup	S	CAN	C	E	D	L1	H	45
										305 406 300 107	-06/14 without preliminary setup	S	CAN	C	E	--	--	V	150
										305 406 300 113	-06/14 without preliminary setup	S	CAN	C	E	D	L1	V	150
										305 407 300 107	06/14- with preliminary setup	S	CAN	C	E	--	--	H	30
										305 407 300 113	06/14- with preliminary setup	S	CAN	C	E	D	L	H	30
										305 408 300 107	06/14- without preliminary setup	S	CAN	C	E	--	--	V	60
										305 408 300 113	06/14- without preliminary setup	S	CAN	C	E	D	L	V	60




Seat

















Seat Leon 5 doors Seat Leon SC, 3 doors Seat Leon ST, Combi inc. X-Perience 06/14- inc. FR exc. Cupra	11/12-		317 131 600 001		60	19.0	10.3	85	2000		305 403 300 107	-06/14 with preliminary setup	S	CAN	C	E	--	--	H	45	
											305 403 300 113	-06/14 with preliminary setup	S	CAN	C	E	D	L1	H	45	
											305 406 300 107	-06/14 without preliminary setup	S	CAN	C	E	--	--	V	150	
											305 406 300 113	-06/14 without preliminary setup	S	CAN	C	E	D	L1	V	150	
											305 407 300 107	06/14- with preliminary setup	S	CAN	C	E	--	--	H	30	
											305 407 300 113	06/14- with preliminary setup	S	CAN	C	E	D	L	H	30	
											305 408 300 107	06/14- without preliminary setup	S	CAN	C	E	--	--	V	60	
											305 408 300 113	06/14- without preliminary setup	S	CAN	C	E	D	L	V	60	
Seat Leon 5 doors Seat Leon SC, 3 doors Seat Leon ST, Combi inc. FR exc. Cupra	11/12-06/14	KIT		317 131 900 113		60	21.0	10.3	85	2000		included in the KIT 305 406 300 113	-06/14 without preliminary setup	S	CAN	C	E	D	L1	V	150
Seat Leon 5 doors Seat Leon SC, 3 doors Seat Leon ST, Combi inc. FR exc. Cupra Please order separately cover for bumper cutout at Seat dealer's.	11/12-06/14	KIT		317 132 900 113		60	21.0	10.3	80	2000		included in the KIT 305 406 300 113	-06/14 without preliminary setup	S	CAN	C	E	D	L1	V	150
Seat Leon 5 doors Seat Leon SC, 3 doors Seat Leon ST, Combi inc. X-Perience inc. FR exc. Cupra	06/14-	KIT		305 408 900 113		60	19.0	10.3	85	2000		included in the KIT 305 408 300 113	06/14- without preliminary setup	S	CAN	C	E	D	L	V	60

Seat Leon 5 doors Seat Leon SC, 3 doors Seat Leon ST, Combi inc. X-Perience inc. FR poza Cupra Please order separately cover for bumper cutout at Seat dealer's.	06/14-	KIT		305 409 900 113		60	21.0	10.3	85	2000		included in the KIT 305 408 300 113	06/14- without preliminary setup	S	CAN	C	E	D	L	V	60
Seat Toledo type 6L, 5P, 1P	11/04-03/12			344 043 600 001		60	18.0	9.3	100	1650		344 044 300 153		S	CAN	C	E	D	L1	V	90
				344 044 600 001		60	18.0	9.3	100	1650											
Seat Toledo	03/12-			317 129 600 001		45	21.5	8.5	50	1200		317 420 300 153		S							
				317 130 600 001		45	21.5	8.5	50	1200											
Seat Toledo	03/13-	KIT		317 106 900 153		45	23.0	8.5	50	1200		included in the KIT 317 420 300 153		S							
		KIT		317 107 900 153		45	24.0	8.5		1200		included in the KIT 317 420 300 153		S							
















Skoda Fabia III Hatchback	11/14-		317 114 600 001		40	15.0	7.2	86	1200	317 114 300 143		S	CAN	C	E	D1	L1	V		
Skoda Karoq	11/17-		317 167 600 001		60	23.9	10.2	120	2000	305 407 300 107	with preliminary setup	S	CAN	C	E	--	--	H	30	
			317 168 600 001		60	25.3	10.2	120	2000	305 407 300 113	with preliminary setup	S	CAN	C	E	D	L	H	30	
										305 408 300 107	without preliminary setup	S	CAN	C	E	--	--	V	60	
										305 408 300 113	without preliminary setup	S	CAN	C	E	D	L	V	60	
		KIT		317 167 900 113		60	25.4	10.2	120	2000	included in the KIT 305 408 300 113	without preliminary setup	S	CAN	C	E	D	L	V	60
		KIT		317 168 900 113		60	26.8	10.2	120	2000	included in the KIT 305 408 300 113	without preliminary setup	S	CAN	C	E	D	L	V	60
Skoda Kodiaq Towbar may affect the sensor of the electric tailgate.	10/16-		317 133 600 001		60	22.2	12.3	80	2500	305 407 300 107	with preliminary setup	S	CAN	C	E	--	--	H	30	
			317 134 600 001		60	23.4	12.3	80	2500	305 407 300 113	with preliminary setup	S	CAN	C	E	D	L	H	30	
										305 408 300 107	without preliminary setup	S	CAN	C	E	--	--	V	60	
										305 408 300 113	without preliminary setup	S	CAN	C	E	D	L	V	60	
		KIT		317 133 900 113		60	23.8	12.3	80	2500	included in the KIT 305 408 300 113	without preliminary setup	S	CAN	C	E	D	L	V	60
		KIT		317 134 900 113		60	24.9	12.3	80	2500	included in the KIT 305 408 300 113	without preliminary setup	S	CAN	C	E	D	L	V	60



























Skoda



Skoda Octavia I Saloon/Estate type 1U exc. 4 WD, inc. RS Note: For towing capacities of 1400 kg and more please check the operating instructions of your car.	12/96-01/05			317 015 600 001		90	15.0	8.4	60	1500		317 015 300 107			S	FRE	--	E	--	--	H	45
				305 223 600 001		120	16.8	8.9	75	1650		317 015 300 113			S	FRE	--	E	D1	L1	H	45
		KIT		317 015 900 113		90	17.0	8.4	60	1500		included in the KIT 317 015 300 113			S	FRE	--	E	D1	L1	H	45
		KIT		317 016 900 113		90	18.2	8.4	60	1500		included in the KIT 317 015 300 113			S	FRE	--	E	D1	L1	H	45
Skoda Octavia II Estate 1Z / 3T inc. 4 x 4, RS and Scout Facelift 11/08-: cutout is not necessary	01/05-01/13	KIT		317 102 900 153		40	21.0	10.6	100	2000		included in the KIT 321 600 300 153			S	CAN	C	E	D	L1	V	105
Skoda Octavia II Estate 1Z / 3T inc. 4 x 4, RS and Scout Facelift 11/08-: cutout is not necessary	01/05-12/13			317 104 600 001		40	18.0	10.6	100	2000		321 600 300 153			S	CAN	C	E	D	L1	V	105
				317 102 600 001		40	19.0	10.6	100	2000												
Skoda Octavia II Saloon 1Z / 3T inc. 4 x 4, RS and Scout Facelift 11/08-: cutout is not necessary	01/05-01/13	KIT		317 102 900 153		40	21.0	10.6	100	2000		included in the KIT 321 600 300 153			S	CAN	C	E	D	L1	V	105
Skoda Octavia II Saloon 1Z / 3T inc. 4 x 4, RS and Scout Facelift 11/08-: cutout is not necessary	01/05-12/13			317 104 600 001		40	18.0	10.6	100	2000		321 600 300 153			S	CAN	C	E	D	L1	V	105
				317 102 600 001		40	19.0	10.6	100	2000												

Skoda Octavia III Saloon and Estate inc. RS and Scout inc. vehicles with gas drive	02/13-			317 131 600 001		60	19.0	10.3	85	2000		305 403 300 107	-06/14 with preliminary setup	S	CAN	C	E	--	--	H	45
				317 132 600 001		60	19.0	10.3	85	2000		305 403 300 113	-06/14 with preliminary setup	S	CAN	C	E	D	L1	H	45
												305 406 300 107	-06/14 without preliminary setup	S	CAN	C	E	--	--	V	150
												305 406 300 113	-06/14 without preliminary setup	S	CAN	C	E	D	L1	V	150
												305 407 300 107	06/14- with preliminary setup	S	CAN	C	E	--	--	H	30
												305 407 300 113	06/14- with preliminary setup	S	CAN	C	E	D	L	H	30
												305 408 300 107	06/14- without preliminary setup	S	CAN	C	E	--	--	V	60
												305 408 300 113	06/14- without preliminary setup	S	CAN	C	E	D	L	V	60
Skoda Octavia III Saloon and Estate inc. RS and Scout inc. vehicles with gas drive	02/13-06/14	KIT		317 131 900 113		60	21.0	10.3	85	2000		included in the KIT 305 406 300 113	-06/14 without preliminary setup	S	CAN	C	E	D	L1	V	150
				317 132 900 113		60	21.0	10.3	80	2000		included in the KIT 305 406 300 113	-06/14 without preliminary setup	S	CAN	C	E	D	L1	V	150
Skoda Octavia III Saloon and Estate inc. RS and Scout inc. vehicles with gas drive	06/14-	KIT		305 408 900 113		60	19.0	10.3	85	2000		included in the KIT 305 408 300 113	06/14- without preliminary setup	S	CAN	C	E	D	L	V	60
				305 409 900 113		60	21.0	10.3	85	2000		included in the KIT 305 408 300 113	06/14- without preliminary setup	S	CAN	C	E	D	L	V	60
Skoda Rapid exc. Spaceback	10/12-	KIT		317 106 900 153		45	23.0	8.5	50	1200		included in the KIT 317 420 300 153		S							
				317 107 900 153		45	24.0	8.5		1200		included in the KIT 317 420 300 153		S							

Skoda

Skoda Superb Saloon inc. Sportline	06/15-		317 140 600 001		90	15.0	11.5	100	2200	305 407 300 107	with preliminary setup	S	CAN	C	E	--	--	H	30	
			317 141 600 001		90	15.9	11.5	100	2200	305 407 300 113	with preliminary setup	S	CAN	C	E	D	L	H	30	
										305 408 300 107	without preliminary setup	S	CAN	C	E	--	--	V	60	
										305 408 300 113	without preliminary setup	S	CAN	C	E	D	L	V	60	
	KIT		317 140 900 113		90	19.6	11.5	100	2200	included in the KIT 305 408 300 113	without preliminary setup	S	CAN	C	E	D	L	V	60	
	KIT		317 141 900 113		90	19.9	11.5	100	2200	included in the KIT 305 408 300 107	without preliminary setup	S	CAN	C	E	--	--	V	60	
Skoda Yeti	08/09-		317 125 600 001		40	18.0	10.6	85	2100											
Skoda Yeti For the cutout in the bumper a special tool is necessary. We would therefore recommend to let the cutout be made at Skoda dealers. Please order cover and frame for bumper cutout at Skoda dealers.	08/09-		317 128 600 001		40	19.5	10.6	85	2100											
Skoda Yeti for right-hand-drive vehicles	08/09-	KIT		317 080 900 143		40	20.0	10.6	85	2100	included in the KIT 317 079 300 153		S	CAN	C	E	D	L1	V	120
Skoda Yeti For the cutout in the bumper a special tool is necessary. We would therefore recommend to let the cutout be made at Skoda dealers. Please order cover and frame for bumper cutout at Skoda dealers. for right-hand-drive vehicles	08/09-	KIT		317 117 900 143		40	19.5	10.6	85	2100	included in the KIT 317 079 300 153		S	CAN	C	E	D	L1	V	120


















Subaru Forester	10/97-03/08		348 013 600 001			60	20.9	10.0	85	1950		300 061 300 107			--	C2	--	--	--	--	V			
												300 061 300 113			--	C2	--	--	--	--	V			
Subaru Forester SH	03/08-03/13		348 023 600 001	→ 		90	25.0	9.9	80	2000					S	C2	--	E1	D1	L1	V	40		
			348 024 600 001			90	25.0	9.9	80	2000		348 023 300 113												
Subaru Forester SJ	03/13-		348 038 600 001			90	23.0	10.4	90	2150					S	A	--	--	D	L1	V	90		
			348 039 600 001			90	25.0	10.4	90	2150		348 037 300 113												
		KIT 	348 038 900 113			90	26.0	10.4	90	2150		included in the KIT 348 037 300 113			S	A	--	--	D	L1	V	90		
		KIT 	348 039 900 113			90	27.0	10.4	90	2150		included in the KIT 348 037 300 113			S	A	--	--	D	L1	V	90		
Subaru Impreza exc. WRX/Sti	01/13-		348 036 600 001			90	22.0	8.4	75	1500		348 037 300 113			S	A	--	--	D	L1	V	90		
		KIT 	348 036 900 113			90	23.0	8.4	75	1500		included in the KIT 348 037 300 113			S	A	--	--	D	L1	V	90		
Subaru Impreza exc. WRX/STI	18-		348 079 600 001			45	22.6	8.0	90	1400														
			348 080 600 001			45	29.8	8.0	90	1400														
Subaru Impreza Hatchback inc. WRX, XV 09/10-10/11	09/07-13		348 019 600 001			90	29.0	8.6	75	1600														
			348 020 600 001			90	29.0	8.6	75	1600		300 210 300 113			--	A	--	E1	D1	L1	V	90		



















Subaru XV	03/12-10/17			348 037 600 001		90	20.0	8.9	75	1600		348 037 300 113			S	A	--	--	D	L1	V	90
		KIT		348 037 900 113		90	22.0	8.9	75	1600		included in the KIT 348 037 300 113			S	A	--	--	D	L1	V	90
Subaru XV	10/17-			348 077 600 001		75	22.5	8.0		1400		348 073 300 113			S	A	C1	E1	D	L1	V	90
				348 078 600 001		75	23.6	8.0	90	1400												

Suzuki















Suzuki Alto	09-		332 306 600 001		90	15.0	4.2	50	650													
Suzuki Grand Vitara 3 doors JT for vehicles with spare wheel on tailgate	10/05-12/15		342 098 600 001		90	20.0	8.7	100	1600		342 099 300 113				S	FRE	--	E	D1	L1	H	60
Suzuki Grand Vitara 5 doors JT for vehicles with spare wheel on tailgate	04/05-12/15		342 162 600 001		90	26.0	10.6	80	2000		342 099 300 113				S	FRE	--	E	D1	L1	H	60
Suzuki Grand Vitara 5 doors JT exc. vehicles with spare wheel on the tailgate	08/10-12/15		341 020 600 001		90	23.0	10.8	85	2000		342 099 300 113				S	FRE	--	E	D1	L1	H	60
			341 021 600 001		90	26.0	10.8	85	2000													
Suzuki Ignis SUV TSM (European produced) exc. Ignis Sport	03-12/16		348 032 600 001		120	24.0	6.1	70	1000		300 072 300 107				--	FRE	--	--	--	--	--	V
											300 072 300 113				--	FRE	--	--	D1	L1	V	
Suzuki Jimny	98-09/18		341 003 600 001		60	26.0	7.0	75	1300		300 072 300 107				--	FRE	--	--	--	--	--	V
											300 072 300 113				--	FRE	--	--	D1	L1	V	
Suzuki Kizashi	09/10-		341 018 600 001		60	21.0	9.2	75	1700		300 078 300 113				--	FRE	--	--	D1	L1	V	
Suzuki SX4 exc. saloon, WRC	06/06-09/13		306 276 600 001		120	24.0	7.1	70	1200		306 520 300 113				S	FRE	--	E	D1	L1	H	45
			306 277 600 001		120	25.0	7.1	70	1200													
		KIT 	306 276 900 113		120	26.0	7.1	70	1200		included in the KIT 306 520 300 113				S	FRE	--	E	D1	L1	H	45
		KIT 	306 277 900 113		120	27.0	7.1	70	1200		included in the KIT 306 520 300 113				S	FRE	--	E	D1	L1	H	45
























Toyota





















Toyota Hilux Double Cab, 4x4 inc. towball 329059600001 only vehicles with underrun guard official type ident no. of vehicle's type plate: e11*2007/46*0148	10/10-08/16	KIT		335 408 900 113			30	12.0	13.8	120	2500			included in the KIT 335 328 300 113		-08/16	S	FRE	--	E1	D1	L1	V	75
Toyota Hilux Extra Cab, 4x4 inc. towball 329059600001 only vehicles with underrun guard official type ident no. of vehicle's type plate: e11*2007/46*0149	08/10-			335 408 600 001			30	10.0	13.8	120	2500			335 328 300 107 335 328 300 113	→	-08/16 -08/16	S S	FRE FRE	-- --	E1 E1	-- D1	-- L1	V V	75 75
Toyota Hilux Extra Cab, 4x4 inc. towball 329059600001 only vehicles with underrun guard official type ident no. of vehicle's type plate: e11*2007/46*0149	08/10-08/16	KIT		335 408 900 113			30	12.0	13.8	120	2500			included in the KIT 335 328 300 113		-08/16	S	FRE	--	E1	D1	L1	V	75
Toyota Hilux Single Cab, 4x4 inc. towball 329059600001 only vehicles with underrun guard official type ident no. of vehicle's type plate: e11*2007/46*0148	10/10-			335 408 600 001			30	10.0	13.8	120	2500			335 328 300 107 335 328 300 113	→	-08/16 -08/16	S S	FRE FRE	-- --	E1 E1	-- D1	-- L1	V V	75 75
Toyota Hilux Single Cab, 4x4 inc. towball 329059600001 only vehicles with underrun guard official type ident no. of vehicle's type plate: e11*2007/46*0148	10/10-08/16	KIT		335 408 900 113			30	12.0	13.8	120	2500			included in the KIT 335 328 300 113		-08/16	S	FRE	--	E1	D1	L1	V	75
Toyota Landcruiser J 12	01/03-10/09			335 294 600 001			75	8.5	16.3	130	3500			300 210 300 107 300 210 300 113			-- --	A A	-- --	E1 E1	-- D1	-- L1	V V	90 90
Toyota Landcruiser J 15 fitting towballs: 329062600001,329042600001, 329072600001. Please order separately cover for bumper cutout at Toyota dealers.	11/09-			335 397 600 001				16.0	16.3	130	3500			300 210 300 107 335 398 300 113			-- S	A A	-- --	E1 --	-- D	-- L1	V H	90 75
Toyota Landcruiser J 15 inc. towball: 329062600001 Please order separately cover for bumper cutout at Toyota dealers.	11/09-	KIT		335 397 900 113				18.0	15.9	130	3500			included in the KIT 335 398 300 113			S	A	--	--	D	L1	H	75
Toyota Landcruiser V8 / 200	08-		 	335 359 600 001 335 360 600 001	 		90 90	15.0 14.0	17.2 17.2	140 140	3500 3500			300 210 300 113			--	A	--	E1	D1	L1	V	90

Toyota Prius	02/16-			335 472 600 001		60	19.5	5.3	75	725		335 477 300 113			S	FRE	--	E2	D	L1	H	60
		KIT		335 472 900 113		60	20.4	5.3	75	725		included in the KIT 335 477 300 113			S	FRE	--	E2	D	L1	H	60
Toyota Pro Ace	04/12-02/16			306 331 600 001		75	22.5	12.2	122	2200		304 400 300 107			S	CAN	C1	E	--	--	H	105
				306 333 600 001		75	22.5	12.2	122	2200		304 400 300 113			S	CAN	C1	E	D	L1	H	105
		KIT		306 331 900 113		75	22.5	12.2	122	2200		included in the KIT 304 400 300 113			S	CAN	C1	E	D	L1	H	105
		KIT		306 333 900 113		75	24.5	12.2	122	2200		included in the KIT 304 400 300 113			S	CAN	C1	E	D	L1	H	105
Toyota Pro Ace	03/16-			335 105 600 001		60	26.1	13.9	104	2500		304 157 300 113			S	CAN	C	E	D	L1	H	90
		KIT		335 105 900 113		60	27.2	13.9	104	2500		included in the KIT 304 157 300 113			S	CAN	C	E	D	L1	H	90
		KIT		335 106 900 113		60	28.5	13.9	104	2500		included in the KIT 304 157 300 113			S	CAN	C	E	D	L1	H	90
Toyota Pro Ace inc. towball 329080600001	03/16-	KIT		304 190 900 113		45	31.0	13.9	104	2500		included in the KIT 304 157 300 113			S	CAN	C	E	D	L1	H	90
Toyota RAV4 not with rear step	06/00-02/06			335 246 600 001		>150	16.7	9.8	75	2000		335 250 300 113			S	FRE	--	E1	D1	L1	H	60






















Toyota



















Toyota RAV4 only for Executive and/or vehicles without spare wheel on the tailgate	03/06-13		335 324 600 001			90	33.5	10.4	80	2000		335 251 300 107	permanent plus (Please order additionally.)	S	FRE	--	--	--	H	60	
												335 251 300 113		S	FRE	--	--	D1	L1	H	60
												335 251 300 183	S	--	--	E1	D	L	V	60	
KIT	03/06-13		335 347 600 001			90	35.0	10.4	80	2000		included in the KIT 335 251 300 113	permanent plus (Please order additionally.)	S	FRE	--	--	D1	L1	H	60
												335 251 300 183		S	--	--	E1	D	L	V	60
Toyota RAV4 all models	03/06-13		335 325 600 001			90	36.0	10.4	80	2000		335 251 300 107	permanent plus (Please order additionally.)	S	FRE	--	--	--	H	60	
												335 251 300 113		S	FRE	--	--	D1	L1	H	60
												335 251 300 183	S	--	--	E1	D	L	V	60	
KIT	03/06-13		335 348 600 001			90	37.0	10.4	80	2000		included in the KIT 335 251 300 113	permanent plus (Please order additionally.)	S	FRE	--	--	D1	L1	H	60
												335 251 300 183		S	--	--	E1	D	L	V	60
Toyota RAV4	02/13-12/18		335 418 600 001		120	37.0	10.9	80	2000				-12/18	S	A	--	E1	D	L1	H	60
			335 419 600 001		120	38.0	10.9	80	2000						S	A	--	E1	D	L1	H
		KIT		335 418 900 113		120	37.0	10.9	80	2000		included in the KIT 335 419 300 113	-12/18	S	A	--	E1	D	L1	H	60
		KIT		335 419 900 113		120	40.0	10.9	80	2000		included in the KIT 335 419 300 113	-12/18	S	A	--	E1	D	L1	H	60
Toyota Urban Cruiser, 2 WD	03/09-12/14		335 367 600 001			90	22.0	6.0	50	980		335 393 300 113		S	A	--	--	D	L1	V	120
Toyota Urban Cruiser, 4 WD	03/09-12/14		335 392 600 001			90	20.0	6.0	50	980		335 393 300 113		S	A	--	--	D	L1	V	120































Toyota Verso	04/09-		335 400 600 001			90	19.5	9.3	60	1500		335 411 300 107			S	FRE	--	E1	--	--	V	120	
			335 421 600 001			90	22.0	9.3	60	1500		335 411 300 113			S	FRE	--	E1	D1	L1	V	120	
		KIT		335 400 900 113			90	21.0	9.3	60	1500		included in the KIT 335 411 300 113			S	FRE	--	E1	D1	L1	V	120
		KIT		335 421 900 113			90	23.0	9.3	60	1500		included in the KIT 335 411 300 113			S	FRE	--	E1	D1	L1	V	120
Toyota Verso S	01/11-		335 413 600 001			60	17.5	5.8	50	900		335 413 300 113			S	FRE	--	--	D1	L1	V	105	
			335 414 600 001			60	17.5	5.8	50	900													
		KIT		335 413 900 113			60	19.5	5.8	50	900		included in the KIT 335 413 300 113			S	FRE	--	--	D1	L1	V	105
		KIT		335 414 900 113			60	19.5	5.8	50	900		included in the KIT 335 413 300 113			S	FRE	--	--	D1	L1	V	105
Toyota Yaris inc. T-Spirit and T-Sport	99-01/06		335 280 600 001			105	15.0	6.0	50	1000		300 072 300 113			--	FRE	--	--	D1	L1	V		
Toyota Yaris exc. SR & T-Sport, inc. T-Spirit	01/06-10/11		335 350 600 001			60	17.0	6.8	75	1200		335 411 300 113		-09/11	S	FRE	--	E1	D1	L1	V	120	
Toyota Yaris exc. SR & T-Sport, inc. T-Spirit	10/11-07/14		335 382 600 001			60	17.0	6.7	50	1150		335 383 300 113		10/11-07/14	S	FRE	--	--	D1	L1	V	120	
Toyota Yaris	08/14-		335 454 600 001			60	19.0	5.9	50	960		335 455 300 113		07/14-	S	FRE	--	E1	D1	L1	V	90	
		KIT		335 454 900 113			60	21.0	5.9	50	960		included in the KIT 335 455 300 113		07/14-	S	FRE	--	E1	D1	L1	V	90
		KIT		335 455 900 113			75	21.0	6.8	50	1150		included in the KIT 335 455 300 113		07/14-	S	FRE	--	E1	D1	L1	V	90

Vauxhall Astra H Hatchback inc. GTC exc. VXR / 240 HP	03/04-12/09			314 299 600 001			60	21.5	9.0	75	1650		300 210 300 113	for vehicles without rear central electronic (REC)	--	A	--	E1	D1	L1	V	90		
				314 281 600 001			60	21.5	9.0	75	1650		314 300 300 107	for vehicles with rear central electronic (REC)	S	FRE	C	E	--	--	H	45		
														314 300 300 113	for vehicles with rear central electronic (REC)	S	FRE	C	E	D	L1	H	45	
		KIT		314 299 900 113			60	23.5	9.0	75	1650		included in the KIT 314 300 300 113	for vehicles with rear central electronic (REC)	S	FRE	C	E	D	L1	H	45		
		KIT		314 281 900 113			60	23.5	9.0	75	1650		included in the KIT 314 300 300 113	for vehicles with rear central electronic (REC)	S	FRE	C	E	D	L1	H	45		
Vauxhall Astra J 4 doors Saloon	10/12-			314 412 600 001		60	22.5	9.6	75	1500		314 386 300 107		S	CAN	--	E	--	--	V	90			
				314 414 600 001		60	21.0	9.6	75	1500		314 386 300 113		S	CAN	--	E	D	L1	V	90			
		KIT		314 412 900 113		60	24.5	9.6	75	1500		included in the KIT 314 386 300 113		S	CAN	--	E	D	L1	V	90			
		KIT		314 414 900 113		60	23.0	9.6	75	1500		included in the KIT 314 386 300 113		S	CAN	--	E	D	L1	V	90			
Vauxhall Astra J Hatchback exc. vehicles with bike carrier system Flex-Fix	12/09-09/15			314 474 600 001		60	23.0	9.6	75	1800		314 386 300 107		S	CAN	--	E	--	--	V	90			
				314 473 600 001		60	23.0	9.6	75	1800		314 386 300 113		S	CAN	--	E	D	L1	V	90			
		KIT		314 474 900 113		60	25.0	9.6	75	1800		included in the KIT 314 386 300 113		S	CAN	--	E	D	L1	V	90			
		KIT		314 473 900 113		60	25.0	9.6	75	1800		included in the KIT 314 386 300 113		S	CAN	--	E	D	L1	V	90			


















Vauxhall








Vauxhall Astra J GTC	01/12-		314 441 600 001		60	22.0	9.6	75	1800	314 386 300 107	S	CAN	--	E	--	--	V	90	
			314 440 600 001		60	22.0	9.6	75	1800	314 386 300 113	S	CAN	--	E	D	L1	V	90	
	KIT		314 441 900 113		60	24.0	9.6	75	1800	included in the KIT 314 386 300 113	S	CAN	--	E	D	L1	V	90	
	KIT		314 440 900 113		60	24.0	9.6	75	1800	included in the KIT 314 386 300 113	S	CAN	--	E	D	L1	V	90	
Vauxhall Astra J Sports Tourer exc. vehicles with bike carrier system Flex-Fix Please order separately cover for bumper cutout at Vauxhall dealers.	11/10-01/16		314 406 600 001		60	25.0	9.6	75	1800	314 386 300 107 314 386 300 113	S	CAN	--	E	--	--	V	90	
		KIT		314 406 900 113		60	31.0	9.6	75	1800	included in the KIT 314 386 300 113	S	CAN	--	E	D	L1	V	90
Vauxhall Astra J Sports Tourer exc. vehicles with bike carrier system Flex-Fix	11/10-01/16		314 407 600 001		60	24.5	9.6	75	1800	314 386 300 107 314 386 300 113	S	CAN	--	E	--	--	V	90	
		KIT		314 407 900 113		60	26.5	9.6	75	1800	included in the KIT 314 386 300 113	S	CAN	--	E	D	L1	V	90
Vauxhall Astra K Hatchback 5 doors	09/15-		314 513 600 001		60	21.0	9.9	75	1500	314 514 300 107 314 514 300 113	S	CAN	--	E	--	--	V	90	
		KIT		314 513 900 113		60	24.0	9.9	75	1700	included in the KIT 314 514 300 113	S	CAN	--	E	D	L1	V	90
Opel Astra K SW / Sports Tourer Please order spoiler inc. cover for bumper cutout at Vauxhall-dealers. To guarantee an optimal fit of the bumper it is necessary to mount a polystyrene carrier, please order from Vauxhall-dealer.	03/16-		314 516 600 001		60	19.5	9.9	75	1700	314 514 300 107	S	CAN	--	E	--	--	V	90	
			314 515 600 001		60	20.0	9.9	75	1700	314 514 300 113	S	CAN	--	E	D	L1	V	90	
		KIT		314 516 900 113		60	23.0	9.9	75	1700	included in the KIT 314 514 300 113	S	CAN	--	E	D	L1	V	90
		KIT		314 515 900 113		60	24.5	9.9	75	1700	included in the KIT 314 514 300 113	S	CAN	--	E	D	L1	V	90















Vauxhall Cascada Convertible	05/13-		314 472 600 001		60		9.6	75	1300		314 386 300 107			S	CAN	--	E	--	--	V	90	
												314 386 300 113			S	CAN	--	E	D	L1	V	90
Vauxhall Combo Van exc. vehicles with gas drive (CNG)	02/12-08/18		306 488 600 001		45	22.7	9.2	100	1500		306 605 300 107			S	FRE	--	E	--	--	V	90	
			306 370 600 001		60	25.0	9.2	100	1500						S	FRE	--	E	D1	L1	V	90
			306 369 600 001		60	25.0	9.2	100	1500													
		KIT		306 368 900 113		45	25.0	9.2	100	1500		included in the KIT 306 605 300 113			S	FRE	--	E	D1	L1	V	90
		KIT		306 369 900 113		60	27.0	9.2	100	1500		included in the KIT 306 605 300 113			S	FRE	--	E	D1	L1	V	90
Vauxhall Combo Van for vehicles with gas drive (CNG)	02/12-08/18		306 382 600 001		60	25.0	7.0	75	1000		306 605 300 107			S	FRE	--	E	--	--	V	90	
			306 381 600 001		60	25.0	7.0	75	1000						S	FRE	--	E	D1	L1	V	90
		KIT		306 382 900 113		60	27.0	7.0	75	1000		included in the KIT 306 605 300 113			S	FRE	--	E	D1	L1	V	90
		KIT		306 381 900 113		60	27.0	7.0	75	1000		included in the KIT 306 605 300 113			S	FRE	--	E	D1	L1	V	90
Vauxhall Combo Van L1 Cargo + Life	09/18-		304 207 600 001		60	20.0	8.6	75	1500													
			304 208 600 001		60	21.0	8.6	75	1500													
			304 209 600 001		60	20.5	8.6	75	1500													







Vauxhall Insignia Saloon exc. VXR, inc. 4x4	11/08-05/17			314 389 600 001		90	23.0	11.3	85	2100		314 386 300 107			S	CAN	--	E	--	--	V	90
				314 341 600 001		90	24.0	11.3	85	2100		314 386 300 113			S	CAN	--	E	D	L1	V	90
		KIT		314 389 900 113		90	25.0	11.3	85	2100		included in the KIT 314 386 300 113			S	CAN	--	E	D	L1	V	90
		KIT		314 341 900 113		90	25.5	11.6	85	2100		included in the KIT 314 386 300 113			S	CAN	--	E	D	L1	V	90
Vauxhall Insignia Sports Tourer 2 WD, front wheel drive exc. VXR	03/09-05/17			314 390 600 001		90	23.0	11.3	85	2100		314 342 300 107	08/09-05/17	S	CAN	--	E2	--	--	H	45	
				314 342 600 001		90	26.5	11.3	85	2100		314 342 300 113	08/09-05/17	S	CAN	--	E2	D1	L1	H	45	
Vauxhall Insignia Sports Tourer 4 WD exc. VXR inc. Country Tourer (01/14-)	03/09-05/17			314 409 600 001		90	29.0	11.3	85	2100		314 342 300 107	08/09-05/17	S	CAN	--	E2	--	--	H	45	
				314 342 900 113		90	28.0	11.3	85	2100		314 342 300 113	08/09-05/17	S	CAN	--	E2	D1	L1	H	45	
Vauxhall Insignia Sports Tourer 2 WD, front wheel drive exc. VXR	08/09-05/17	KIT		314 390 900 113		90	23.0	11.3	85	2100		included in the KIT 314 342 300 113	08/09-05/17	S	CAN	--	E2	D1	L1	H	45	
		KIT		314 342 900 113		90	28.0	11.3	85	2100		included in the KIT 314 342 300 113	08/09-05/17	S	CAN	--	E2	D1	L1	H	45	
Vauxhall Meriva exc. VXR thermal-insulation plate is necessary	05/03-05/10			314 289 600 001		60	23.0	8.3	60	1300		314 289 300 113			S	FRE	--	E1	D1	--	H	60
Vauxhall Meriva exc. vehicles with bike carrier system Flex-Fix Please check if there is a towing capacity in the car documents.	06/10-			314 394 600 001		60	19.0	8.3	75	1300		314 386 300 107			S	CAN	--	E	--	--	V	90
				314 392 600 001		60	20.0	8.3	75	1300		314 386 300 113			S	CAN	--	E	D	L1	V	90
		KIT		314 394 900 113		60	21.0	8.3	75	1300		included in the KIT 314 386 300 113			S	CAN	--	E	D	L1	V	90
		KIT		314 392 900 113		60	22.0	8.3	75	1300		included in the KIT 314 386 300 113			S	CAN	--	E	D	L1	V	90

Vauxhall



Vauxhall Mokka exc. vehicles with bike carrier system Flex-Fix exc. vehicles with height control	10/12-		314 555 600 001		60	21.3	8.6	75	1400	314 451 300 107			S	A	--	E2	--	--	V	90	
			314 510 600 001		60	21.0	8.6	75	1400	314 451 300 113			S	A	--	E2	D	L1	V	90	
		KIT		314 450 900 113		60	23.0	8.6	75	1400	included in the KIT 314 451 300 113			S	A	--	E2	D	L1	V	90
		KIT		314 451 900 113		60	25.0	8.6	75	1400	included in the KIT 314 451 300 113			S	A	--	E2	D	L1	V	90
Opel Mokka X	09/16-		314 555 600 001		60	21.3	8.6	75	1400	314 386 300 107			S	CAN	--	E	--	--	V	90	
			314 510 600 001		60	21.0	8.6	75	1400	314 386 300 113			S	CAN	--	E	D	L1	V	90	
		KIT		314 511 900 113		60	25.0	8.6	75	1400	included in the KIT 314 386 300 113			S	CAN	--	E	D	L1	V	90
		KIT		314 510 900 113		60	25.5	8.6	75	1400	included in the KIT 314 386 300 113			S	CAN	--	E	D	L1	V	90
Vauxhall Movano Van	01/98-12/10		316 124 600 001			60	28.5	13.7	85	2300	300 052 300 107	-11/03	--	FRE	--	E1	--	--	V		
											300 052 300 113	-11/03	--	FRE	--	E1	D1	--	V		
Vauxhall Movano Van Towing bracket inc. towball no. 329057600001 Assembly of automatic bolt coupling or swap system is possible, when using the swap system please order the towball no. 329059600001.	01/98-12/10		316 126 600 001			60	29.8	15.3	80	2800	300 052 300 107	-11/03	--	FRE	--	E1	--	--	V		
											300 052 300 113	-11/03	--	FRE	--	E1	D1	--	V		
Vauxhall Movano Van front wheel drive	03/10-		316 318 600 001			60	19.3	14.3	100	2500	316 300 300 107	for vehicles without central plug connection	S	FRE	--	E1	--	--	H	45	
											316 300 300 113	for vehicles without central plug connection	S	FRE	--	E1	D1	L1	H	45	
											316 318 300 113	for vehicles with central plug connection	S	FRE	--	E2	D1	L1	H	15	





Vauxhall Movano Van rear wheel drive	03/10-		316 327 600 001			60	19.7	14.3	100	2500		316 300 300 107	for vehicles without central plug connection	S	FRE	--	E1	--	--	H	45
						316 300 300 113	for vehicles without central plug connection	S	FRE	--		E1	D1	L1	H	45					
						316 318 300 113	for vehicles with central plug connection	S	FRE	--		E2	D1	L1	H	15					
Vauxhall Movano Van rear wheel drive with twin wheels	03/10-		316 328 600 001	→		60	19.7	15.8	100	3000		316 300 300 107	for vehicles without central plug connection	S	FRE	--	E1	--	--	H	45
						316 300 300 113	for vehicles without central plug connection	S	FRE	--		E1	D1	L1	H	45					
						316 318 300 113	for vehicles with central plug connection	S	FRE	--		E2	D1	L1	H	15					
Vauxhall Movano Chassis Cab Towing bracket inc. towball no. 329057600001 Assembly of automatic bolt coupling or swap system is possible, when using the swap system please order the towball no. 329059600001.	01/98-12/10		316 126 600 001			60	29.8	15.3	80	2800		300 052 300 107	-10/03	--	FRE	--	E1	--	--	V	
						300 052 300 113	-10/03	--	FRE	--		E1	D1	--	V						
Vauxhall Movano Chassis Cab front + rear wheel drive	07/10-		316 347 600 001			60	16.5	13.7	85	2300		316 319 300 113		S	FRE	--	E1	D1	--	H	15
Vauxhall Movano Chassis Cab rear wheel drive with twin wheels	07/10-		316 329 600 001			60	15.0	15.8	100	3000		316 319 300 113		S	FRE	--	E1	D1	--	H	15
Vauxhall Signum	05/03-		314 284 600 001	→		120	26.0	10.7	80	2000		314 295 300 113		S	FRE	--	E	D	L1	H	30
						314 283 600 001	→	120	26.0	10.7											
Vauxhall Vectra C Estate	10/03-02/09		314 297 600 001	→		60	33.0	10.7	85	2000		314 295 300 113		S	FRE	--	E	D	L1	H	30
						314 501 600 001	60	33.5	10.7	85											

Vauxhall Zafira Tourer exc. CNG exc. vehicles with bike carrier system Flex-Fix To guarantee an optimal fit of the bumper it is necessary to mount a polystyrene carrier, please order from Vauxhall-dealer.	01/12-			314 437 600 001		60	27.0	9.9	75	1500		314 386 300 107			S	CAN	--	E	--	--	V	90	
													314 386 300 113			S	CAN	--	E	D	L1	V	90
		KIT		314 438 900 113		60	29.0	9.9	75	1500		included in the KIT 314 386 300 113			S	CAN	--	E	D	L1	V	90	
		KIT		314 437 900 113		60	29.0	9.9	75	1500		included in the KIT 314 386 300 113			S	CAN	--	E	D	L1	V	90	
Vauxhall Zafira, Zafira Family inc. facelift 01/08- exc. CNG VXR version and vehicles with sport bumper: in addition to the visible cutout a cutout is necessary. Cover for bumper cutout not available.	07/05-12			314 293 600 001		75	17.5	9.6	75	1650		314 300 300 107	for vehicles with rear central electronic (REC)	S	FRE	C	E	--	--	H	45		
												314 300 300 113	for vehicles with rear central electronic (REC)	S	FRE	C	E	D	L1	H	45		
		KIT		314 293 900 113		75	18.5	9.6	75	1650		included in the KIT 314 300 300 113	for vehicles with rear central electronic (REC)	S	FRE	C	E	D	L1	H	45		
Vauxhall Zafira, Zafira Family exc. CNG	07/05-12			314 361 600 001		90	19.0	9.6	75	1650		300 210 300 113	for vehicles without rear central electronic (REC)	--	A	--	E1	D1	L1	V	90		
												314 300 300 107	for vehicles with rear central electronic (REC)	S	FRE	C	E	--	--	H	45		
												314 300 300 113	for vehicles with rear central electronic (REC)	S	FRE	C	E	D	L1	H	45		
		KIT		314 361 900 113		90	21.0	9.6	75	1650		included in the KIT 314 300 300 113	for vehicles with rear central electronic (REC)	S	FRE	C	E	D	L1	H	45		





VW Caddy III / Caddy Life inc. Caddy Maxi inc. Caddy Alltrack 16- inc. bumper carrier 5 seats: inc. vehicles with gas drive 7 seats: exc. vehicles with gas drive	02/04-		321 661 600 001			75	19.5	9.4	80	1650		321 661 300 113		01/13- with preliminary setup	S	CAN	C	E	D	L1	H	30
VW Caddy III / Caddy Life inc. Caddy Maxi inc. Caddy Alltrack 16- exc. vehicles with gas drive bracket for bumper inc. Please order at VW dealers: receptor box for detachable ball 2K0 804 969.	02/04-		321 673 600 001			75	18.0	9.4	80	1650		321 661 300 113		01/13- with preliminary setup	S	CAN	C	E	D	L1	H	30
VW Caddy III / Caddy Life inc. Caddy Maxi inc. Caddy Alltrack 16- inc. bumper carrier 5 seats: inc. vehicles with gas drive 7 seats: exc. vehicles with gas drive	02/04-08/15		321 758 600 001			120	19.0	9.4	80	1650		321 661 300 113		01/13- with preliminary setup	S	CAN	C	E	D	L1	H	30
VW Caddy Van	11/95-12/03		321 437 600 001			90	15.0	6.7	50	1100		300 072 300 107 300 072 300 113			--	FRE	--	--	--	--	V	
VW Crafter Van types 30/35/38 Vehicles with 3,0 and 3,5 t max. total weight, increase to 3,8 t max. total weight is possible For vehicles with integrated step device in the bumper the middle part of the outer bumper must be exchanged (Please order separately at VW dealers.). inc. towball: 329059600001 Step VW is not utilisable. Utilisable step: 313285600001 or 313440600001	04/06-12/14	KIT 	313 376 900 113			120	22.0	18.1	150	3500		included in the KIT 313 105 300 113		-12/14 for vehicles without preparation	S	CAN	C	E	D1	--	V	90






Volkswagen

VW Crafter Van types 46 and 50 Vehicles with 5,0 t max. total weight, reduction to 4,6 t max. total weight is possible wheelbase: 3665 mm For vehicles with integrated step device in the bumper the middle part of the outer bumper must be exchanged (Please order at VW dealers.). towball: 329059600001 Step VW is not utilisable. Utilisable step: 313285600001 or 313440600001	04/06-12/16		313 272 600 001			120	21.0	20.2	150	3500		313 105 300 107	-12/14 for vehicles without preparation	S	CAN	C	E	--	--	V	90
												313 105 300 113	-12/14 for vehicles without preparation	S	CAN	C	E	D1	--	V	90
												313 107 300 113	01/15- for vehicles with preparation	S	CAN	C	E	D1	L1	H	45
												313 108 300 107	01/15- for vehicles without preparation	S	CAN	C	E	--	--	V	90
												313 108 300 113	01/15- for vehicles without preparation	S	CAN	C	E	D1	L1	V	90
												321 106 300 113	-12/14 vehicles with preparation	S	CAN	C	E	D	--	H	45
VW Crafter Van types 46 and 50 Vehicles with 5,0 t max. total weight, reduction to 4,6 t max. total weight is possible wheelbase: 4325 mm For vehicles with integrated step device in the bumper the middle part of the outer bumper must be exchanged (Please order at VW dealers.). towball: 329059600001 Step VW is not utilisable. Utilisable step: 313285600001 or 313440600001	04/06-12/16		313 273 600 001			120	21.0	20.2	150	3500		313 105 300 107	-12/14 for vehicles without preparation	S	CAN	C	E	--	--	V	90
												313 105 300 113	-12/14 for vehicles without preparation	S	CAN	C	E	D1	--	V	90
												313 107 300 113	01/15- for vehicles with preparation	S	CAN	C	E	D1	L1	H	45
												313 108 300 107	01/15- for vehicles without preparation	S	CAN	C	E	--	--	V	90
												313 108 300 113	01/15- for vehicles without preparation	S	CAN	C	E	D1	L1	V	90
												321 106 300 113	-12/14 vehicles with preparation	S	CAN	C	E	D	--	H	45




















VW Crafter Van types 30/35/38 Vehicles with 3,0 and 3,5 t max. total weight, increase to 3,8 t max. total weight is possible Only for cars without step. For cars with step order 313553600001. Suitable towball: 329059600001 Step VW is not utilisable.	04/06-12/16		313 376 600 001			120	20.0	18.1	150	3500		313 105 300 107	-12/14 for vehicles without preparation	S	CAN	C	E	--	--	V	90	
												313 105 300 113	-12/14 for vehicles without preparation	S	CAN	C	E	D1	--	V	90	
												313 107 300 113	01/15- for vehicles with preparation	S	CAN	C	E	D1	L1	H	45	
												313 108 300 107	01/15- for vehicles without preparation	S	CAN	C	E	--	--	V	90	
												313 108 300 113	01/15- for vehicles without preparation	S	CAN	C	E	D1	L1	V	90	
												321 106 300 113	-12/14 vehicles with preparation	S	CAN	C	E	D	--	H	45	
VW Crafter Van singel wheels Please order separately ball plate: 329059600001 exc. vehicles with integrated step in the bumper Please replace underrun protection if necessary.	01/17-		321 946 600 001			30	26.7	17.5	150	3500		321 112 300 107	with preliminary setup	S	CAN	C	E	--	--	V	15	
												321 112 300 113	with preliminary setup	S	CAN	C	E	D	L	V	15	
												321 113 300 107	without preliminary setup	S	CAN	C	E	--	--	V	60	
												321 113 300 113	without preliminary setup	S	CAN	C	E	D	L	V	60	
VW Crafter Van twin wheels Please order separately ball plate 329059600001 exc. vehicles with integrated step in the bumper Please replace underrun protection if necessary.	01/17-		321 947 600 001			30	27.0	21.0	150	3500		321 112 300 107	with preliminary setup	S	CAN	C	E	--	--	V	15	
												321 112 300 113	with preliminary setup	S	CAN	C	E	D	L	V	15	
												321 113 300 107	without preliminary setup	S	CAN	C	E	--	--	V	60	
												321 113 300 113	without preliminary setup	S	CAN	C	E	D	L	V	60	
VW Crafter Van twin wheels inc. ball plate 329059600001 exc. vehicles with integrated step in the bumper Please replace underrun protection if necessary.	01/17-	KIT		321 947 900 113			30	30.0	21.0	150	3500		included in the KIT 321 113 300 113	without preliminary setup	S	CAN	C	E	D	L	V	60



















Volkswagen

VW Crafter Van singel wheels inc. ball plate: 329059600001 exc. vehicles with integrated step in the bumper Please replace underrun protection if necessary.	01/17-	KIT		321 946 900 113			30	28.5	17.5	150	3500			included in the KIT 321 113 300 113		without preliminary setup	S	CAN	C	E	D	L	V	60
VW Crafter Chassis Cab types 46 and 50 Vehicles with 5,0 t max. total weight, reduction to 4,6 t max. total weight is possible wheelbase: 3665 + 4325 mm towball: 329059600001 If there is an underrun guard mounted, please change into VW no. 2E3 805 721 A.	04/06-12/14	KIT		313 275 900 113			90	20.0	20.2	150	3500			included in the KIT 313 105 300 113		-12/14 for vehicles without preparation	S	CAN	C	E	D1	--	V	90
VW Crafter Chassis Cab types 30/35/38 Vehicles with 3,0 and 3,5 t max. total weight, increase to 3,8 t max. total weight is possible exc. vehicles with underrun guard inc. towball 329059600001	04/06-12/14	KIT		313 377 900 113			90	22.0	18.1	150	3500			included in the KIT 313 105 300 113		-12/14 for vehicles without preparation	S	CAN	C	E	D1	--	V	90
VW Crafter Chassis Cab types 46 and 50 Vehicles with 5,0 t max. total weight, reduction to 4,6 t max. total weight is possible wheelbase: 3665 + 4325 mm towball: 329059600001 If there is an underrun guard mounted, please change into VW no. 2E3 805 721 A.	04/06-12/16			313 275 600 001			90	18.0	20.2	150	3500			313 105 300 107		-12/14 for vehicles without preparation	S	CAN	C	E	--	--	V	90
														313 105 300 113		-12/14 for vehicles without preparation	S	CAN	C	E	D1	--	V	90
														313 107 300 113		01/15- for vehicles with preparation	S	CAN	C	E	D1	L1	H	45
														313 108 300 107		01/15- for vehicles without preparation	S	CAN	C	E	--	--	V	90
														313 108 300 113		01/15- for vehicles without preparation	S	CAN	C	E	D1	L1	V	90
														321 106 300 113		-12/14 vehicles with preparation	S	CAN	C	E	D	--	H	45













VW Crafter Chassis Cab types 30/35/38 Vehicles with 3,0 and 3,5 t max. total weight, increase to 3,8 t max. total weight is possible exc. vehicles with underrun guard towball: 329059600001	04/06-12/16		313 377 600 001			90	20.0	18.1	150	3500		313 105 300 107	-12/14 for vehicles without preparation	S	CAN	C	E	--	--	V	90
												313 105 300 113	-12/14 for vehicles without preparation	S	CAN	C	E	D1	--	V	90
												313 107 300 113	01/15- for vehicles with preparation	S	CAN	C	E	D1	L1	H	45
												313 108 300 107	01/15- for vehicles without preparation	S	CAN	C	E	--	--	V	90
												313 108 300 113	01/15- for vehicles without preparation	S	CAN	C	E	D1	L1	V	90
												321 106 300 113	-12/14 vehicles with preparation	S	CAN	C	E	D	--	H	45
VW Crafter Chassis Cab types 30/35/38 Vehicles with 3,0 and 3,5 t max. total weight, increase to 3,8 t max. total weight is possible exc. vehicles with underrun guard towball: 329080600001	04/06-12/16		313 522 600 001			60	19.6	20.2	240	3500		313 105 300 113	-12/14 for vehicles without preparation	S	CAN	C	E	D1	--	V	90
VW Crafter Chassis Cab singel wheels Please order separately ball plate 329059600001.	01/17-		321 948 600 001			30	28.0	17.5	150	3500		321 112 300 107	with preliminary setup	S	CAN	C	E	--	--	V	15
												321 112 300 113	with preliminary setup	S	CAN	C	E	D	L	V	15
												321 113 300 107	without preliminary setup	S	CAN	C	E	--	--	V	60
												321 113 300 113	without preliminary setup	S	CAN	C	E	D	L	V	60
VW Crafter Chassis Cab twin wheels Please order separately ball plate 329059600001	01/17-		321 949 600 001			30	22.0	21.0	150	3500		321 112 300 107	with preliminary setup	S	CAN	C	E	--	--	V	15
												321 112 300 113	with preliminary setup	S	CAN	C	E	D	L	V	15
												321 113 300 107	without preliminary setup	S	CAN	C	E	--	--	V	60
												321 113 300 113	without preliminary setup	S	CAN	C	E	D	L	V	60
VW Crafter Chassis Cab twin wheels inc. ball plate 329059600001	01/17-	KIT 	321 949 900 113			30	26.5	21.0		3500		included in the KIT 321 113 300 113	without preliminary setup	S	CAN	C	E	D	L	V	60











Volkswagen

VW Crafter Chassis Cab singel wheels inc. ball plate 329059600001.	01/17-	KIT		321 948 900 113			30	26.5	21.0	150	3500		included in the KIT 321 113 300 113		without preliminary setup	S	CAN	C	E	D	L	V	60	
VW Eos Coupé/Convertible Please order spoiler inc. cover for bumper cutout at VW-dealers. inc. facelift 01/11-	06/06-12/15			321 543 600 001			75	18.0	9.3	100	1800													
VW Fox exc. Cross Fox	10/05-12/11			321 690 600 001			55	14.5	6.7	50	800													
VW Golf III Hatchback and saloon 4x4, convertible from 09/93-97	11/91-09/97			321 331 600 001			90	15.5	8.2	75	1500		321 331 300 107 321 331 300 113			S	C2	--	E1	--	--	H	45	
VW Golf IV Hatchback exc. Syncro - 4-Motion and convertible exc. Golf R32 / 241 PS	10/97-			305 222 600 001			120	17.5	8.9	75	1650		321 465 300 107 321 465 300 113			S	FRE	--	E	--	--	H	60	
VW Golf IV Hatchback 4-Motion exc. vehicles with V6 motor	10/97-			305 277 600 001			120	17.0	8.9	75	1650		321 465 300 107 321 465 300 113			S	FRE	--	E	--	--	H	60	
VW Golf IV Estate exc. Syncro - 4-Motion and convertible exc. Golf R32 / 241 PS	10/97-			305 222 600 001			120	17.5	8.9	75	1650		321 457 300 107 321 457 300 113			S	FRE	--	E	--	--	H	60	
VW Golf IV Estate 4-Motion	10/97-			305 277 600 001			120	17.0	8.9	75	1650		321 457 300 107 321 457 300 113			S	FRE	--	E	--	--	H	60	
VW Golf V Saloon exc. R/RS32 09/05- exc. R/R20 / 270 HP 09- inc. 4-Motion / Gti	11/03-			321 865 600 001			60	17.0	9.4	100	1800		321 600 300 153			S	CAN	C	E	D	L1	V	105	
VW Golf V Saloon exc. R/RS32 09/05- exc. R/R20 / 270 HP 09- inc. 4-Motion / Gti Please order separately: spoiler and cover for bumper cutout at VW dealers.	11/03-			321 885 600 001			60	17.0	9.4	100	1800		321 600 300 153			S	CAN	C	E	D	L1	V	105	









VW Golf V Saloon exc. RS32 09/05- exc. R20 / 270 HP 09- inc. 4-Motion / Gti	11/03-		321 811 600 001	→	60	20.0	9.0	75	1650		321 600 300 153			S	CAN	C	E	D	L1	V	105
VW Golf V Hatchback and Plus inc. Cross-Golf exc. RS32 09/05- exc. R20 / 270 HP 09- inc. 4-Motion / Gti	03/05-		321 865 600 001		60	17.0	9.4	100	1800		321 600 300 153			S	CAN	C	E	D	L1	V	105
VW Golf V Hatchback and Plus inc. Cross-Golf exc. RS32 09/05- exc. R20 / 270 HP 09- inc. 4-Motion / Gti Please order separately: spoiler and cover for bumper cutout at VW dealers.	03/05-		321 885 600 001		60	17.0	9.4	100	1800		321 600 300 153			S	CAN	C	E	D	L1	V	105
VW Golf V Hatchback and Plus exc. RS32 09/05- exc. R20 / 270 HP 09- inc. 4-Motion / Gti	03/05-		321 811 600 001	→	60	20.0	9.0	75	1650		321 600 300 153			S	CAN	C	E	D	L1	V	105
VW Golf V Estate inc. 4-Motion Please order spoiler at VW dealers.	06/07-		321 630 600 001		90	17.0	9.3	100	1800		321 600 300 153			S	CAN	C	E	D	L1	V	105
VW Golf V Estate inc. 4-Motion	06/07-		321 662 600 001		90	17.0	9.3	100	1800		321 600 300 153			S	CAN	C	E	D	L1	V	105
VW Golf VI Convertible cutout with stencil, alternative: spoiler + cover for cutout from VW dealers	06/11-		321 873 600 001		60	17.0	9.4	75	1800		305 256 300 107			S	CAN	C	E	--	--	V	120
			321 730 900 113		60	19.0	9.4	75	1800		included in the KIT 305 256 300 113			S	CAN	C	E	D1	--	V	120
VW Golf VI Saloon exc. R/RS32 09/05- exc. R/R20 / 270 HP 09- inc. 4-Motion / Gti	10/08-		321 865 600 001		60	17.0	9.4	100	1800		321 600 300 153			S	CAN	C	E	D	L1	V	105
VW Golf VI Saloon exc. R/RS32 09/05- exc. R/R20 / 270 HP 09- inc. 4-Motion / Gti Please order separately: spoiler and cover for bumper cutout at VW dealers.	10/08-		321 885 600 001		60	17.0	9.4	100	1800		321 600 300 153			S	CAN	C	E	D	L1	V	105
















Volkswagen

VW Golf VI Hatchback and Plus inc. Cross-Golf exc. RS32 09/05- exc. R20 / 270 HP 09- inc. 4-Motion / Gti	03/09-		321 865 600 001		60	17.0	9.4	100	1800		321 600 300 153			S	CAN	C	E	D	L1	V	105
VW Golf VI Hatchback and Plus inc. Cross-Golf exc. RS32 09/05- exc. R20 / 270 HP 09- inc. 4-Motion / Gti Please order separately: spoiler and cover for bumper cutout at VW dealers.	03/09-		321 885 600 001		60	17.0	9.4	100	1800		321 600 300 153			S	CAN	C	E	D	L1	V	105
VW Golf VI Estate inc. 4-Motion Please order spoiler at VW dealers.	06/09-		321 630 600 001		90	17.0	9.3	100	1800		321 600 300 153			S	CAN	C	E	D	L1	V	105
VW Golf VI Estate inc. 4-Motion	06/09-		321 662 600 001		90	17.0	9.3	100	1800		321 600 300 153			S	CAN	C	E	D	L1	V	105
VW Golf VII Hatchback	10/12-		317 131 600 001		60	19.0	10.3	85	2000		305 406 300 107	-06/14 without preliminary setup	S	CAN	C	E	--	--	V	150	
			321 785 600 001	→ 	60	17.0	9.9	80	2000		305 406 300 113	-06/14 without preliminary setup	S	CAN	C	E	D	L1	V	150	




















VW Golf VII Hatchback Please order spoiler inc. cover for bumper cutout at VW-dealers.	10/12-			317 132 600 001		60	19.0	10.3	85	2000		305 403 300 107	-06/14 with preliminary setup	S	CAN	C	E	--	--	H	45
												305 403 300 113	-06/14 with preliminary setup	S	CAN	C	E	D	L1	H	45
												305 406 300 107	-06/14 without preliminary setup	S	CAN	C	E	--	--	V	150
												305 406 300 113	-06/14 without preliminary setup	S	CAN	C	E	D	L1	V	150
												305 407 300 107	06/14- with preliminary setup	S	CAN	C	E	--	--	H	30
												305 407 300 113	06/14- with preliminary setup	S	CAN	C	E	D	L	H	30
												305 408 300 107	06/14- without preliminary setup	S	CAN	C	E	--	--	V	60
												305 408 300 113	06/14- without preliminary setup	S	CAN	C	E	D	L	V	60
VW Golf VII Hatchback	10/12-06/14	KIT		317 131 900 113		60	21.0	10.3	85	2000		included in the KIT 305 406 300 113	-06/14 without preliminary setup	S	CAN	C	E	D	L1	V	150
VW Golf VII Hatchback Please order spoiler inc. cover for bumper cutout at VW-dealers.	10/12-06/14	KIT		317 132 900 113		60	21.0	10.3	80	2000		included in the KIT 305 406 300 113	-06/14 without preliminary setup	S	CAN	C	E	D	L1	V	150
VW Golf VII Hatchback	06/14-	KIT		305 408 900 113		60	19.0	10.3	85	2000		included in the KIT 305 408 300 113	06/14- without preliminary setup	S	CAN	C	E	D	L	V	60
VW Golf VII Hatchback Please order spoiler inc. cover for bumper cutout at VW-dealers.	06/14-	KIT		305 409 900 113		60	21.0	10.3	85	2000		included in the KIT 305 408 300 113	06/14- without preliminary setup	S	CAN	C	E	D	L	V	60

Volkswagen

















VW Golf VII Sportsvan Please order spoiler inc. cover for bumper cutout at VW-dealers.	06/14-		317 132 600 001		60	19.0	10.3	85	2000		305 407 300 107	with preliminary setup	S	CAN	C	E	--	--	H	30
											305 407 300 113	with preliminary setup	S	CAN	C	E	D	L	H	30
											305 408 300 107	without preliminary setup	S	CAN	C	E	--	--	V	60
											305 408 300 113	without preliminary setup	S	CAN	C	E	D	L	V	60
	KIT		305 409 900 113		60	21.0	10.3	85	2000		included in the KIT 305 408 300 113	without preliminary setup	S	CAN	C	E	D	L	V	60
VW Golf VII Sportsvan	06/14-		317 131 600 001		60	19.0	10.3	85	2000		305 407 300 107	with preliminary setup	S	CAN	C	E	--	--	H	30
											305 407 300 113	with preliminary setup	S	CAN	C	E	D	L	H	30
											305 408 300 107	without preliminary setup	S	CAN	C	E	--	--	V	60
											305 408 300 113	without preliminary setup	S	CAN	C	E	D	L	V	60
	KIT		305 408 900 113		60	19.0	10.3	85	2000		included in the KIT 305 408 300 113	without preliminary setup	S	CAN	C	E	D	L	V	60















VW Golf VII Estate inc. 4 Motion inc. Alltrack 02/15-	08/13-		321 781 600 001		60	16.0	10.2	80	2000	305 403 300 107	-06/14 with preliminary setup	S	CAN	C	E	--	--	H	45	
			321 782 600 001		60	17.0	10.2	80	2000	305 403 300 113	-06/14 with preliminary setup	S	CAN	C	E	D	L1	H	45	
										305 406 300 107	-06/14 without preliminary setup	S	CAN	C	E	--	--	V	150	
										305 406 300 113	-06/14 without preliminary setup	S	CAN	C	E	D	L1	V	150	
										305 407 300 107	06/14- with preliminary setup	S	CAN	C	E	--	--	H	30	
										305 407 300 113	06/14- with preliminary setup	S	CAN	C	E	D	L	H	30	
										305 408 300 107	06/14- without preliminary setup	S	CAN	C	E	--	--	V	60	
										305 408 300 113	06/14- without preliminary setup	S	CAN	C	E	D	L	V	60	
VW Golf VII Estate inc. 4 Motion	08/13-06/14	KIT		321 781 900 113		60	18.0	10.2	80	2000	included in the KIT 305 406 300 113	-06/14 without preliminary setup	S	CAN	C	E	D	L1	V	150
				321 782 900 113		60	19.0	10.2	80	2000	included in the KIT 305 406 300 113	-06/14 without preliminary setup	S	CAN	C	E	D	L1	V	150
VW Golf VII Estate inc. 4 Motion inc. Alltrack 02/15-	06/14-	KIT		321 783 900 113		60	18.0	10.2	80	2000	included in the KIT 305 408 300 113	06/14- without preliminary setup	S	CAN	C	E	D	L	V	60
				321 784 900 113		60	19.0	10.2	80	2000	included in the KIT 305 408 300 113	06/14- without preliminary setup	S	CAN	C	E	D	L	V	60
VW Jetta Please order spoiler at VW dealers.	08/05-12/10			321 630 600 001		90	17.0	9.3	100	1800	321 600 300 153		S	CAN	C	E	D	L1	V	105
VW Jetta	08/05-12/10			321 662 600 001		90	17.0	9.3	100	1800	321 600 300 153		S	CAN	C	E	D	L1	V	105

Volkswagen


















VW Jetta	01/11-			321 825 600 001		40	17.0	9.3	75	1800		321 600 300 153			S	CAN	C	E	D	L1	V	105
VW Passat CC inc. 4-Motion exc. R36 Please order additionally lower part of the bumper with cover for bumper cutout at VW dealer.	03/05-12/12			321 546 600 001		90	17.5	11.3	90	2200		321 600 300 153			S	CAN	C	E	D	L1	V	105
VW Passat CC B7 inc. Bluemotion	01/12-	KIT		321 821 900 153		90	17.5	11.3	90	2200		included in the KIT 321 600 300 153			S	CAN	C	E	D	L1	V	105
VW Passat Saloon front wheel drive exc. 4-Motion Support in spare wheel for detachable towball: 3B0 804 993A	10/96-03/05			321 505 600 001		90	20.8	10.3	85	1800		321 505 300 113	11/00-	S	FRE	--	E	D1	L1	V	60	
												321 512 300 113	-10/00	S	FRE	--	E	D1	L1	V	60	
VW Passat Saloon Syncro - 4-Motion and Passat W8 Support in spare wheel for detachable towball: 3B0 804 993A	10/96-03/05			321 508 600 001		90	21.0	11.3	85	2200		321 505 300 113	11/00-	S	FRE	--	E	D1	L1	V	60	
												321 512 300 113	-10/00	S	FRE	--	E	D1	L1	V	60	
VW Passat Saloon Syncro - 4-Motion and Passat W8	10/96-03/05			321 637 600 001		90	23.6	11.3	85	2200		321 505 300 113	11/00-	S	FRE	--	E	D1	L1	V	60	
												321 512 300 113	-10/00	S	FRE	--	E	D1	L1	V	60	
VW Passat Saloon front wheel drive exc. 4-Motion	10/96-03/05			321 874 600 001		120	17.0	10.5	85	2000		321 505 300 113	11/00-	S	FRE	--	E	D1	L1	V	60	
												321 512 300 113	-10/00	S	FRE	--	E	D1	L1	V	60	
VW Passat Saloon inc. 4-Motion exc. R36	03/05-10/10			321 544 600 001		90	16.0	11.3	90	2200												
VW Passat Saloon inc. 4-Motion exc. R36 Please order additionally lower part of the bumper with cover for bumper cutout at VW dealer.	03/05-10/10			321 546 600 001		90	17.5	11.3	90	2200		321 600 300 153			S	CAN	C	E	D	L1	V	105
VW Passat Saloon inc. 4-Motion, inc. R36 Please order additionally lower part of the bumper with cover for bumper cutout at VW dealer.	03/05-10/10	KIT		321 546 900 153		90	21.0	11.3	90	2200		included in the KIT 321 600 300 153			S	CAN	C	E	D	L1	V	105












Volkswagen

VW Passat Estate Syncro - 4-Motion and Passat W8 Variant from 11/00: To guarantee an optimal fit of the bumper it is necessary to mount a bumper reinforcement, please order from VW-dealer, order no. 3B9 807 251A	10/96-09/05			321 637 600 001		90	23.6	11.3	85	2200		321 512 300 113	-10/00	S	FRE	--	E	D1	L1	V	60	
VW Passat Estate front wheel drive exc. 4-Motion from 11/00: To guarantee an optimal fit of the bumper it is necessary to mount a bumper reinforcement, please order from VW-dealer, order no. 3B9 807 251A Support for detachable towball in spare wheel: 3B0 804 993A	04/97-09/05			321 505 600 001	→	90	20.8	10.3	85	1800		321 512 300 113	-10/00	S	FRE	--	E	D1	L1	V	60	
VW Passat Estate front wheel drive exc. 4-Motion	04/97-09/05			321 874 600 001		120	17.0	10.5	85	2000		321 512 300 113	-10/00	S	FRE	--	E	D1	L1	V	60	
VW Passat Estate inc. 4-Motion, inc. R36 08/05-: To guarantee an optimal fit of the bumper order bumper reinforcement from VW-dealer order no. 3C9 807 251 A.	09/05-10/10		 	321 544 600 001 321 546 600 001	 	90	16.0	11.3	90	2200												
VW Passat Estate inc. 4-Motion, inc. R36 08/05-: To guarantee an optimal fit of the bumper order bumper reinforcement from VW-dealer order no. 3C9 807 251 A.	09/05-10/10	KIT		321 546 900 153		90	21.0	11.3	90	2200		included in the KIT 321 600 300 153		S	CAN	C	E	D	L1	V	105	
VW Passat Estate B7 inc. Alltrack R-Line = visible cut	10/10-11/14		 	321 821 600 001 321 823 600 001	 	90	17.5	11.3	90	2200		321 600 300 153		S	CAN	C	E	D	L1	V	105	
VW Passat Estate B7 inc. Alltrack, Bluemotion R-Line = visible cut	10/10-11/14	KIT		321 823 900 153		90	22.0	11.3	90	2200		included in the KIT 321 600 300 153		S	CAN	C	E	D	L1	V	105	

















VW Passat Estate B8 inc. Alltrack To guarantee an optimal fit of the bumper order bumper reinforcement from VW-dealer order no. 3G9807863B.	11/14-			317 141 600 001		90	15.9	11.5	100	2200		305 407 300 107	with preliminary setup	S	CAN	C	E	--	--	H	30		
												305 407 300 113	with preliminary setup	S	CAN	C	E	D	L	H	30		
												305 408 300 107	without preliminary setup	S	CAN	C	E	--	--	V	60		
												305 408 300 113	without preliminary setup	S	CAN	C	E	D	L	V	60		
VW Passat Estate B8 inc. Alltrack To guarantee an optimal fit of the bumper order bumper reinforcement from VW-dealer order no. 3G9807863B.	11/14-	KIT		317 140 900 113		90	19.6	11.5	100	2200		included in the KIT 305 408 300 113	without preliminary setup	S	CAN	C	E	D	L	V	60		
												KIT		317 141 900 113		90	19.9	11.5	100	2200		included in the KIT 305 408 300 113	without preliminary setup
VW Passat Estate B8 inc. Alltrack To guarantee an optimal fit of the bumper order bumper reinforcement from VW-dealer order no. 3G9807863B.	11/14-			317 140 600 001		90	15.0	11.5	100	2200		305 407 300 107	with preliminary setup	S	CAN	C	E	--	--	H	30		
												305 407 300 113	with preliminary setup	S	CAN	C	E	D	L	H	30		
												305 408 300 107	without preliminary setup	S	CAN	C	E	--	--	V	60		
												305 408 300 113	without preliminary setup	S	CAN	C	E	D	L	V	60		
VW Phaeton Please order from VW dealer: Spoiler V6 Petrol + V 8: 3D5 807 434 F Spoiler V6 Diesel + V10: 3D5 807 434 H Spoiler: V12: 3D5 807 434 G cover for bumper: 3D5 807 397 A V7S clip (2x): 6Q0 807 180 bracket to mount towball in the boot consisting of: bracket:	05/02-01/16			321 525 600 001		90	26.0	13.6	100	2500													
VW Polo inc. R-Line	06/09-04/14	KIT		321 741 900 143		120	17.0	7.0	85	1200		321 527 300 143		S									
VW Polo If desired for optical reasons, it is possible to get the complete bumper inc. cover at VW dealers. inc. R-Line 2012-extension for socket holder necessary, order no. 921740650010	06/09-04/14	KIT		321 748 900 143		120	18.5	7.0	85	1200		321 527 300 143		S									








Volkswagen



VW Sharan thermal-insulation plate inc. inc. 4WD bumper bracket is not necessary. 4-Motion: Please check the operating instructions of the vehicle before fitting the towbar.	05/00-08/10		321 665 600 001			90	24.0	12.5	100	2500		321 458 300 107			S	FRE	--	E	--	--	H	60
															321 458 300 113	S	FRE	--	E	D1	L1	H
VW Sharan thermal-insulation plate inc. inc. 4WD bumper bracket is not necessary 4-Motion: Please check the operating instructions of the vehicle before fitting the towbar. Vehicles with "tyre-fit-system": Please order support for towball at VW dealers, order no. 7	05/00-08/10		321 775 600 001			90	26.0	12.5	100	2500		321 458 300 107			S	FRE	--	E	--	--	H	60
															321 458 300 113	S	FRE	--	E	D1	L1	H
		KIT		321 775 900 113		90	28.0	12.5	100	2500		included in the KIT 321 458 300 113			S	FRE	--	E	D1	L1	H	60
VW Sharan	09/10-		321 698 600 001				22.0	12.3	100	2500		321 600 300 153			S	CAN	C	E	D	L1	V	105
VW Sharan Please order separately Spoiler and cover for bumper cutout at VW dealer's.	09/10-		321 700 600 001				22.0	12.3	100	2500		321 600 300 153			S	CAN	C	E	D	L1	V	105
VW Sharan Please order separately Spoiler and cover for bumper cutout at VW dealer's.	09/10-	KIT		321 700 900 153			24.0	12.3	100	2500		included in the KIT 321 600 300 153			S	CAN	C	E	D	L1	V	105
VW T-Roc	07/17-		317 132 600 001			60	19.0	10.3	85	2000		305 407 300 107	with preliminary setup	S	CAN	C	E	--	--	H	30	
												305 407 300 113	with preliminary setup	S	CAN	C	E	D	L	H	30	
												305 408 300 107	without preliminary setup	S	CAN	C	E	--	--	V	60	
												305 408 300 113	without preliminary setup	S	CAN	C	E	D	L	V	60	
		KIT		305 409 900 113			60	21.0	10.3	85	2000		included in the KIT 305 408 300 113	without preliminary setup	S	CAN	C	E	D	L	V	60
VW Tiguan	11/07-	KIT		321 727 900 153			90	21.0	12.0	140	2500	included in the KIT 321 600 300 153			S	CAN	C	E	D	L1	V	105
		KIT		321 728 900 153			90	23.0	12.0	140	2500	included in the KIT 321 600 300 153			S	CAN	C	E	D	L1	V	105

VW Tiguan	11/07-03/16		305 421 600 001		90	19.0	12.0	100	2500											
			305 423 600 001		90	21.0	12.0	100	2500											
VW Tiguan	04/16-		321 906 600 001		60	16.0	12.6	100	2500	305 407 300 107	with preliminary setup	S	CAN	C	E	--	--	H	30	
			321 907 600 001		60	17.8	12.6	100	2500	305 407 300 113	with preliminary setup	S	CAN	C	E	D	L	H	30	
										305 408 300 107	without preliminary setup	S	CAN	C	E	--	--	V	60	
										305 408 300 113	without preliminary setup	S	CAN	C	E	D	L	V	60	
VW Touareg inc. models 04/10- exc. vehicles with spare wheel on tailgate To guarantee an optimal appearance of the vehicle it is necessary to order the rear lower spoiler and the cover (depending on the equipment of the vehicle) separately from the VW dealer (see or	11/02-04/10	KIT		321 500 900 113		150	36.0	16.4	140	3500	included in the KIT 321 500 300 113	-04/10	S	CAN	--	E	D	L1	H	45
VW Touareg inc. models 04/10- exc. vehicles with spare wheel on tailgate To guarantee an optimal appearance of the vehicle it is necessary to order the rear lower spoiler and the cover (depending on the equipment of the vehicle) separately from the VW dealer (see or	11/02-10/17		321 735 600 001		150	33.5	16.4	140	3500	305 417 300 113	06/18-	S	A	C1	E2	D	L1	H	60	
										305 437 300 113	06/18-	S	CAN	C	E	D	L	H	60	
			321 736 600 001		150	34.0	16.4	140	3500	321 500 300 113	-04/10	S	CAN	--	E	D	L1	H	45	
										321 765 300 107	04/10-08/14 exc. vehicles with ACC / distance control	S	CAN	C	E	D	L1	V	180	
										321 765 300 113	04/10-08/14 exc. vehicles with ACC / distance control	S	CAN	C	E	D	L1	V	180	
							321 766 300 113	08/14-10/17	S	CAN	C	E	D	L	H					




Volkswagen


VW Touareg inc. models 04/10- exc. vehicles with spare wheel on tailgate To guarantee an optimal appearance of the vehicle it is necessary to order the rear lower spoiler and the cover (depending on the equipment of the vehicle) separately from the VW dealer (see or	04/10-08/14	KIT		321 736 900 113		150	36.0	16.4	140	3500				included in the KIT 321 765 300 113		04/10-08/14 exc. vehicles with ACC / distance control	S	CAN	C	E	D	L1	V	180
VW Touareg inc. models 04/10- exc. vehicles with spare wheel on tailgate To guarantee an optimal appearance of the vehicle it is necessary to order the rear lower spoiler and the cover (depending on the equipment of the vehicle) separately from the VW dealer (see or	08/14-10/17	KIT		321 766 900 113			36.0	16.4	140	3500			included in the KIT 321 766 300 113		08/14-10/17	S	CAN	C	E	D	L	H		
VW Touareg	11/17-		 	322 063 600 001 322 064 600 001	 	60	25.1	15.7	191	3500														
VW Touran inc. Cross-Touran 08/10-: Please order separately cover for bumper cutout at VW dealer's.	03/03-	KIT		321 838 900 153		90	22.0	9.9	75	1800			included in the KIT 321 600 300 153			S	CAN	C	E	D	L1	V	105	
VW Touran inc. Cross-Touran	03/03-	KIT		321 536 900 153		90	21.5	9.9	75	1800			included in the KIT 321 600 300 153			S	CAN	C	E	D	L1	V	105	
VW Touran inc. Cross-Touran	03/03-09/15			321 536 600 001		90	19.5	9.9	75	1800			321 600 300 153			S	CAN	C	E	D	L1	V	105	
VW Touran inc. Cross-Touran 08/10-: Please order separately cover for bumper cutout at VW dealer's.	03/03-09/15			321 838 600 001		90	20.0	9.9	75	1800			321 600 300 153			S	CAN	C	E	D	L1	V	105	

VW Touran	09/15-		321 814 600 001		60	15.5	10.8	80	2100	305 407 300 107	with preliminary setup	S	CAN	C	E	--	--	H	30
			321 815 600 001		60	16.0	10.8	80	2100	305 407 300 113	with preliminary setup	S	CAN	C	E	D	L	H	30
										305 408 300 107	without preliminary setup	S	CAN	C	E	--	--	V	60
										305 408 300 113	without preliminary setup	S	CAN	C	E	D	L	V	60
VW Transporter T4 Van inc. Syncro	09/90-01/96		321 358 600 001		90	16.5	13.4	100	2600										
VW Transporter T4 Van inc. Syncro and Caravelle	01/96-07/03		321 391 600 001		90	20.2	13.4	105	2600	321 318 300 113	09/98-	S	C2	--	--	D1	--		45
VW Transporter T4 Van inc. Syncro and Caravelle bracket for towball: 921405631005	01/96-07/03		321 405 600 001		90	21.0	13.4	100	2600	321 318 300 113	09/98-	S	C2	--	--	D1	--		45
VW Transporter T4 Chassis Cab inc. Syncro	09/90-03		321 316 600 001		90	26.4	13.7	105	2600	300 052 300 107	09/98-	--	FRE	--	E1	--	--	V	
										300 052 300 113	09/98-	--	FRE	--	E1	D1	--	V	
										300 060 300 107	-08/98	--	C2	--	E1	--	--	H	45
										300 060 300 113	-08/98	--	C2	--	E1	D1	L1	H	45























VW Transporter T5 Van inc. 4 Motion, exc. Rockton To guarantee an optimal fit of the bumper it is necessary to mount 2 foam carriers, please order from VW-dealer, order no. 7H0 807 252 A Please order also from VW dealer: - bracket for towball: 7H0 804 897 A - tensioning belt: 7H0 867 749 Van (without back side windows) 10/09-: To guarantee an optimal fit of the bumper it is necessary to mount: - 1x plastic rail 7H0 807 723 - 8x gasket 357 853 586 B - 8x Clip 701 867 299	03-		321 651 600 001			120	20.0	14.0	100	2800		321 451 300 100	-10/09 additional wire trailer stability systemIt is possible to activate trailer stability system starting from the following chassis numbers:WV2ZZZ7H and WV2ZZZ7HZ5H0597 (Please order additionally.)	S	--	--	E1	--	--	V	60
						321 451 300 147	-10/09	S	C2	C	E1	--	--	H	45						
						321 454 300 143	10/09- for vehicles without preparation	S	CAN	C	E	D	L1	V	180						
						321 455 300 001	10/09-extension kit for vehicles without fuse box under the drivers seat (Please order additionally.)	S						V	60						
						321 650 300 113	07/11-05/12 for vehicles with preparation	S	CAN	--	E	--	--	H	30						
						321 652 300 113	05/12- for vehicles with preparation	S	CAN	--	E	--	--	H	30						
VW Transporter T5 Chassis Cab towball 329076600001 inc. swap system or automatic bolt coupling permitted	01/03-		321 739 600 001			>60	28.0	13.7	100	2500		321 454 300 143	10/09- for vehicles without preparation	S	CAN	C	E	D	L1	V	180
						321 455 300 001	10/09-extension kit for vehicles without fuse box under the driver's seat (Please order additionally.)	S					V	60							
						321 651 300 113	07/11-05/12 for vehicles with preparation	S	CAN	--	E	D	--	H	15						
						321 653 300 113	05/12- for vehicles with preparation	S	CAN	C	E	D	L	H	30						

Volkswagen


VW Transporter T5 Chassis Cab high-load flatbed	04/03-		321 973 600 001			60	25.0	13.8	105	2500		321 455 300 001	10/09-extension kit for vehicles without fuse box under the driver's seat (Please order additionnally.)	S						V	60	
													321 651 300 113	07/11-05/12 for vehicles with preparation	S	CAN	--	E	D	--	H	15
													321 653 300 113	05/12- for vehicles with preparation	S	CAN	C	E	D	L	H	30
VW Transporter T5 Chassis Cab low-load flatbed	04/03-		321 974 600 001			60	26.0	13.8	105	2500		321 455 300 001	10/09-extension kit for vehicles without fuse box under the driver's seat (Please order additionnally.)	S						V	60	
													321 651 300 113	07/11-05/12 for vehicles with preparation	S	CAN	--	E	D	--	H	15
													321 653 300 113	05/12- for vehicles with preparation	S	CAN	C	E	D	L	H	30
VW Transporter T6 Van	06/15-		321 650 600 001			115	18.0	14.0	100	2800		321 454 300 143	10/09- for vehicles without preparation	S	CAN	C	E	D	L1	V	180	
			321 681 600 001			120	17.5	14.0	100	2800		321 455 300 001	extension kit for vehicles without fuse box under the driver's seat (Please order additionnally.)	S						V	60	
			321 651 600 001			120	20.0	14.0	100	2800		321 652 300 113	for vehicles with preparation	S	CAN	--	E	--	--	H	30	























VW Transporter T6 Chassis Cab	06/15-		321 973 600 001	60	25.0	13.8	105	2500	321 451 300 100	additional wire trailer stability systemIt is possible to activate trailer stability system starting from the following chassis numbers:WV2ZZZ7H and WV2ZZZ7HZ5H0597 (Please order additionally.)	S	--	--	E1	--	--	V	60
									321 455 300 001	extension kit for vehicles without fuse box under the driver's seat (Please order additionally.)	S						V	60
									321 653 300 113	for vehicles with preparation	S	CAN	C	E	D	L	H	30

Volvo






Volvo C30	12/06-13			320 065 600 001		180	12.0	8.9	100	1600		320 240 300 107			S	CAN	--	E2	--	--	H	60
				320 066 600 001		180	14.5	8.9	100	1600		320 240 300 113			S	CAN	--	E2	D	L1	H	60
		KIT		320 065 900 113		180	14.0	8.9	100	1600		included in the KIT 320 240 300 113			S	CAN	--	E2	D	L1	H	60
		KIT		320 066 900 113		180	16.5	8.9	100	1600		included in the KIT 320 240 300 113			S	CAN	--	E2	D	L1	H	60
Volvo S40 / V40	04/96-01/04			320 093 600 001			21.0	8.2	80	1500		300 072 300 107	-06/00	--	FRE	--	--	--	--	V		
											300 072 300 113	-06/00	--	FRE	--	--	D1	L1	V			
											300 210 300 107	07/00-	--	A	--	E1	--	--	V	90		
											300 210 300 113	07/00-	--	A	--	E1	D1	L1	V	90		
Volvo S40 / V50 exc. Sports, exc. R design	02/04-			320 059 600 001		40	9.7	8.9	100	1600		300 210 300 113		--	A	--	E1	D1	L1	V	90	
				320 060 600 001		40	10.0	8.9	100	1600		320 240 300 107	06/07-	S	CAN	--	E2	--	--	H	60	
											320 240 300 113	06/07-	S	CAN	--	E2	D	L1	H	60		
Volvo S40 / V50 exc. Sports, exc. R design	06/07-	KIT		320 059 900 113		40	11.7	8.9	100	1600		included in the KIT 320 240 300 113	06/07-	S	CAN	--	E2	D	L1	H	60	
		KIT		320 060 900 113		40	12.0	8.9	100	1600		included in the KIT 320 240 300 113	06/07-	S	CAN	--	E2	D	L1	H	60	
Volvo S60 exc. S60R - 300HP	00-05/10			320 083 600 001		100	23.0	8.9	80	1600		300 210 300 113	10/04-	--	A	--	E1	D1	L1	V	90	
												320 049 300 113	-09/04	S	FRE	C	E	D	L	H	45	

Volvo

Volvo V40 inc. Cross Country exc. R-design	09/12-		320 107 600 001		90	15.0	8.7	75	1500	320 108 300 113			S	A	--	E2	D	L1	H	60	
			320 108 600 001		90	18.0	8.7	75	1500												
	KIT		320 107 900 113		90	17.0	8.7	75	1500	included in the KIT 320 108 300 113			S	A	--	E2	D	L1	H	60	
	KIT		320 108 900 113		90	20.0	8.7	75	1500	included in the KIT 320 108 300 113			S	A	--	E2	D	L1	H	60	
Volvo V60	11/10-01/18		320 071 600 001		90	15.0	10.2	80	1800	300 320 300 183	additional cable for 2nd fog light										
			320 072 600 001		90	17.0	10.2	80	1800	320 543 300 107	-01/18	S	CAN	--	E2	--	--	H	45		
										320 543 300 113	-01/18	S	CAN	--	E2	D1	L1	H	45		
		KIT		320 071 900 113		90	17.0	10.2	80	1800	included in the KIT 320 543 300 113	-01/18	S	CAN	--	E2	D1	L1	H	45	
KIT		320 072 900 113		90	19.0	10.2	80	1800	included in the KIT 320 543 300 113	-01/18	S	CAN	--	E2	D1	L1	H	45			
									300 320 300 183	additional cable for 2nd fog light											
Volvo V70 exc. 4 WD exc. height control	03/00-09/07		320 050 600 001		150	25.0	10.3	120	2000	320 049 300 113	-09/04	S	FRE	C	E	D	L	H	45		
										320 540 300 113	10/04-	S	FRE	--	E2	D	L1	H	45		
Volvo V70 inc. AWD exc. XC70	03/00-09/07		320 090 600 001		100	21.0	10.3	80	2000	320 049 300 113	-09/04	S	FRE	C	E	D	L	H	45		
										320 540 300 113	10/04-	S	FRE	--	E2	D	L1	H	45		











































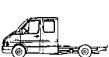
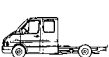

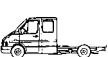


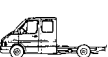




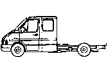
Volvo V70 without height control inc. AWD	09/07-			320 069 600 001		90	20.0	11.0	85	2100	300 320 300 183	additional cable for 2nd fog light	S	CAN	--	E2	--	--	H	45
				320 075 600 001		60	22.0	11.0	85	2100	320 543 300 107									
										320 543 300 113										
		KIT		320 069 900 113		90	22.0	11.0	85	2100	included in the KIT 320 543 300 113	additional cable for 2nd fog light	S	CAN	--	E2	D1	L1	H	45
		KIT		320 075 900 113		60	24.0	11.0	85	2100	included in the KIT 320 543 300 113									
												300 320 300 183								
Volvo V70 with height control inc. AWD	09/07-			320 073 600 001		90	20.0	11.0	85	2100	320 543 300 107		S	CAN	--	E2	--	--	H	45
				320 076 600 001		60	24.0	11.0	85	2100	320 543 300 113									
		KIT		320 073 900 113		90	22.0	11.0	85	2100	included in the KIT 320 543 300 113		S	CAN	--	E2	D1	L1	H	45
		KIT		320 076 900 113		60	24.0	11.0	85	2100	included in the KIT 320 543 300 113									
Volvo V90	09/16-			320 116 600 001		60	22.0	12.6	150	2200	320 117 300 107		S	A	--	E2	--	--	H	60
				320 117 600 001		60	23.0	12.6	150	2200	320 117 300 113									
Volvo V90 Cross Country	11/16-			320 166 600 001		60	21.3	12.6		2200	320 117 300 107		S	A	--	E2	--	--	H	60
				320 167 600 001		60	22.7	12.6		2200	320 117 300 113									

Volvo

Volvo XC90 inc. hybrid	06/15-		320 101 600 001		60	23.0	13.4	140	2700	320 102 300 107			S	A	--	E2	--	--	H	75			
			320 103 600 001		60	27.0	13.4	140	2700				320 102 300 113			S	A	--	E2	D	L1	H	75
			320 102 600 001		60	25.0	13.4	140	2700							included in the KIT 320 102 300 113			S	A	--	E2	D
	KIT		320 101 900 113		60	26.0	12.2	140	2250	included in the KIT 320 102 300 113			S	A	--				E2	D	L1	H	75
	KIT		320 103 900 113		60	31.0	13.4	140	2700				included in the KIT 320 102 300 113						S	A	--	E2	D
	KIT		320 102 900 113		60	26.0	12.2	140	2250							included in the KIT 320 102 300 113			S	A	--	E2	D

Towing brackets, couplings and special towbars

Mercedes Benz Sprinter / VW LT 2

max. total weight	2,8t (2,95t)		3,5t			4,0t and 4,6t		6,0t	6,0t
wheelbase	3.000 mm	3.550 mm	3.000 mm	3.550 mm	4.025 mm	3.550 mm	4.025 mm	3.550 mm	4.025 mm
Van	1 	2 	1 	2 		2 			
Van with high top		2 		2 	2 	4 	8 		
Minibus	1 	2 	1 	2 					
Minibus with high top		2 		2 	2 				
Flatbed	3 	3 	3 	3 	3 	6 	5 	9 	9 
Flatbed with dual cab		3 		3 	3 	6 	5 	9 	9 
Chassis with cab	3 	3 	3 	3 	3 	6 	7 	9 	9 
Chassis with dual cab		3 		3 	3 	6 	5 	9 	9 
Tipper			3 	3 		6 			
Tipper with dual cab				3 		6 			

MB Sprinter / VW LT II 03/96-03/06

Ident-no.	towing capacity 2000 kg end of no.: ...600001	towing capacity 2800/3000 kg end of no.: ...600001	ball plate for 4 WD end of no.: ...600001
1	313087+329059	313152+329059	329042600001
2	313088+329059	313149+329059	329042600001
3	313118 (discontinued, repl. 313157) +329059 ball 40 mm deeper: 313118+329062	313153+329059 ball 40 mm deeper: 313153+329062	329042600001
4	313103 (discontinued, repl. 313154) +329062	repl.: 313154+329062	329042600001
5	313105*+329062	313156*+329062	329042600001
6	313107*+329062	313157*+329062	329042600001
7	313105*+329062+313112605001	313156*+329062+313112605001	329042600001
8	313088+329062	313155+329062	329042600001
9		313145+329062 (3500 kg)	

Product range of MB Sprinter / VW LT II 03/96-03/06

MB Sprinter / VW LT 2	order no.: ...600001	D-Value	vertical load	towing capacity	mounting time			
van / minibus, 3,5t max.total weight, wheelbase=3550/4025mm	313149	17,82	120	2800	150			
chassis with cab / dual cab 3,5t max.total weight	313153	17,82	120	2800	150			
towball	329042	17,2	120					
towball	329059	23,5	150					
towball	329062	19,0	120					
swap system for all models	329064600001	18,5	120					
swap system for all models	342032600001	30	350					
electrical kit, 7-poles, all models until 12/99 van / minibus from 01/00 platform from 01/00	300072300107	-	FRE	-	-	-	-	V
	300072300107	-	FRE	-	-	D1	L1	V
	300052300107	-	FRE	-	-	-	-	V
electrical kit, 13-poles, all models until 12/99 van / minibus from 01/00 flatbed from 01/00	300072300113	-	FRE	-	-	-	-	V
	300072300113	-	FRE	-	-	D1	L1	V
	300052300113	-	FRE	-	-	D1	-	V

The board step 313132600001 must be used for all vans/minibuses. The originally mounted board step cannot be used for all vans/minibuses. This is also intended for van version with integrated step device in the bumper. Your Mercedes or VW dealer will be of help in case you need further information with regard to the towing capacity of your vehicle.

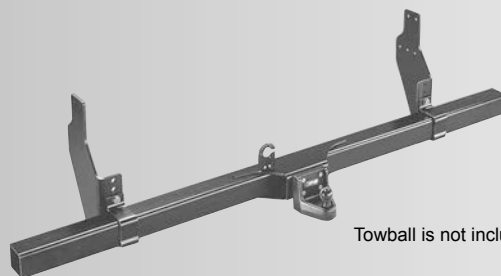
- * When mounting the towbar the integral under run guard can no longer be used on the vehicle. Please order a new under run guard at the Mercedes or VW dealer:
 MB-order no.: for flatbed / van 904 520 0333, for dumper 904 520 0733
 for flatbed 6,0 t max. total weight 905 520 0133 (313145)
 VW-order no.: for flatbed / van 2D3 804 490 N, for dumper 2D3 804 490 Q

Universal HGV towing brackets

Please pay attention to the D-value of each component!





Towing bracket

with integral anderrun guard
order no. 313404600001
and towball
order no. 329103600001



under run guard
approval no.: e13-6131

Towball is not included.

	order no.	 kg	D-value kN	 kg	 kg		
Towing bracket with integral anderrun guard for HGV. Swap system permitted.	313404600001	69,0	25,1	150	3000 3500	17000 9400	
towball recommended	329103600001	8,2	25,1	120	3000 3500	17000 9400	





Towing bracket

with integral anderrun guard
order no. 342179600001
and towball
order no. 329103600001



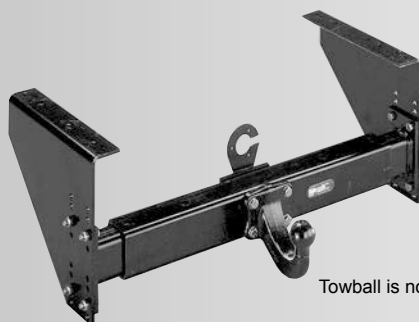
under run guard
approval no.: e13-6130

Towball is not included.





	order no.	 kg	D-value kN	 kg	 kg		
Towing bracket with integral anderrun guard for HGV. Swap system permitted.	342179600001	76,0	23,5	150	3500	z.B. 7500	
towball recommended	329103600001	8,2	25,1	120			

Towing bracket

with integral anderrun guard
order no. 314052600001
and towball
order no. 329062600001



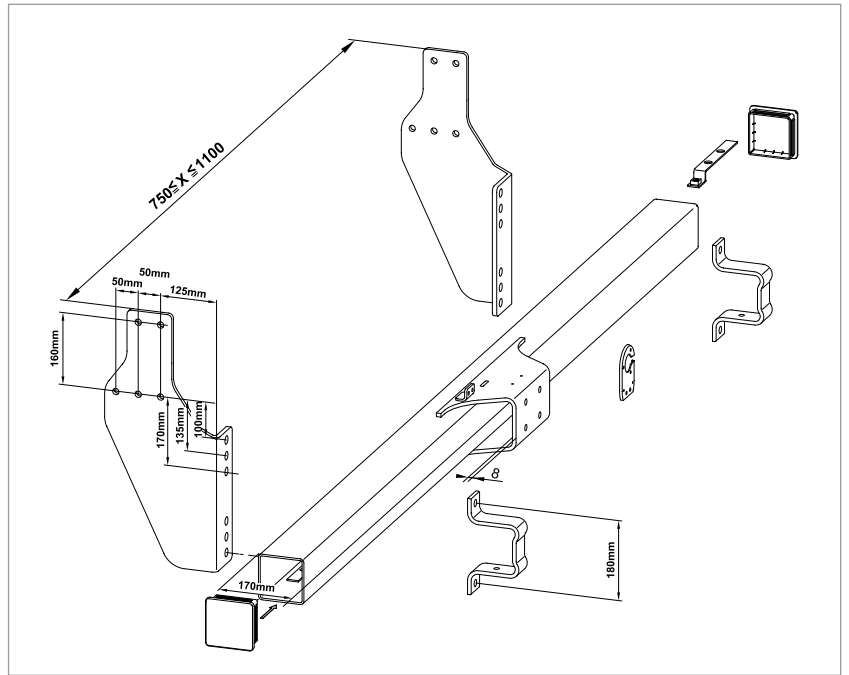
Towball is not included.

	order no.	 kg	D-value kN	 kg	 kg		
Towing bracket for HGV Swap system permitted.	314052600001	27,2	16,4	100	2000	10000	
towball recommended	329062600001						

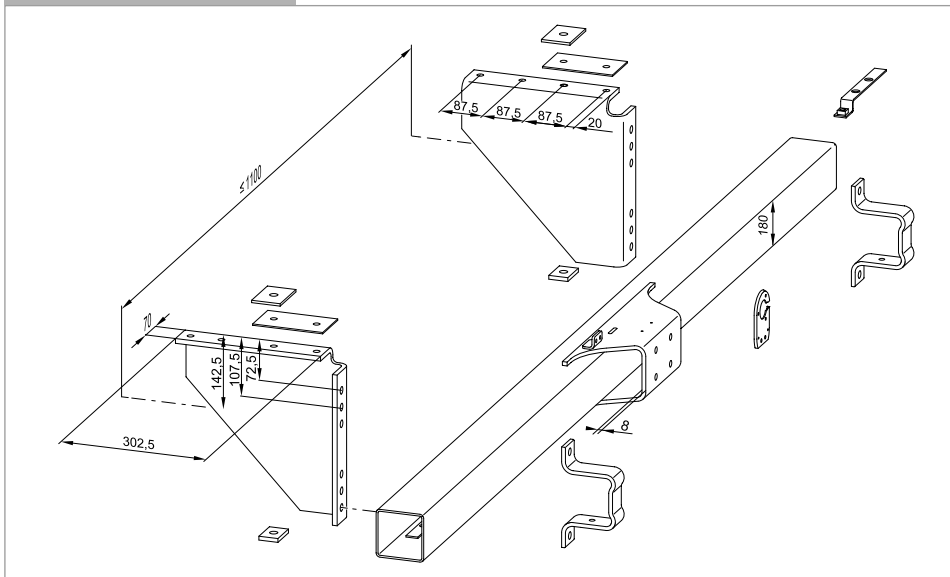
Universal HGV-electrical kits for 12V	order no.	car specific	flash control	coding	PDCcut off	perma- nent plus	charging line	electrical connec- tion	moun- ting time	
	300201300113	-	A	-	-	D1	L1	V		

Technical data for universal HGV towbars

all measurements in mm

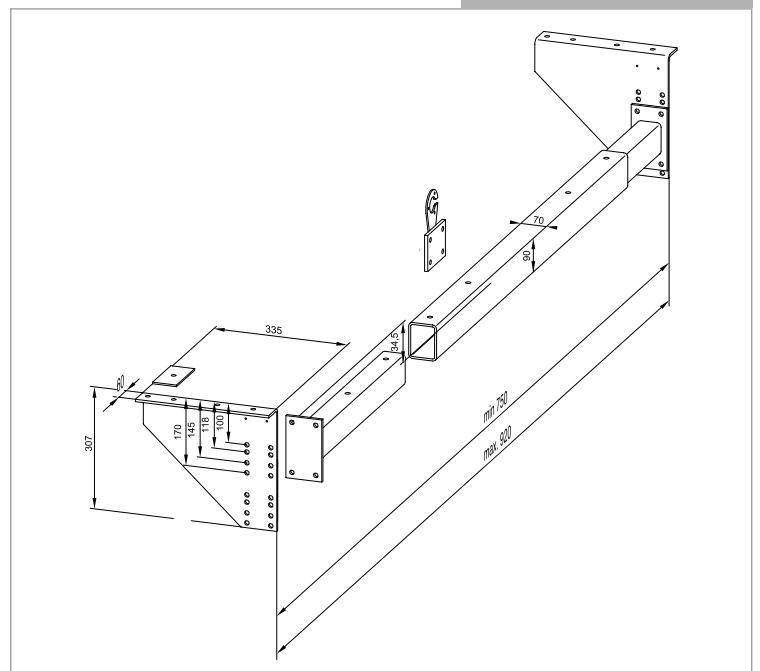


342 179








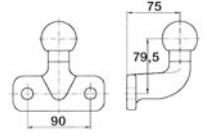
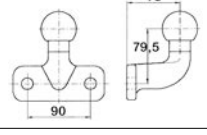
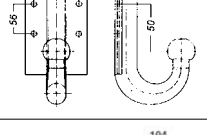
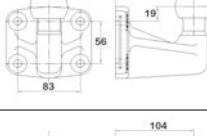
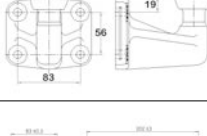
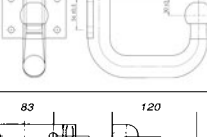
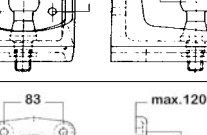
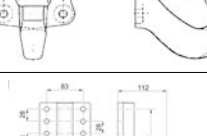
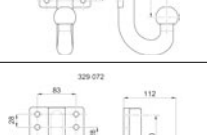
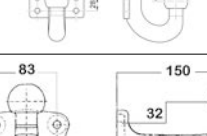
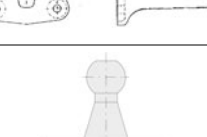

313 404

314 052



Towing brackets universally applicable due to 2-dimensional adjustment (height and width)

Towballs and Couplings for HGV and Off-Road Vehicles

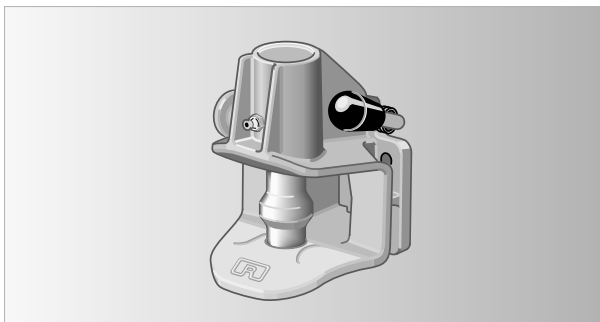
	order no.	 D-Value kN	 kg	 kg	 kg 	
	329076600001	2,4	17,0	150	2.500	5.600
	incl. 2 screws M 16 x 50, 8.8					or 2.200
	329080600001	2,4	20,0	150	2.500	11.000
	incl. 2 screws M 16 x 50, 8.8					or 2.800
	329042600001	4,4	17,2	100	2.800 or 2.500 or 2.000	4.700 or 5.800 or 14.200
	329059600001 (discontinued)	3,0	23,5	150	2.800 or 3.100 or 3.500	15.000 or 10.000 or 7.500
	329141600001	4,0	24,8	250	3.500 or 3.815 or 3.385	9.115 or 7.500 or 10.000
	329143600001	4,5	17,5	200	4.900 or 6.200 or 3.600	2.800 or 2.500 or 3.500
	329103600001	8,5	25,1	120	3.500 or 2.500 or 3.000	9.400 or 40.000 or 17.000
	329062600001	3,6	23,5	150	2.800 or 3.100 or 3.500	15.000 or 10.000 or 7.500
	329071600001	4,1	17,5	150	2.500 or 2.800 or 3.500	6.200 or 4.900 or 3.600
	329072600001	3,7	17,5	150	2.500 or 2.800 or 3.500	6.200 or 4.900 or 3.600
	329089600001	2,8	17,5	150	2.800 or 2.500 or 3.500	4.900 or 6.200 or 3.600
	900008600001	1,05	18,5	150	2.800 or 2.500	5.600 or 7.500

Mounting parts for Couplings



traverse of the towing vehicle or towing bracket	towball or coupling (order no. ends with ...600001)	screw kit*	
8 - 12 mm	329 042 329 059, 329 062, 329 071, 329 072 329 060, 329 089, 329 103	900 040 632 340 900 045 632 325 900 055 632 552	
15 - 20 mm	329 042, 329 057, 329 062, 329 071, 329 072 329 059 329 060, 329 103	900 050 632 424 900 055 632 552 900 060 632 523	
60 - 65 mm	329 042, 329 062, 329 071, 329 072 329 059 329 060, 329 103, 329 089	900 095 632 553 900 100 632 527 900 105 632 554	
65 - 70 mm	329 042, 329 062, 329 071, 329 072 329 059 329 060, 329 103, 329 089	900 100 632 527 900 105 632 554 900 110 632 505	
70 - 75 mm	329 042, 329 062, 329 071, 329 072 329 059 329 060, 329 103, 329 089	900 105 632 554 900 110 632 505 900 115 632 524	
75 - 80 mm	329 042, 329 062, 329 071, 329 072 329 059 329 060, 329 103, 329 089	900 110 632 505 900 115 632 524 900 120 632 516	
80 - 85 mm	329 042, 329 062, 329 071, 329 072 329 059 329 060, 329 103, 329 089	900 115 632 524 900 120 632 516 900 125 632 504	
85 - 90 mm	329 042, 329 062, 329 071, 329 072 329 059 329 060, 329 103, 329 089	900 120 632 516 900 125 632 504 900 130 632 539	
90 - 95 mm	329 042, 329 062, 329 071, 329 072 329 059 329 060, 329 103, 329 089	900 125 632 504 900 130 632 539 900 135 632 379	

* Each kit contains: 4 screws M10 10.9, 4 nuts, 8 washers.
4th - 6th position of the part no. indicates the length of the screws in mm.


Coupling bolt





Coupling bolt
Rockinger-Nr. 243A11000

order no.	screw-hole circle mm	D-Value kN	Dc-Value kN (depends on the height of the ball)	 kg	 kg	
342090600001	83 x 56	18,0	min. 18,0 max. 30,0	5,0	250	

Swap system

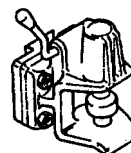


order no.	set	screw-hole circle mm	D/Dc-Value kN		
329064600001	1 ground plate 2 exchangeable plates 1 cover	83 x 56	18,5	3,5	120

Application in association with:



towball



coupling system

*screws / mounting parts (depending on towing brackets and couplings) regard below.

Mounting parts for swap system

screw kit*	Towball or coupling on adapting plate	flange	screws
900 050 636 186	329 042	5 - 10 mm	M 10 x 50
900 055 636 187	329 059, 329 062, 329 072, 329 089 Rockinger bolt coupling	10 - 15 mm	M 10 x 55
900 060 636 188	329 060, 329 103	15 - 20 mm	M 10 x 60

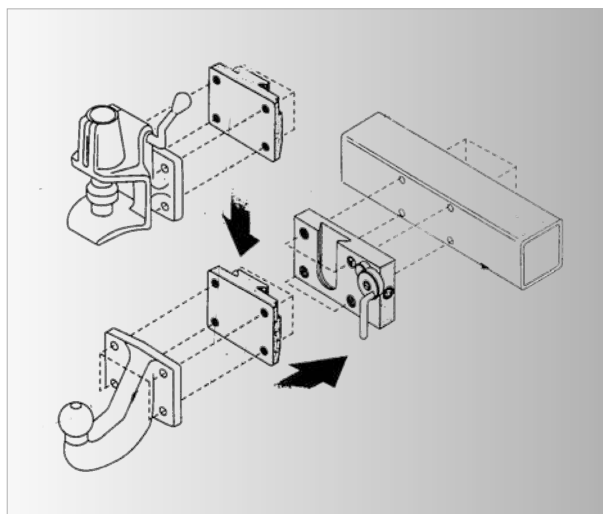
screw kit*	base plate on towing vehicle or towbar	screws
900 040 636 176	8 - 12 mm	M 10 x 40
900 100 636 180	70 - 75 mm	M 10 x 100
900 110 636 182	80 - 85 mm	M 10 x 110
900 130 636 185	95 - 105 mm	M 10 x 130



* Each kit contains

4 screws M10 (10.9)
4 nuts M10
4 washers 10,5

4th - 6th position of the part no. indicates the length of the screws in mm.

Swap system

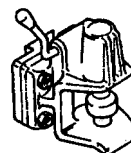


order no.	set	screw-hole circle mm	D/Dc-Value kN		
342032600001	1 ground plate 2 exchangeable plates	83 x 56	30	5,8	350

Application in association with:




towball



coupling system

*screws / mounting parts (depending on towing brackets and couplings) regard below.

Accessories Special Couplings

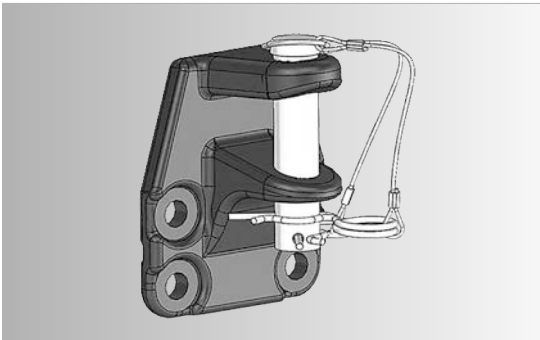


Adapter 2-hole-fixing (90 mm) to 4-hole-fixing (83 x 56 mm)

order no.	900 001 005 062
max. total weight kg	3500
vertical load kg	140
D-value kN	20,2
weight kg	3,0

The combination with the swap systems 329064600001 and 329073600001 is not possible.

Special Couplings



order no.	329 142 600 001
flange plate	
hole Ø mm	17
diameter mm	4-Loch, 90 x 40
max. total weight kg	3500
D-value kN flange	23,4
vertical load kg ball	350
weight kg	3,5



To tow trailers with ring coupling. Perfect for heavy vehicles

order no.	329 091 600 001
flange plate	114 x 73
hole Ø mm	17
diameter mm	2-holes, 90
max. total weight kg	3500
opening mm	50 Ø
D-value kN	27,5
vertical load kg	150
weight kg	3,5



To tow trailers with a ball or ring coupling. Perfect for heavy vehicles

order no.	329 094 600 001	329 090 600001 discontinued	329 131 600 001
flange plate	122 x 91	122 x 91	122 x 91
hole Ø mm	17	10-11	17
diameter mm	2-holes, 90	4-holes, 83 x 56	2-holes, 90
max. total weight kg	3500	3500	3500
D-value kN	31	31	31
vertical load kg	340	340	340
weight kg	5,2	5,2	5,2



With square receptor tube and 51,5 x 51,5 mm in diameter

order no.	342 171 600 001	900001001850
set	1 ground plate 1 towball (2-holes) 1 socket holder 1 mounting kit	1 ground plate 1 mounting kit
D/Dc-vlaue	17,17	17,17
weight kg	8	2,7
vertical load kg	140	140
towing capacity kg	3500	2700

Towbars

Accessories

Spare parts

Accessories



Towball cover (10 pcs.) order no.: 917 034 630 010

package 100 pieces: order no. 917 034 630 100
package 800 pieces: order no. 917 034 630 101



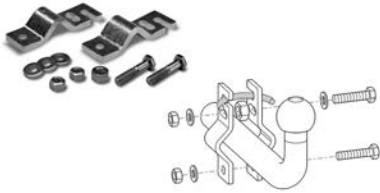
Towball cover blue "Baseball cap" (10 pcs.) order no.: 300 010 001 909

package 50 pieces: order no. 300 050 001 909



Snap gauge

order no.: 900 001 535 051



Bracket

for the safety breakaway rope of the trailer

order no.: 935 211 627 001



Bracket 50 mm Ø

for the safety breakaway rope of the trailer

order no.: 921 540 627 001



Bracket 56 mm Ø

for the safety breakaway rope of the trailer

order no.: 905 243 627 001



Bracket 84 mm Ø

for the safety breakaway rope of the trailer

order no.: 905 276 627 001

Accessories



Presentation rack for towbars

(towbars are not included)

order no.: 300 100 600 001

Steps



Step

(discontinued model)
for Ford Transit van / minibus
only in conjunction with Westfalia towbar 30726060001

order no.: 307 267 600 001



Step

for Mercedes-Benz Sprinter and VW LTII -03/06 (van and minibus).
Only in conjunction with towbars WAM no.:
313 087/088/103/149/152/154/155 600001

order no.: 313 132 600 001



Step

for Mercedes-Benz Sprinter II and VW LT Crafter 03/06-
(van and minibus)
Only in conjunction with towbars WAM no.:
313 267/272/273/376 600001

order no.: 313 285 600 001



Step universal

for all universal HGV towbars with 4 hole towballs and
universal HGV towbars with 2 hole towballs with a hole
spacing of 90 mm
e.g. Citroen Jumper, Fiat Ducato, Mercedes Sprinter,
Peugeot Boxer, VW Crafter

order no.: 313 440 600 001

Side caps for towing brackets



Side cap (2 pcs.) (measurements: 100x100 mm)

342035, 332110, 342076/313146/313192/313193,
313404/342179

order no.: 900 001 503 587



Side cap (2 pcs.) (measurements: 95x65 mm)

321322/202/203, 335099/153, 332033/093/340018,
340042/340043, 313222

order no.: 921 201 630 101

Spare parts for detachable towbars



Key for lock automatic towball

(package 2 pcs.)

*The last two digits are the numbers that appear on the key head or that you have noted in your manual. Declaration and procedure for ordering keys please find on our website www.westfalia-automotive.com.

order no.: 942 001 513 2xx



Cover for lock automatic towball

(package 10 pieces)

order no.: 905 112 630 101



Master key set for detachable towbars

order no.: 942 001 513 999



Skai leather zip bag (for all detachable towbars)

order no.: 900 001 504 923



Metal nut

(incl. 4 steel balls, 1 circlip)
of the ball up to 36 mm

order no.: 903 062 622 101



Metal nut

(incl. 4 steel balls, 1 circlip)
of the ball up to 40 mm

order no.: 914 234 622 101



Leg spring

for manual detachable system

order no.: 903 057 626 001

Plug covers for detachable towbars

oder no. towbar ... 600001	oder no. plug cover	oder no. towbar ... 600001	oder no. plug cover	oder no. towbar ... 600001	oder no. plug cover	oder no. towbar ... 600001	oder no. plug cover
303078	903 078 630 121	303478	913 183 630 121	305262	903 078 630 121	306195	903 011 630 108
303085	903 078 630 121	304059	903 011 630 108	305263	905 219 630 103	306197	903 011 630 108
303095	903 078 630 121	304060	903 011 630 108	305269	905 063 630 103	306203	903 011 630 108
303124	903 078 630 121	304064	916 114 630 120	305276	905 219 630 103	306206	903 011 630 108
303127	903 078 630 121	304068	913 183 630 121	305277	903 078 630 121	306211	903 011 630 108
303130	903 078 630 121	304072	913 183 630 121	305291	905 063 630 103	306215	903 078 630 121
303140	903 140 630 103	304073	913 183 630 121	305300	903 078 630 121	306217	914 234 630 101
303144	903 078 630 121	304075	913 183 630 121	305302	905 146 630 101	306218	903 140 630 103
303155	903 078 630 121	304076	913 183 630 121	305309	903 137 630 101	306220	914 234 630 101
303170	903 137 630 101	304079	913 183 630 121	305314	903 137 630 101	306222	903 078 630 121
303185	903 140 630 103	304092	913 183 630 121	305323	913 183 630 121	306224	903 078 630 121
303189	903 078 630 121	304100	913 183 630 121	305350	913 183 630 121	306226	903 011 630 108
303202	903 140 630 103	304128	933 034 630 101	305365	905 368 608 001	306230	903 140 630 103
303205	903 078 630 121	304131	913 183 630 121	305384	921 630 630 121	306231	903 078 630 121
303207	903 137 630 101	304137	933 034 630 101	305398	903 137 630 101	306232	903 011 630 108
303228	903 078 630 121	304139	913 183 630 121	305400	913 183 630 121	306235	903 011 630 108
303229	903 078 630 121	304144	913 183 630 121	305403	921 630 630 121	306237	913 183 630 121
303230	903 078 630 121	304145	913 183 630 121	305405	921 630 630 121	306238	913 183 630 121
303231	903 078 630 121	304148	913 183 630 121	305407	913 183 630 121	306239	913 183 630 121
303232	903 078 630 121	304149	913 183 630 121	305412	913 183 630 121	306240	913 183 630 121
303235	903 140 630 103	304152	913 183 630 121	305413	903 137 630 101	306241	913 183 630 121
303240	903 078 630 121	304160	913 183 630 121	305415	903 137 630 101	306244	903 078 630 121
303264	903 078 630 121	304209	903 034 630 101	305423	913 183 630 121	306245	913 183 630 121
303266	903 078 630 121	304212	903 034 630 101	305425	905 368 608 001	306246	913 183 630 121
303273	921 630 630 121	305112	905 063 630 103	305429	913 183 630 121	306247	913 183 630 121
303290	903 137 630 101	305131	905 051 630 106	305437	903 137 630 101	306249	913 183 630 121
303292	921 630 630 121	305156	905 063 630 103	305437	903 137 630 101	306250	913 183 630 121
303294	921 630 630 121	305161	905 063 630 103	305445	905 368 608 001	306254	913 183 630 121
303304	903 078 630 121	305164	914 234 630 101	305447	913 183 630 121	306262	913 183 630 121
303314	921 630 630 121	305170	905 063 630 103	305451	913 183 630 121	306264	903 011 630 108
303317	913 183 630 121	305176	905 146 630 101	305465	913 183 630 121	306265	903 078 630 121
303323	903 078 630 121	305191	905 063 630 103	305555	913 183 630 121	306266	903 078 630 121
303330	903 078 630 121	305195	905 063 630 103	306115	903 011 630 108	306269	913 183 630 121
303336	921 630 630 121	305196	905 063 630 103	306128	903 011 630 108	306271	903 137 630 101
303338	903 078 630 121	305197	905 063 630 103	306160	914 234 630 101	306275	903 078 630 121
303340	921 630 630 121	305206	905 146 630 101	306161	903 011 630 108	306277	913 183 630 121
303352	903 078 630 121	305220	905 146 630 101	306166	903 011 630 108	306279	913 183 630 121
303368	921 630 630 121	305223	903 078 630 121	306168	914 234 630 101	306286	903 078 630 121
303372	903 078 630 121	305224	914 234 630 101	306172	914 234 630 101	306291	913 183 630 121
303394	921 630 630 121	305225	903 140 630 103	306174	914 234 630 101	306310	916 211 630 121
303398	913 183 630 121	305243	905 063 630 103	306176	903 011 630 108	306311	916 211 630 121
303404	921 630 630 121	305244	905 063 630 103	306187	903 078 630 121	306319	933 034 630 101
303412	913 183 630 121	305245	905 063 630 103	306189	914 234 630 101	306321	913 183 630 121
303476	913 183 630 121	305246	905 063 630 103	306190	903 011 630 108	306322	913 183 630 121

Plug covers for detachable towbars

oder no. towbar ... 600001	oder no. plug cover	oder no. towbar ... 600001	oder no. plug cover	oder no. towbar ... 600001	oder no. plug cover	oder no. towbar ... 600001	oder no. plug cover
306323	913 183 630 121	307335	921 630 630 121	313192	903 137 630 101	314267	903 078 630 121
306333	933 034 630 101	307336	921 630 630 121	313195	903 078 630 121	314270	913 183 630 121
306350	933 034 630 101	307338	913 183 630 121	313200	903 078 630 121	314281	913 183 630 121
306353	913 183 630 121	307340	913 183 630 121	313204	903 078 630 121	314283	903 078 630 121
306356	921 630 630 121	307343	913 183 630 121	313211	903 078 630 121	314287	903 078 630 121
306361	903 078 630 121	307355	913 183 630 121	313214	903 078 630 121	314289	913 183 630 121
306369	903 078 630 121	307356	913 183 630 121	313222	903 078 630 121	314293	913 183 630 121
306371	903 078 630 121	307385	942 097 630 121	313231	903 078 630 121	314295	903 078 630 121
306372	903 078 630 121	307430	900 001 005 405	313234	913 183 630 121	314305	913 183 630 121
306374	903 078 630 121	307441	913 183 630 121	313239	903 078 630 121	314307	903 078 630 121
306379	933 034 630 101	307455	921 630 630 121	313241	903 078 630 121	314309	900 001 005 405
306381	933 034 630 101	307458	913 183 630 121	313252	921 630 630 121	314310	913 183 630 121
306383	913 183 630 121	307461	921 630 630 121	313276	903 078 630 121	314341	913 183 630 121
306384	913 183 630 121	307463	913 183 630 121	313340	903 137 630 101	314342	913 183 630 121
306387	921 628 630 121	307464	921 630 630 121	313361	921 630 630 121	314348	900 001 059 080
306389	921 630 630 121	307474	913 183 630 121	313373	913 183 630 121	314350	921 630 630 121
306392	913 183 630 121	307476	913 183 630 121	313382	903 078 630 121	314351	921 630 630 121
306393	913 183 630 121	307480	921 630 630 121	313398	913 183 630 121	314354	903 078 630 121
306394	913 183 630 121	307481	921 630 630 121	313400	913 183 630 121	314357	921 630 630 121
306400	921 630 630 121	307495	921 630 630 121	313403	913 183 630 121	314372	921 630 630 121
306405	921 628 630 121	307497	921 630 630 121	313406	903 137 630 101	314386	921 630 630 121
306407	921 628 630 121	307498	921 630 630 121	313421	903 137 630 101	314392	921 630 630 121
306476	903 078 630 121	307501	913 183 630 121	313432	913 183 630 121	314406	903 078 630 121
306519	913 183 630 121	307507	913 183 630 121	313434	921 630 630 121	314409	913 183 630 121
307200	903 078 630 121	307522	913 183 630 121	313436	921 630 630 121	314415	921 630 630 121
307210	903 078 630 121	307565	921 630 630 121	313438	903 078 630 121	314416	921 630 630 121
307233	914 234 630 101	307567	913 183 630 121	313439	903 078 630 121	314420	916 114 630 120
307235	903 078 630 121	307581	913 183 630 121	313503	913 183 630 121	314434	921 630 630 121
307237	903 078 630 121	307659	913 183 630 121	313506	913 183 630 121	314436	903 078 630 121
307239	903 078 630 121	313062	903 011 630 108	313507	913 183 630 121	314437	903 078 630 121
307242	903 078 630 121	313073	903 078 630 121	313515	903 137 630 101	314440	921 630 630 121
307245	903 078 630 121	313082	903 078 630 121	313640	913 183 630 121	314448	903 078 630 121
307247	903 078 630 121	313090	903 011 630 108	314232	914 234 630 101	314451	913 183 630 121
307265	913 183 630 121	313097	903 078 630 121	314234	914 234 630 101	314461	913 183 630 121
307269	903 078 630 121	313117	903 011 630 108	314235	914 234 630 101	314470	921 630 630 121
307286	933 034 630 101	313120	903 078 630 121	314237	914 234 630 101	314472	903 078 630 121
307290	933 034 630 101	313129	913 183 630 121	314239	903 078 630 121	314473	921 630 630 121
307291	933 020 630 101	313160	903 078 630 121	314244	914 234 630 101	314486	913 183 630 121
307305	913 183 630 121	313167	903 078 630 121	314247	903 011 630 108	314488	913 183 630 121
307308	913 183 630 121	313174	903 078 630 121	314251	903 078 630 121	314490	921 630 630 121
307329	921 630 630 121	313176	903 078 630 121	314254	914 234 630 101	314500	903 078 630 121
307330	913 183 630 121	313179	903 078 630 121	314257	903 078 630 121	314501	903 078 630 121
307332	921 630 630 121	313183	913 183 630 121	314259	903 137 630 101	314510	913 183 630 121
307333	913 183 630 121	313189	913 183 630 121	314266	903 078 630 121	314510	913 183 630 121

Plug covers for detachable towbars

oder no. towbar ... 600001	oder no. plug cover	oder no. towbar ... 600001	oder no. plug cover	oder no. towbar ... 600001	oder no. plug cover	oder no. towbar ... 600001	oder no. plug cover
314513	913 183 630 121	315176	900 001 059 080	316267	913 183 630 121	317066	921 630 630 121
314515	921 628 630 122	315178	913 183 630 121	316269	933 034 630 101	317086	921 630 630 121
314582	913 183 630 121	315182	913 183 630 121	316273	913 183 630 121	317088	903 078 630 121
314584	913 183 630 121	315185	913 183 630 121	316278	916 211 630 121	317102	921 630 630 121
314586	913 183 630 121	315188	913 183 630 121	316284	933 034 630 101	317105	903 078 630 121
314588	913 183 630 121	315190	913 183 630 121	316287	933 034 630 101	317107	921 630 630 121
315039	903 011 630 108	315244	921 628 630 121	316291	933 034 630 101	317114	921 630 630 121
315049	903 011 630 108	316097	903 011 630 108	316294	913 183 630 121	317117	903 078 630 121
315050	903 011 630 108	316100	903 011 630 108	316297	913 183 630 121	317128	903 078 630 121
315055	903 078 630 121	316108	903 011 630 108	316307	933 034 630 101	317130	921 630 630 121
315059	903 011 630 108	316110	914 234 630 101	316310	933 034 630 101	317132	921 630 630 121
315060	903 011 630 108	316112	903 011 630 108	316312	933 034 630 101	317134	913 183 630 121
315062	903 011 630 108	316114	916 114 630 120	316315	913 183 630 121	317141	921 630 630 121
315073	903 011 630 108	316117	916 114 630 120	316320	913 183 630 121	317168	913 183 630 121
315074	903 011 630 108	316119	916 114 630 120	316322	913 183 630 121	320040	903 078 630 121
315076	903 011 630 108	316123	903 011 630 108	316324	913 183 630 121	320042	903 011 630 108
315078	903 011 630 108	316128	903 078 630 121	316325	933 034 630 101	320044	903 011 630 108
315080	914 234 630 101	316137	913 183 630 121	316326	933 034 630 101	320048	903 078 630 121
315084	903 011 630 108	316140	913 183 630 121	316334	933 034 630 101	320050	913 183 630 121
315085	903 011 630 108	316142	913 183 630 121	316335	933 034 630 101	320053	913 183 630 121
315086	903 011 630 108	316143	913 183 630 121	316337	913 183 630 121	320057	903 078 630 121
315087	903 011 630 108	316145	913 183 630 121	316342	913 183 630 121	320060	903 078 630 121
315088	903 078 630 121	316152	913 183 630 121	316344	933 034 630 101	320064	921 630 630 121
315090	913 183 630 121	316156	903 078 630 121	316355	933 034 630 101	320066	903 078 630 121
315092	903 137 630 101	316166	913 183 630 121	316359	913 183 630 121	320068	913 183 630 121
315096	903 078 630 121	316176	913 183 630 121	316363	913 183 630 121	320070	900 001 005 405
315097	903 137 630 101	316177	913 183 630 121	316366	913 183 630 121	320072	913 183 630 121
315098	903 078 630 121	316186	903 078 630 121	316387	913 183 630 121	320074	900 001 005 405
315100	903 011 630 108	316192	903 078 630 121	316389	913 183 630 121	320075	913 183 630 121
315103	903 078 630 121	316194	903 078 630 121	316407	913 183 630 121	320076	913 183 630 121
315105	913 183 630 121	316197	907 286 630 001	316432	913 183 630 121	320080	913 183 630 121
315107	913 183 630 121	316199	907 286 630 001	316448	913 183 630 121	320085	900 001 005 405
315109	903 078 630 121	316207	913 183 630 121	317016	903 078 630 121	320088	900 001 059 080
315111	933 034 630 101	316209	913 183 630 121	317021	903 011 630 108	320092	900 001 005 405
315114	933 034 630 101	316214	916 211 630 121	317023	903 011 630 108	320097	921 628 630 121
315115	933 034 630 101	316217	907 286 630 001	317035	903 078 630 121	320102	921 630 630 121
315119	913 183 630 121	316220	933 034 630 101	317036	903 078 630 121	320114	913 183 630 121
315150	913 183 630 121	316222	933 034 630 101	317044	903 078 630 121	320115	921 630 630 121
315152	913 183 630 121	316225	921 630 630 121	317046	903 078 630 121	320117	913 183 630 121
315158	913 183 630 121	316227	921 630 630 121	317047	903 078 630 121	320167	913 183 630 121
315167	900 001 059 080	316250	916 211 630 121	317056	903 078 630 121	320170	913 183 630 121
315168	900 001 059 080	316252	916 211 630 121	317058	903 078 630 121	320172	913 183 630 121
315171	913 183 630 121	316262	913 183 630 121	317060	903 078 630 121	321330	903 078 630 121
315175	913 183 630 121	316265	913 183 630 121	317064	921 630 630 121	321399	903 011 630 108

Plug covers for detachable towbars

oder no. towbar ... 600001	oder no. plug cover	oder no. towbar ... 600001	oder no. plug cover	oder no. towbar ... 600001	oder no. plug cover	oder no. towbar ... 600001	oder no. plug cover
321405	903 078 630 121	321869	921 630 630 121	332235	903 078 630 121	335360	921 630 630 121
321407	903 011 630 108	321871	921 630 630 121	332240	933 034 630 101	335364	903 078 630 121
321408	903 011 630 108	321873	921 630 630 121	332241	933 034 630 101	335367	903 078 630 121
321409	903 011 630 108	321878	921 630 630 121	332247	903 078 630 121	335372	900 000 059 080
321423	914 234 630 101	321885	921 630 630 121	332262	933 034 630 101	335383	913 183 630 121
321424	903 078 630 121	321907	921 628 630 121	332265	913 183 630 121	335393	903 078 630 121
321441	903 078 630 121	322064	913 183 630 121	332296	913 183 630 121	335398	916 114 630 120
321453	903 078 630 121	323045	905 146 630 101	332303	913 183 630 121	335411	903 078 630 121
321464	903 078 630 121	323052	905 146 630 101	332304	921 630 630 121	335414	913 183 630 121
321468	903 078 630 121	323062	923 062 630 101	332305	921 630 630 121	335419	921 630 630 121
321505	903 078 630 121	323079	903 078 630 121	332323	913 183 630 121	335421	903 078 630 121
321508	903 078 630 121	323080	903 078 630 121	332323	913 183 630 121	335455	913 183 630 121
321523	903 078 630 121	323084	903 078 630 121	332327	903 078 630 121	335495	913 183 630 121
321525	903 137 630 101	323097	903 078 630 121	332330	913 183 630 121	338038	903 137 630 101
321537	903 078 630 121	323100	903 078 630 121	335106	913 183 630 121	338054	900 001 059 080
321540	903 078 630 121	323102	921 630 630 121	335201	903 011 630 108	338058	907 286 630 001
321543	921 630 630 121	323107	903 137 630 101	335210	903 011 630 108	338059	903 011 630 108
321546	921 546 608 001	323121	903 137 630 101	335216	914 234 630 101	338066	913 183 630 121
321556	903 078 630 121	323149	913 183 630 121	335218	903 011 630 108	338075	900 001 005 405
321605	903 137 630 101	323150	913 183 630 121	335221	903 011 630 108	338081	913 183 630 121
321626	903 011 630 108	323157	913 183 630 121	335225	914 234 630 101	338087	900 001 059 080
321628	921 630 630 121	323171	913 183 630 121	335231	903 011 630 108	338090	933 034 630 101
321630	921 630 630 121	324012	903 011 630 108	335239	913 183 630 121	338092	933 034 630 101
321647	921 630 630 121	324013	903 011 630 108	335240	916 114 630 120	338094	900 001 059 080
321651	921 630 630 121	324015	914 234 630 101	335250	903 137 630 101	338098	913 183 630 121
321659	903 078 630 121	324019	914 234 630 101	335268	913 183 630 121	338104	913 183 630 121
321673	903 078 630 121	324021	933 020 630 101	335281	903 011 630 108	338110	921 630 630 121
321691	913 183 630 121	324022	933 034 630 101	335282	933 020 630 101	338116	913 183 630 121
321700	921 630 630 121	324028	913 183 630 121	335285	913 183 630 121	338120	913 183 630 121
321728	913 183 630 121	324040	900 001 059 170	335289	913 183 630 121	338126	921 630 630 121
321730	921 630 630 121	327014	905 063 630 103	335291	913 183 630 121	338128	913 183 630 121
321736	903 137 630 101	327068	913 183 630 121	335295	913 183 630 121	340031	903 011 630 108
321738	921 630 630 121	332120	903 011 630 108	335302	913 183 630 121	340037	903 078 630 121
321740	921 630 630 121	332122	903 011 630 108	335304	913 183 630 121	340039	903 078 630 121
321748	903 078 630 121	332124	903 011 630 108	335305	913 183 630 121	340040	905 063 630 103
321751	921 630 630 121	332135	914 234 630 101	335323	913 183 630 121	340052	903 078 630 121
321775	903 078 630 121	332154	903 078 630 121	335325	913 183 630 121	340066	913 183 630 121
321778	921 630 630 121	332176	903 078 630 121	335327	933 034 630 101	340068	933 034 630 101
321815	921 630 630 121	332186	903 078 630 121	335344	913 183 630 121	340072	903 137 630 101
321823	921 630 630 121	332198	903 078 630 121	335346	913 183 630 121	340074	933 034 630 101
321838	903 078 630 121	332206	903 078 630 121	335353	913 183 630 121	340076	900 001 005 405
321852	921 630 630 121	332223	903 078 630 121	335355	913 183 630 121	340081	913 183 630 121
321863	921 630 630 121	332227	903 078 630 121	335357	913 183 630 121	340093	921 630 630 121
321866	921 630 630 121	332232	903 078 630 121	335358	913 183 630 121	340094	921 630 630 121

Plug covers for detachable towbars

oder no. towbar ... 600001	oder no. plug cover	oder no. towbar ... 600001	oder no. plug cover	oder no. towbar ... 600001	oder no. plug cover	oder no. towbar ... 600001	oder no. plug cover
340095	921 628 630 121	342188	913 183 630 121	345016	903 137 630 101	346071	913 183 630 121
340097	921 630 630 121	342189	913 183 630 121	345021	903 078 630 121	346072	913 183 630 121
340132	913 183 630 121	342197	921 630 630 121	345026	933 034 630 101	346074	913 183 630 121
341003	903 137 630 101	342200	913 183 630 121	345028	903 078 630 121	346083	913 183 630 121
341004	914 234 630 101	342205	813 183 630 121	345036	903 078 630 121	346084	913 183 630 121
341006	933 034 630 101	342207	913 183 630 121	345039	903 078 630 121	346087	913 183 630 121
341016	933 034 630 101	342209	913 183 630 121	345055	900 000 059 080	346093	913 183 630 121
341018	913 183 630 121	342217	921 630 630 121	345059	903 078 630 121	346104	913 183 630 121
341021	913 183 630 121	342221	921 630 630 121	345065	913 183 630 121	346106	913 183 630 121
341024	913 183 630 121	343023	903 011 630 108	345068	913 630 630 121	346112	913 183 630 121
342062	903 011 630 108	343024	903 078 630 121	345070	913 183 630 121	346124	913 183 630 121
342068	914 234 630 101	343037	933 020 630 101	345077	913 183 630 121	346126	913 183 630 121
342092	903 078 630 121	343038	913 183 630 121	345079	913 183 630 121	348002	903 011 630 108
342093	903 137 630 101	343040	913 183 630 121	345080	933 034 630 101	348003	903 011 630 108
342097	903 137 630 101	343043	933 034 630 101	345082	913 183 630 121	348007	903 011 630 108
342098	903 137 630 101	343044	933 034 630 101	345084	913 183 630 121	348009	903 011 630 108
342099	903 137 630 101	343046	913 183 630 121	345086	913 183 630 121	348012	903 011 630 108
342103	913 183 630 121	343047	913 183 630 121	345090	913 183 630 121	348014	933 020 630 101
342105	913 183 630 121	343056	913 183 630 121	345092	913 183 630 121	348016	913 183 630 121
342107	933 034 630 101	343058	913 183 630 121	345096	913 183 630 121	348018	903 078 630 121
342113	903 137 630 101	343061	921 630 630 121	345112	921 630 630 121	348020	900 001 005 405
342125	900 001 005 405	343063	921 630 630 121	345113	913 183 630 121	348022	913 183 630 121
342127	916 211 630 121	343067	913 183 630 121	345115	913 183 630 121	348024	900 001 005 405
342129	900 001 005 405	343074	921 630 630 121	345117	913 183 630 121	348026	913 183 630 121
342131	913 183 630 121	343076	921 630 630 121	345119	913 183 630 121	348028	913 183 630 121
342136	916 211 630 121	343080	913 183 630 121	345127	913 183 630 121	348031	900 001 005 405
342138	900 001 059 080 od.:	343088	913 183 630 121	345129	913 183 630 121	348033	900 001 059 080
342138	900 001 059 170	344008	903 011 630 108	345139	913 183 630 121	348035	913 183 630 121
342139	900 001 005 405	344024	903 011 630 108	345141	913 183 630 121	348037	921 628 630 121
342140	900 001 005 405	344027	903 011 630 108	346016	903 137 630 101	348063	921 630 630 121
342151	900 001 059 080	344031	903 011 630 108	346019	903 078 630 121	348065	921 630 630 121
342153	900 001 059 080	344039	903 078 630 121	346021	913 183 630 121	348078	913 183 630 121
342154	900 001 059 080	344044	913 183 630 121	346024	933 034 630 101	348080	913 183 630 121
342155	900 001 059 080	344048	913 183 630 121	346026	913 183 630 121	349025	921 630 630 121
342157	900 001 059 405	344050	903 078 630 121	346047	900 001 059 080	349027	921 630 630 121
342159	900 001 059 080	344054	905 146 630 101	346049	913 183 630 121	349039	903 078 630 121
342163	900 001 059 080	344060	921 630 630 121	346051	900 001 059 080	342197	921 628 630 121
342165	900 001 005 405	344074	905 146 630 101	346057	900 001 005 405		
342172	900 001 059 080	344079	921 630 630 121	346059	900 001 005 405		
342177	900 001 005 405	344094	913 183 630 121	346060	913 183 630 121		
342178	921 630 630 121	344102	913 183 630 121	346061	913 183 630 121		
342183	913 183 630 121	344111	913 183 630 121	346064	913 183 630 121		
342185	921 628 630 121	345003	903 011 630 108	346066	913 183 630 121		

Wiring Kits

Accessories

Spare parts

Universal wiring kits (12 V on-board electrical systems)



Turn signal monitoring by flash unit with C2 function

Universally applicable for vehicles **without** Checkcontrol system, with European 3-pin replacement flash unit with C2 connection with rear fog light shutdown

order no.

300 060 300 107

300 060 300 113

300 061 300 107 (with adapter for deviant flash unit wiring)

300 061 300 113 (with adapter for deviant flash unit wiring)

300 096 300 157 (only wire set for vehicles with C2 feature)

300 096 300 163 (only wire set for vehicles with C2 feature)



Turn signal monitoring by control unit with double flashing rate

Universally applicable for vehicles **without** Checkcontrol system, with rear fog light and acoustic parking system shutdown

order no.

300 052 300 107 (socket with screw contacts, extended socket supplyline, e.g.: for flatbed)

300 052 300 113 (socket with screw contacts, extended socket supplyline, e.g.: for flatbed)

300 072 300 107 (socket with screw contacts)

300 072 300 113 (socket with screw contacts)

300 073 300 113 (flat 40 mm socket with crimp contact and cable inlet on the side)



Turn signal monitoring by control unit with double flashing rate

Universally applicable for vehicles **with** Checkcontrol system, with rear fog light and acoustic parking system shutdown

order no.

300 056 300 107 (socket with screw contacts, extended socket supplyline, e.g.: for flatbed)

300 056 300 113 (socket with screw contacts, extended socket supplyline, e.g.: for flatbed)



Turn signal monitoring by control unit with acoustic error message

Universally applicable for vehicles **with** Checkcontrol system, partially also for vehicles with data bus technology (CAN), with rear fog light and parking system shutdown

order no.

300 210 300 107 (socket with screw contacts)

300 210 300 113 (socket with screw contacts)

Extension kits



Continuous positive and charging line extension kit

Contains the connection for contact 9 and 10 acc. DIN/ISO 11446 incl. fuse and cut-off relay, 12 V

order no.: 300 025 300 113



10p CCM 506 079 (only complete kit)

Signal amplification for Checkcontrol, continuous positive necessary

order no.: 300 025 300 173



Electric Kit, towbar

(Catalogue identification "D1" in the 16 table column)
Contains the connection for contact 9 (13) acc. DIN/ISO 11446 incl. fuse.

order no.: 300 027 300 113



Electric Kit, towbar

(Catalogue identification "L1" in the 17 table column)
Contains the connection for contact 10 and 11 acc. DIN/ISO 11446 incl. fuse and cut-off relay, 12 V

order no.: 300 028 300 113



Rear fog light / Acoustic parking system switch-over kit

Contains a switch-over relay (12V)/ Connection accessories for changing the polarity of the specific function, for example earth-switched rear fog lights on the vehicle.

order no.: 300 065 300 005

Control units 12V – Signal strenghtening moduls



Example illustrations:
signal strenghtening moduls

Identification no. (from the original control unit)		replaced by	part no.	
506004	control unit 12V EJH		900001506004	
506005	control unit ASTM-12		900001506005	
506079	control unit CC-extension		900001506079	
506244	control unit ASTM PRO -C1	X	900001506499	
506274	control unit ALM 10/1		900001506274	
506308	control unit ASG 2000-121	X	900001506274	
506434	control unit ASG 2000-221		900001506434	
506447	control unit ASG 2000-361		no longer available	
506471	control unit Jaeger A52040211		no longer available	
506472	control unit EJH 321132-W203		no longer available	
506473	control unit EJH 321133-A4	X	900001506434	
506499	control unit ASTM Pro V4		900001506499	
506542	control unit ASTM 10		900001506542	
506578	control unit ECS 5D033		900001506578	
506623	control unit WAM ASTM-R		900001506623	
506633	control unit WESTFALIA-Lightcontrol (LC)		900001506633	
506723	control unit 14P. -5030		no longer available	
506727	control unit Universal 58 231 021		no longer available	
506730	control unit 10P TLM C2+54		no longer available	
506848	control unit 14P 321059		900001506848	
506857	control unit Vol. SIK 10		no longer available	
506862	control unit 9P. 2(4)x21W 321054		no longer available	
506906	control unit ASTM PRO B1		no longer available	
506907	control unit ASTRA/ ZAFIRA UN17		900001506907	
506974	control unit WAM vehicle tester (LCT)		900001506974	
506978	control unit ASTM PRO A1	X	900001506499	
507042	control unit ECS 5C040		900001507042	
507044	control unit ASTM PRO V4 TD		900001507044	
507059	control unit Lightcontrol (LC-L)-TD		no longer available	
507075	control unit EJH 321112		900001507075	
507082	control unit EJH 321113		900001507082	
507085	control unit EJH 321114		900001507085	
507091	control unit 14P. EH 9509		900001507091	

Control units 12V – UCC-control units

control units that
are connected to the
CAN net



Example illustration for
UCC moduls

Identification no. (from the original control unit)		replaced by	part no.	
506625	Uni CAN controll BMW UCC-1		900001506625	
506626	Uni CAN controll PSA UCC-1 with buzzer		900001506626	
506627	Uni CAN controll Ford UCC-1		900001506627	
506628	Uni CAN controll Volvo UCC-1		no longer available	
506629	Uni CAN controll Daimler UCC-1		900001506629	
506630	Uni CAN controll VW UCC-1		900001506630	
506631	Uni CAN controll Vauxhall UCC-1		900001506631	
506632	Uni CAN controll Volvo UCC-2		no longer available	
506668	Uni CAN controll Volvo UCC-3		900001506668	
506669	Uni CAN controll Volvo UCC-4		no longer availabe	
506670	Uni CAN controll MA/FO UCC-1		900001506670	
506722	Uni CAN controll BMW UCC-3		no longer available	
506737	Uni CAN controll BMW UCC-2		900001506625	
506738	Uni CAN controll Ford UCC-2		900001506738	
506796	Uni CAN controll PSA UCC-2		no longer available	
506822	Uni CAN controll Daimler UCC-2		900001506822	
506823	Uni CAN controll Fiat UCC-1 with buzzer		900001506823	
506824	Uni CAN controll Fiat UCC 2		no longer available	
506867	Uni CAN controll Ford UCC-4		900001506867	
506964	Uni CAN controll PSA UCC-3		900001506964	
507005	Uni CAN controll Renault UCC V-1		900001507005	
507007	Uni CAN controll BMW UCC HV-1		900001507007	
507040	Uni CAN controll Daimler UCC V4.0		900001507040	
507043	Uni CAN controll Daimler UCC V3		900001507043	
507062	Uni CAN controll Ford UCC 5		900001507062	
507097	Uni CAN controll VW UCC 2		no longer available	
507098	Uni CAN controll VW UCC 3		900001507098	


Control units 12V – CAN-Module



Example illustration
for CAN-modules

Identification no. (from the original control unit)		replaced by	part no.	
506156	CAN control unit DC Hella 5DS 008 895		900001506156	
506171	CAN control unit DC Hella 5DS 008 102		no longer available	
506173	CAN control unit DC Hella 5DS 008 493		900001506173	
506195	CAN control unit DC		no longer available	
506229	CAN control unit DC		no longer available	
506248	CAN control unit DC		no longer available	
300001 506573	CAN control unit DC	X	900001506873	
300001 506873	CAN control unit DC		900001506873	

Control units 12V – CAN-Module



Identification no. (from the original control unit)		replaced by	part no.	
506077	CAN control unit AAG	X	900001506758	
506151	CAN control unit AAG	X	900001506758	
506153	CAN control unit AAG	X	900001506758	
506328	CAN control unit AAG	X	900001506758	
506352	CAN control unit AAG	X	900001506758	
300001 506553	CAN control unit AAG	X	900001506758	
300001 506558	CAN control unit AAG	X	900001506758	
300001 506658	CAN control unit AAG	X	900001506758	
300001 506758	CAN control unit AAG		900001506758	
300001 506194	CAN control unit AAG	X	900001506653	
300001 506557	CAN control unit AAG		900001506557	
300001 506560	CAN control unit AAG		900001506560	
300001 506561	CAN control unit AAG	X	no longer available	
300001 506562	CAN control unit AAG		900001506653	
300001 506569	CAN control unit AAG		900001506569	
300001 506667	CAN control unit AAG		900001506667	
300001 506687	CAN control unit AAG		900001506569	
300001 506697	CAN control unit AAG		900001506697	
300001 506821	CAN control unit AAG		900001506821	
300001 506710	CAN control unit AAGS		900001506710	
300001 506790	CAN control unit AAGS		900001506790	
300001 506869	CAN control unit AAGS	X	900001506869	
300001 506870	CAN control unit AAGS		900001506870	
300001 507025	CAN control unit AAGS		900001506869	
300001 507012	CAN control unit AAGS		900001507012	
300001 507014	CAN control unit AAGS		900001507014	
300001 507015	CAN control unit AAGS		900001507015	
300001 507016	CAN control unit AAGS		900001507016	

Relays 12 V



Rear fog light switch-off relay

30 = input (rear fog light switch)
87 a = open contact (rear fog light vehicle)
85 = output socket (rear fog light trailer)

order no.: 900 001 506 053



Turn signal (French)

4-pin (506 148)
C = 49 a output flash unit
+ = 49 input flash unit
- = 31 earth
R = C 1st indicator

order no.: 900 001 506 147



Amplifier up to 25A (changer)

1 = 86 = input control wire
2 = 85 = earth control wire
3 = 30 = input connecting contact
4 = 87a = opener connection contact
5 = 87 = closer connection contact

order no.: 900 001 506 186



Warning blinker switch with C2 function

(VW T4 07/98-)

order no.: 900 001 506 287



Amplifier up to 70A

1 = 86 = input control wire
2 = 85 = earth control wire
3 = 30 = input connecting contact
4 = 87a = opener connection contact
5 = 87 = closer connection contact

order no.: 900 001 506 464



Relay (Mini-model, e.g. Espace, Alfa, Fiat, ... (506 742))

1 = 86 = input control wire
2 = 85 = earth control wire
3 = 30 = input connecting contact
4 = 87a = opener connection contact
5 = 87 = closer connection contact

order no.: 900 001 506 742



Turn signal (European)

3-pin + C2 (506 811)
B = 49 input flash unit
L = 49 a output flash unit
E = 31 earth

order no.: 900 001 506 811

Relays 12 V



Turn signal (European) (kit with C2 light and cable)

3-pin + C2 (506 811)

B = 49 input flash unit

L = 49 a output flash unit

E = 31 earth

order no.: 900 002 506 811

Control Units and Sockets

Wiring kits	Identification no.	Relay	Socket	
			7 pins Order no.	13 pins Order no.
Order no.		Order no.		
300025300173	Control unit 10p 506079	only complete wiring kit		
300052300107/113	Control unit 12p ALM12/1/ASTM12/ASG2000-121	900001506005	900001506424	900001506439
300056300107/113	Control unit 30p 506 270 A	900001506499	900001506424	900001506439
300060300107/113	Relay 3p+2p C2 506 811	900001506811	900001506424	900001506680
300061300107/113	Relay 3p+2p C2 506 811	900001506811	900001506424	900001506680
300061300107/113	Adapter	900061305001		
300070300107/113	Control unit 10p ALM 10/1 (former: 582070002)	900001506274	900001506424	900001506680
300071300107/113	Control unit 22p (58 231 024)	900001506104	900001506054	900001506387
300072300107/113	Control unit 12p ALM12/1/ASTM12/ASG2000-121	900001506005	900001506397	900001506001
300073300113	Control unit 12p ALM12/1/ASTM12/ASG2000-121	900001506005	-	900001506124
300076300107/113	Control unit 22p ASG 2000-221	900001506434	900001506424	900001506439
300077300107/113	Control unit 22p 506 434	900001506434	900001506424	900001506439
300077300107/113	Control unit 30p 506 270 A	900001506499	900001506424	900001506439
300078300107/113	Control unit ASTM pro V4 (former: ASTM pro C1)	900001506499	900001506424	900001506439
300080300107/113	Flashadapter EKS 2000	900001506811	900001506424	900001506680
300200300113	Relay 30p 506691	900001506691	-	900001506439
300201300113	Control unit 22p ASTM LC	900001506633	-	900001506439
300210300107/113	Control unit 22p ASTM LC	900001506633	900001506424	900001506439
303056300107/113	Relay 4p Westfalia	900001507786	900001506397	900001506680
303116300107/113	Relay 8p 54 220 003	900001506961	900001506424	900001506680
303117300107/113	Relay 8p 54 220 003	900001506961	900001506424	900001506680
303119300107/113	Relay 8p 54 220 003	900001506961	900001506424	900001506680
303120300107/113	Relay 8p 54 220 003	900001506961	900001506424	900001506680
303121300113	Control unit 15p 6 908 767	900001506563	-	900001506439
303122300113	Relay 8p 54 220 003	900001506961	-	-
303123300113	Control unit 15p 8 369 019 / 6 908 767	900001506563	-	900001506439
303124300113	Control unit 15p 8 369 019 / 6 908 767	900001506563	-	900001506439
303127300113	Control unit 15p 8 369 019 / 6 908 767	900001506563	-	900001506439
303137300113	Control unit 15p 8 369 019 / 6 908 767	900001506563	-	900001506680
303140300107/113	Control unit 15p 8 369 019 / 6 908 767	900001506563	900001506384	900001506439
303180300107/113	Control unit 12p ALM12/1/ASTM12/ASG2000-121	900001506005	900001506424	900001506439
303189300113	Control unit 15p 8 369 019 / 6 908 767	900001506563	-	900001506439
303202300113	Control unit ASTM pro V4 (former: ASTM pro C1)	900001506499	-	900001506386
303205300113	Control unit ASTM pro V4 (former: ASTM pro C1)	900001506499	-	900001506387
303235300113	Control unit ASTM pro V4 (former: ASTM pro C1)	900001506499	-	900001506386
303240300113	Control unit ASTM pro V4 (former: ASTM pro C1)	900001506499	-	900001506387
303338300107/113	Control unit BMW (former: UCC-3) UCC-2	900001506737	900001506397	900001506001
303352300107/113	Control unit BMW UCC-HV-1	900001507007	900001506424	900001506439
303368300113	Control unit BMW UCC-HV-1	900001507007	-	900001506439
303372300113	Control unit BMW UCC-HV-1	900001507007	-	900001506439
303372300113	Control unit BMW UCC-HV-1	900001507007	-	900001506607
303450300113	Control unit 18+10p 506577 (5F001)	900001506577	-	900001506439
303451300107/113	Control unit BMW (former: UCC-1) UCC-2	900001506737	900001506424	900001506439

Control Units and Sockets

Wiring kits	Identification no.	Relay	Socket	
			7 pins Order no.	13 pins Order no.
Order no.		Order no.		
303460300107/113	Control unit BMW (former: UCC-1) UCC-2	900001506737	900001506424	900001506439
303461300113	Control unit 18+10p 506577 (5F001)	900001506577	-	900001506439
304047300107/113	Relay 3p+2p C2 506 811	900001506811	900001506424	900001506680
304054300107/113	Control unit 12p ALM12/1/ASTM12/ASG2000-121	900001506005	900001506424	900001506439
304060300107/113	Relay 3p+2p C2 506 811	900001506811	900001506424	900001506680
304061300107/113	Control unit 12p ALM12/1/ASTM12/ASG2000-121	900001506005	900001506424	900001506439
304064300107/113	Control unit 12p ALM12/1/ASTM12/ASG2000-121	900001506005	900001506424	900001506439
304144300113	Control unit PSA (former: UCC-2) UCC-3	900001506964	-	900001506001
304152300107/113	Control unit PSA (former: UCC-2) UCC-3	900001506964	900001506397	900001506001
304157300113	Control unit PSA UCC-3	900001506964	-	900001506439
304157300113	Control unit PSA (former: UCC-2) UCC-3	900001506964	-	900001506439
304400300107/113	WA_PSA_UCC-1	900001506626	900001506548	900001506439
304401300107/113	WA_PSA_UCC-1	900001506626	900001506548	900001506439
304402300107/113	WA_PSA_UCC-1	900001506626	900001506548	900001506439
304510300107/113	Relay 3p+2p C2 506 811	900001506811	900001506424	900001506680
305155300107/113	Relay 3p+2p C2 506811	900001506811	900001506424	900001506680
305161300107/113	Control unit 8p 321099/321105/321106	900001506252	900001506397	900001506386
305171300107/113	Control unit ASTM pro V4 (former: ASTM 30)	900001506499	900001506424	900001506439
305177300107/113	Control unit 12p ALM12/1/ASTM12/ASG2000-121	900001506005	900001506397	900001506001
305179300107/113	Control unit 14p 321095	900001506399	900001506054	900001506386
305180300107/113	Control unit 12p ALM12/1/ASTM12/ASG2000-121	900001506005	900001506397	900001506001
305191300107/113	Control unit ASTM pro V4 (former: ASTM 30)	900001506499	900001506424	900001506439
305205300107/113	Control unit 10+14+14op 321133	900001506473	900001506397	900001506001
305206300107/113	Control unit ASTM pro V4 (former: ASTM 30)	900001506499	900001506397	900001506001
305207300107/113	Control unit 14p 321095	900001506399	900001506054	900001506386
305208300107/113	Control unit ASTM pro V4 (former: ASTM pro C1)	900001506499	900001506397	900001506001
305209300107/113	Control unit ASTM pro V4 (former: ASTM pro C1)	900001506499	900001506397	900001506001
305210300107/113	Control unit 5DS 008 408-10	900001506101	900001506397	900001506124
305212300107/113	Control unit 506205	900001506205	900001506397	900001506124
305213300107/113	Control unit 506205	900001506205	900001506397	900001506124
305213300107/113	Control unit 5DS 008 408-10	900001506653	900001506054	900001506386
305214300107/113	Control unit 300001506562	900001506653	900001506397	900001506124
305215300107/113	Control unit 5DS 008 408-10	900001506653	900001506054	900001506386
305216300107/113	Control unit 300001506557	900001506557	900001506397	900001506124
305220300107/113	Control unit 14p 321095	900001506399	900001506054	900001506386
305221300107/113	Control unit 12p ALM12/1/ASTM12/ASG2000-121	900001506005	900001506397	900001506001
305222300107/113	Control unit 30p ASTM 30	900001506275	900001506397	900001506001
305223300107/113	Control unit 12p ALM12/1/ASTM12/ASG2000-121	900001506005	900001506397	900001506001
305224300107/113	Control unit 10+14+14op 321133	900001506473	900001506397	900001506001
305226300113	Control unit AAG	900001506765	-	900001506386
305227300113	Control unit AAG	900001506765	-	900001506124
305228300107/113	Control unit 30p ASTM 30	900001506499	900001506424	900001506439
305255300107/113	Control unit AAG	900001506328	900001506424	900001506124

Control Units and Sockets

Wiring kits	Identification no.	Relay	Socket	
			7 pins Order no.	13 pins Order no.
Order no.		Order no.		
305256300107/113	Control unit 300001506558	900001506558	900001506397	900001506124
305268300113	Control unit 300001506560	900001506560	900001506397	900001506124
305269300107	Control unit AAG	900001506765	900001506397	-
305269300113	Control unit AAG	900001506479	-	900001506124
305272300107/113	Control unit AAG	900001506327	900001506397	900001506124
305329300107/113	1K0.907.383.F	900001506658	900001506344	900001506123
305330300107/113	1K0.907.383.F	900001506658	900001506344	900001506123
305384300113	4H0.907.383.C	900001506663	-	900001506123
305385300113	4G8.907.383	900001506710	-	900001506123
305385300113	Control unit spare part 4G8.907.383	900001506710	-	900001506710
305386300113	4G8.907.383	900001506710	-	900001506123
305387300113	Control unit AAG 2. Gen. 4G8.907.383.B	900001507015	-	900001506607
305403300107/113	Control unit AAG	900001506821	900001506397	900001506617
305404300107/113	Control unit AAG	900001506821	900001506397	900001506617
305406300107/113	Control unit AAG	900001506821	900001506397	900001506617
305407300107/113	Control unit AAG 2. Gen. 5Q0.907.383.L	900001507014	900001506548	900001506607
305408300107/113	Control unit AAG 2	900001507014	900001506397	900001506617
305410300107/113	Control unit 506758	900001506153	900001506397	900001506124
305417300107/113	Steuergerät VW UCC V3	900001507098	900001506424	900001506617
305437300113	Control unit AAGS 2. Gen. 4M0.907.383.F	900001506870	-	900001506617
305466300113	Control unit AAGS 2. Gen. 4M0.907.383.F	900001506870	-	900001506607
305486300107/113	Control unit AAGS 2. Gen. 4M0.907.383.F	900001506870	900001506424	900001506607
305500300113	Control unit AAG	900001506569	-	900001506387
306126300113	Control unit 16p 58 231 021/12V	900001506727	-	900001506680
306142300107/113	Relay 3p+2p C2 506811	900001506811	900001506424	900001506680
306150300107/113	Relay 3p+2p C2 506811	900001506811	900001506424	900001506680
306151300107/113	Relay 3p+2p C2 506811	900001506811	900001506424	900001506680
306152300107/113	Relay 3p+2p C2 506811	900001506811	900001506424	900001506680
306153300107/113	Relay 3p+2p C2 506811	900001506811	900001506424	900001506680
306154300107/113	Relay 3p+2p C2 506811	900001506811	900001506424	900001506680
306174300107/113	Control unit 12p ALM12/1/ASTM12/ASG2000-121	900001506005	900001506424	900001506439
306175300107/113	Control unit 30p 506270	900001506499	900001506424	900001506439
306186300107/113	Control unit 30p 506270	900001506499	900001506424	900001506439
306189300113	Control unit 30p 506270	900001506499	-	900001506439
306197300107/113	Relay 4p Westfalia	900001507786	900001506424	900001506680
306201300107/113	Relay 4p Westfalia	900001507786	900001506424	900001506680
306203300113	Control unit 16p 58 231 021/12V	900001506727	-	900001506680
306204300107/113	Control unit 30p 506270	900001506499	900001506424	900001506439
306215300107/113	Control unit 30p 506270	900001506499	900001506424	900001506439
306216300107/113	Control unit 12p ALM12/1/ASTM12/ASG2000-121	900001506005	900001506424	900001506439
306217300001	Control unit ALM12/1/ASTM12/ASG2000-121	900001506005	-	-
306218300113	Control unit 30p 506691	900001506691	-	900001506386
306220300113	Control unit ASTM pro V4 (former: ASTM pro C1)	900001506499	-	900001506386

Control Units and Sockets

Wiring kits	Identification no.	Relay	Socket	
			7 pins Order no.	13 pins Order no.
Order no.		Order no.		
306221300107/113	Control unit ASTM pro V4 (former: ASTM pro C1)	900001506499	900001506397	900001506386
306224300107/113	Control unit ASTM pro V4 (former: ASTM 31)	900001506499	900001506397	900001506386
306226300107/113	Control unit 12p ALM12/1/ASTM12/ASG2000-121	900001506005	900001506424	900001506439
306227300107/113	Control unit 12p ASTM 12	900001506005	900001506424	900001506438
306231300107/113	Control unit ASTM pro V4 (former: ASTM 31)	900001506499	900001506424	900001506439
306237300107/113	Control unit ASTM pro V4 (former: ASTM 31)	900001506499	900001506397	900001506001
306238300107/113	Control unit ASTM pro V4 (former: ASTM 31)	900001506499	900001506424	900001506439
306239300113	Control unit ASTM pro V4 (former: ASTM 31)	900001506499	-	900001506439
306240300107/113	Control unit ASTM pro V4 (former: ASTM 31)	900001506499	900001506424	900001506439
306249300107/113	Control unit ASTM pro V4	900001506499	900001506397	900001506124
306252300107/113	Control unit ASTM pro V4 (former: ASTM 31)	900001506499	900001506397	900001506386
306254300113	Control unit ASTM pro V4	900001506499	-	900001506124
306260300113	Control unit 30p 506270 A	900001506499	-	900001506124
306263300107/113	Control unit 30p 506270 A	900001506499	900001506397	900001506001
306265300107/113	Control unit ASTM pro V4	900001506499	900001506424	900001506439
306271300107/113	Control unit ASTM pro V4	900001506499	900001506424	900001506439
306353300113	Control unit 30p 506270 A	900001506499	-	900001506001
306371300107/113	Control unit ASTM pro V4	900001506499	900001506397	900001506124
306374300107/113	Control unit ASTM pro V4	900001506499	900001506397	900001506001
306375300107/113	Control unit UCC-1 Fiat		900001506424	900001506001
306383300113	Control unit ASTM pro V4	900001506499	-	900001506439
306392300113	Control unit ASTM pro V4	900001506499	-	900001506439
306394300107/113	Control unit ASTM pro V4	900001506499	900001506424	900001506439
306397300107/113	Control unit ASTM pro V4	900001506499	900001506424	900001506438
306441300113	Control unit ASTM pro V4	900001506499	-	900001506001
306467300113	Control unit ASTM pro V4	900001506499		900001506710
306469300113	Control unit ASTM PRO V4	900001506499	-	900001506123
306507300107/113	Relay 3p+2p C2 506811	900001506811	900001506424	900001506680
306508300107/113	Relay 3p+2p C2 506811	900001506811	900001506424	900001506680
306510300107/113	Control unit 30p 506270 A	900001506499	900001506424	900001506439
306520300113	Control unit 12p ASTM 10	900001506542	-	900001506387
306530300107/113	Control unit 506270 A	900001506499	900001506424	900001506439
306531300107/113	Control unit 506270 A	900001506499	900001506424	900001506439
306531300107/113	Control unit 30p ASTM pro V4	900001506499	900001506424	900001506439
306540300113	Control unit 30p (ASTM pro C1 former) ASTM V4	900001506499	-	900001506439
306550300107/113	Control unit 30p (ASTM pro C1 alt) ASTM V4	900001506499	900001506397	900001506386
306560300113	Control unit 30p (ASTM pro C1 former) ASTM V4	900001506499	-	900001506386
306570300113	Control unit 506270 A	900001506499	-	900001506386
306580300113	Control unit 506270 A	900001506499	900001506424	900001506439
306590300107/113	Control unit Lancia	900001506691	900001506424	900001506439
306592300113	Control unit 7p 58 227 001	900001506540	-	900001506387
306605300107/113	Control unit ASTM pro V4	900001506499	900001506424	900001506439
306606300113	Control unit 506270 A	900001506499	-	900001506001

Control Units and Sockets

Wiring kits	Identification no.	Relay	Socket	
			7 pins Order no.	13 pins Order no.
Order no.		Order no.		
306640300107/113	Control unit ASTM pro V4	900001506499	900001506424	900001506439
307120300107/113	Control unit 12p ALM12/1/ASTM12/ASG2000-121	900001506005	900001506397	900001506386
307121300107/113	Control unit 12p ASTM 10	900001506542	900001506424	900001506439
307122300113	Control unit 14p 321059	900001506848	-	900001506439
307162300107/113	Relay 3p+2p C2 506811	900001506811	900001506424	900001506680
307194300107/113	Relay 3p+2p C2 506811	900001506811	900001506424	900001506680
307200300107/113	Control unit 12p ASTM 12	900001506005	900001506397	900001506386
307231300107/113	Control unit 12p ASTM 12	900001506005	900001506397	900001506386
307232300107/113	Control unit 12p ASTM 12	900001506005	900001506424	900001506438
307234300107/113	Control unit 10p/12p 5C006 / ASTM 12	900001506398	900001506397	900001506001
307234300107/113	Control unit 10p/12p 5C006 / ASTM 12	900001506005	900001506397	900001506001
307240300107/113	Control unit 12p ALM12/1/ASTM12/ASG2000-121	900001506005	900001506397	900001506386
307242300107/113	Control unit 12p ALM12/1/ASTM12/ASG2000-121	900001506005	900001506424	900001506439
307244300107/113	Control unit 12p ALM12/1/ASTM12/ASG2000-121	900001506005	900001506424	900001506439
307260300113	Control unit 12p ASTM 10	900001506542	-	900001506387
307260300107/113	Control unit 12p ALM12/1/ASTM12/ASG2000-121	900001506005	900001506424	900001506439
307264300107/113	Control unit 12p ALM12/1/ASTM12/ASG2000-121	900001506005	900001506397	900001506439
307280300107/113	Control unit 12p ALM12/1/ASTM12/ASG2000-121	900001506005	900001506397	900001506386
307290300107/113	Control unit 12p ALM12/1/ASTM12/ASG2000-121	900001506005	900001506397	900001506001
307360300107/113	Control unit 12p ALM 12/1 ASTM 10	900001506542	900001506397	900001506386
307376300113	Flash Control - (2+1)* 21 W	900001506786	-	
307385300107/113	Control unit Ford UCC-4	900001506867	900001506424	900001506439
307386300107/113	Control unit Ford UCC-4	900001506867	900001506424	900001506439
307397300107/113	Control unit ASTM LC	900001506633	900001506397	900001506001
307400300107/113	Control unit Ford UCC-1	900001506627	900001506424	900001506439
307402300107/113	Control unit Ford UCC-2 506738	900001506738	900001506397	900001506001
307442300107/113	Control unit Ford UCC-2 506738	900001506738	900001506397	900001506001
307473300113	Control unit Ford UCC-2 506738	900001506738	-	900001506439
307473300107/113	Control unit Ford UCC-2 506738	900001506738	900001506397	900001506001
307474300107/113	Control unit Ford UCC-2 506738	900001506738	900001506397	900001506001
307478300107/113	Control unit Ford UCC-5 506738	900001507062	900001506397	900001506001
307495300113	Control unit	900001507163	-	-
307499300107/113	Control unit Ford UCC-5 506738	900001507062	900001506397	900001506001
307500300107/113	Control unit Ford UCC-2 506738	900001506738	900001506424	900001506439
307522300113	Control unit 5C040	900001507042	-	900001506439
307556300113	Control unit Ford UCC-5 506738	900001507062	-	900001506439
307573300113	Control unit	900001507042	-	900001506439
307575300113	Control unit Ford UCC-5 506738	900001507062	-	900001506439
313004300107	Control unit 58 211 001	900001507401	900001506424	-
313053300107/113	Control unit 13p 5DK 004 087-02	900001507900	900001506424	900001506680
313061300107/113	Control unit 7p 58 227 001	900001506540	900001506424	900001506680
313067600107/113	Control unit 7p 58 227 001	900001506540	900001506424	900001506680
313072300107	Control unit 12p ALM12/1/ASTM12/ASG2000-121	900001506005	900001506424	-

Control Units and Sockets

Wiring kits	Identification no.	Relay	Socket	
			7 pins Order no.	13 pins Order no.
Order no.		Order no.		
313082300107/113	Control unit ASTM pro V4 (former: ASTM 30)	900001506499	900001506424	900001506680
313084300107/113	Control unit 14p+22p ASG 2000-361	900001506447	900001506424	900001506439
313084300107/113	Control unit 14p+22p 321132 PA66GS30	900001506472	900001506424	900001506439
313101300107/113	Control unit 7p 58 227 01	900001506540	900001506424	900001506680
313103300107/113	Control unit 12p ALM12/1/ASTM12/ASG2000-121	900001506005	900001506424	900001506439
313105300107/113	Control unit 5DS 008 769-10	900001506172	900001506424	900001506439
313108300113	Control unit AAG A9069009901	900001507050	-	900001506439
313116300107/113	no control unit necessary	-	900001506054	900001506387
313117300107/113	not available	-	900001506397	900001506386
313120300107/113	Control unit 10p ALM 10/1 (former: 58207002)	900001506274	900001506424	900001506680
313120300107/113	Control unit 12p ALM12/1/ASTM12/ASG2000-121	900001506005	900001506424	900001506439
313121300107/113	Control unit 30p (ASTM pro C1 former) ASTM V4	900001506499	900001506397	900001506386
313122300107/113	Control unit 5DS 008 769-10	900001506172	900001506424	900001506439
313134300113	not necessary	-	-	900001506386
313135300113	not necessary	-	-	900001506439
313138300113	not necessary	-	-	900001506438
313167300107/113	Control unit 5DS 008 102-107	900001506171	900001506424	900001506439
313168300107/113	Control unit 5DS 008 769-10	900001506172	900001506692	900001506439
313174300107/113	Control unit 12p ALM12/1/ASTM12/ASG2000-121	900001506005	900001506397	900001506001
313176300107/113	Control unit 30p 506 270	900001506499	900001506424	900001506439
313195300107/113	-	-	900001506397	900001506001
313196300107/113	Control unit 5DS 008 493-107	900001506173	900001506397	900001506386
313208300107/113	Control unit 506 156	900001506156	900001506397	900001506439
313210300107/113	Control unit 506 156	900001506156	900001506397	900001506124
313211300107/113	Control unit 300001506573	900001506573	900001506397	900001506124
313212300107/113	Control unit 300001506573	900001506573	900001506397	900001506124
313231300107/113	Control unit Daimler UCC-2 506822	900001506822	900001506424	900001506123
313234300107/113	Control unit 12p ALM12/1/ASTM12/ASG2000-121	900001506005	-	900001506438
313361300107/113	Control unit Daimler UCC-1	900001506629	900001506397	900001506124
313386300143	Control unit Daimler UCC-1	900001506629	-	900001506124
313398300107/113	Control unit Daimler UCC-1	900001506629	900001506424	900001506124
313406300113	Control unit Daimler UCC-1	900001506629	-	900001506124
313430300113	Control unit Daimler UCC-1	900001506629	-	900001506124
313432300107/113	Control unit Daimler UCC-4	900001507040	900001506397	900001506124
313432300107/113	Control unit Daimler UCC-4	900001507040	900001506424	900001506710
313436300107/113	Control unit Daimler UCC-3	900001507043	900001506397	900001506001
314237300107/113	Control unit 12p ALM12/1/ASTM12/ASG2000-121	900001506005	900001506424	900001506439
314244300107/113	Control unit 12p ALM12/1/ASTM12/ASG2000-121	900001506005	900001506424	900001506439
314245300107/113	Control unit 14p/12p 321095	900001506399	900001506054	900001506387
314245300107/113	Control unit 14p/12p ASTM 12	900001506005	900001506054	900001506387
314250300107/113	Relay 3p+2p C2 506811	900001506811	900001506424	900001506680
314251300107/113	Relay 3p+2p C2 509811	900001506811	900001506424	900001506680
314253300107/113	Relay 3p+2p C2 512811	900001506811	900001506424	900001506680

Control Units and Sockets

Wiring kits	Identification no.	Relay	Socket	
			7 pins Order no.	13 pins Order no.
Order no.		Order no.		
314254300107/113	Relay 3p+2p C2 515811	900001506811	900001506424	900001506680
314256300107/113	Relay 3p+2p C2 518811	900001506811	900001506424	900001506680
314257300107/113	Relay 3p+2p C2 521811	900001506811	900001506424	900001506680
314257300107/113	Control unit 12p ALM12/1/ASTM12/ASG2000-121	900001506005	900001506424	900001506439
314263300107/113	Control unit 12p ALM12/1/ASTM12/ASG2000-121	900001506005	900001506424	900001506439
314263300107/113	Control unit 12p ASTM R	900001506623	900001506424	900001506439
314264300107/113	Control unit 12p ALM12/1/ASTM12/ASG2000-121	900001506005	900001506424	900001506439
314265300107/113	Control unit 12p ALM12/1/ASTM12/ASG2000-121	900001506005	900001506424	900001506439
314267300113	Control unit ASTM R	900001506623	-	900001506439
314274300113	Control unit 321054 / 321130	900001506862	-	900001506439
314275300107/113	Control unit 321054 / 321130	900001506862	-	900001506439
314283300107/113	Control unit 30p ASTM pro A1/C1/V4	900001506499	900001506424	900001506439
314289300107/113	Control unit 12p ALM12/1/ASTM12/ASG2000-121	900001506005	900001506424	900001506439
314295300113	Control unit 16p only available with Vauxhall / Opel dealers	-	-	900001506439
314300300107/113	Control unit 244 538 50	900001506907	900001506424	900001506438
314307300107/113	Control unit ASTM LC	900001506633	900001506424	900001506439
314335300113	Control unit ASTM R	900001506623	-	900001506439
314342300107/113	WA Opel UCC-1	900001506631	900001506424	900001506439
314364300113	not necessary		-	
314373300113	Control unit ASTM 10	900001503907	-	900001506439
314386300107/113	WA_Opel_UCC-1	900001506631	900001506424	900001506439
314390300113	only available with Vauxhall / Opel dealers	-	-	900001506387
314400300107/113	Control unit 30p ASTM pro A1/C1/V4	90001506499	900001506424	900001506439
314402300113	only available with Vauxhall / Opel dealers	-	-	900001506387
314422300113	Control unit ASTM LC	900001506633	-	900001506439
314436300107/113	WA_Opel_UCC-1	900001506631	900001506424	900001506439
314451300107/113	Control unit ASTM LC	900001506633	900001506424	900001506439
314513300107/113	WA_Opel_UCC-1	900001506631	900001506397	900001506001
314513300107/113	WA_Opel_UCC-1	900001506631	900001506424	900001506680
314514300107/113	WA Opel UCC-1	900001506631	900001506424	900001506680
314860300107/113	Control unit ASTM R	900001506623	900001506054	900001506387
314870300107/113	Control unit ASTM R	900001506623	900001506424	900001506439
315072300107/113	Relay 3p+2p C2 506811	900001506811	900001506424	900001506680
315073300107/113	Relay 3p+2p C2 506811	900001506811	900001506424	900001506680
315097300107/113	Relay 3p+2p C2 506811	900001506811	900001506424	900001506680
315109300107/113	Control unit PSA UCC-1 506626	900001506626	900001506424	900001506439
315110300107/113	Control unit PSA UCC-1 506626	900001506626	900001506397	900001506001
315157300113	Control unit PSA UCC-3	900001506964	-	900001506439
315182300113	Control unit PSA UCC-3	900001506964	-	900001506001
315185300113	Control unit PSA UCC-3	900001506964	-	900001506001
315196300113	Control unit PSA UCC-3	900001506964	-	900001506001
316113300107/113	Control unit 12p ALM12/1/ASTM12/ASG2000-121	900001506005	900001506397	900001506001

Control Units and Sockets

Wiring kits	Identification no.	Relay	Socket	
			7 pins Order no.	13 pins Order no.
Order no.		Order no.		
316114300113	Control unit 10p ALM 10/1 (former: 58207002)	900001506274	-	900001506001
316114300113	Control unit 12p ALM12/1/ASTM12/ASG2000-121	900001506005	-	900001506001
316117300113	Control unit 10p ALM 10/1 (former: 58207002)	900001506274	-	900001506680
316117300113	Control unit 12p ALM12/1/ASTM12/ASG2000-121	900001506005	-	900001506439
316118300107/113	Control unit 12p ALM12/1/ASTM12/ASG2000-121	900001506005	900001506424	900001506439
316120300107/113	Relay 4p+2p C2 70 BGI000	900001506147	900001506424	900001506439
316123300107/113	Control unit 12p ALM12/1/ASTM12/ASG2000-121	900001506005	900001506424	900001506439
316124300107/113	Relay 5p 54 201 126	900001507731	900001506424	900001506680
316126300107/113	Relay 5p 54 201 126	900001507731	900001506424	900001506680
316128300107/113	ALM12/1/ASTM12/ASG2000-121	900001506005	900001506424	900001506680
316130300107/113	Control unit ASTM 10	900001506542	900001506424	900001506439
316135300113	no control unit	-	-	900001506387
316140300107/113	Control unit 12p ALM12/1/ASTM12/ASG2000-121	900001506005	900001506397	900001506001
316142300107/113	Control unit 12p ALM12/1/ASTM12/ASG2000-121	900001506005	900001506397	900001506001
316143300107/113	Control unit 12p ALM12/1/ASTM12/ASG2000-121	900001506005	900001506397	900001506001
316152300113	Control unit 12p ALM12/1/ASTM12/ASG2000-121	900001506005	900001506397	900001506001
316156300107/113	Control unit 12p ASTM 10	900001506542	900001506424	900001506439
316170300107/113	Control unit 12p ALM12/1/ASTM12/ASG2000-121	900001506005	900001506397	900001506001
316174300107/113	Control unit 12p ALM12/1/ASTM12/ASG2000-121	900001506005	900001506397	900001506001
316174300107/113	Control unit 12p ASTM R	900001506623	900001506397	900001506001
316176300113	Control unit 10p TLM C2+54	900001506730	-	900001506680
316187300107/113	Control unit 12p ALM12/1/ASTM12/ASG2000-121	900001506005	900001506397	900001506001
316190300107/113	Control unit ASTM R	900001506623	900001506424	900001506439
316192300107/113	Control unit 12p ALM12/1/ASTM12/ASG2000-121	900001506005	900001506424	900001506439
316205300107/113	no control unit	-	-	900001506680
316207300113	Control unit 321054 / 321130	900001506862	-	900001506001
316214300107/113	Control unit ASTM R	900001506623	900001506424	900001506439
316252300113	Control unit ASTM R	900001506623	-	900001506001
316259300113	Control unit 10p TLM C2+54	900001506730		
316273300107/113	Control unit ASTM LC	900001506633	900001506424	900001506439
316290300107/113	Control unit ASTM LC	900001506633	900001506054	900001506387
316294300107/113	Control unit ASTM LC	900001506633	900001506424	900001506439
316297300107/113	Control unit 22p LC	900001506633	900001506424	900001506439
316300300107/113	no control unit	-	900001506054	900001506387
316312300107/113	Control unit 30p ASTM V4 TD	900001507044	900001506424	900001506439
316315300107/113	Control unit 10p 506623	900001506623	900001506424	900001506439
316318300113	no control unit	-	-	900001506721
316319300113	no control unit	-	-	900001506123
316321300113	Control unit ASTM LC	900001506633	-	900001506439
316333300107/113	Control unit ASTM LC	900001506633	900001506424	900001506439
316334300107/113	Control unit ASTM LC	900001506633	900001506424	900001506439
316337300107/113	Control unit Renault UCC V1	900001507005	900001506424	900001506439
316338300107/113	Control unit ASTM LC	900001506633	900001506424	900001506439

Control Units and Sockets

Wiring kits	Identification no.	Relay	Socket	
			7 pins Order no.	13 pins Order no.
Order no.		Order no.		
316340300107/113	Control unit ASTM LC	900001506633	900001506424	900001506439
316353300107/113	no control unit	-	900001506054	900001506387
316359300107/113	Control unit ASTM PRO V4_TD	900001507044	900001506548	900001506439
316368300107/113	Control unit ASTM PRO V4_TD	900001507044	900001506548	900001506439
316403300113	Control unit 785087		-	900001506439
316404300113	Control unit 30p ASTM V4 TD	900001507044	-	900001506439
316407300113	Control unit	900001507174	-	900001506439
316410300113	Control unit 10p 506623	900001506623	-	900001506001
316430300107/113	Control unit ASTM LC	900001506633	900001506397	900001506001
316434300107/113	Control unit ASTM LC	900001506633	900001506548	900001506439
316437300113	Control unit 30p ASTM V4 TD	900001507044	-	900001506680
316440300107/113	no control unit	-	900001506054	900001506387
316442300107/113	Control unit 10p 900001506623	900001506623	900001506424	900001506439
317007300107/113	Relay 4p Westfalia	900001507786	900001506424	900001506680
317013300107/113	Relay 4p Westfalia	900001507786	900001506424	900001506680
317015300107/113	Control unit 10p ALM 10/1 (former: 58207002)	900001506274	900001506397	900001506001
317015300107/113	Control unit 12p ALM12/1/ASTM12/ASG2000-121	900001506005	900001506397	900001506001
317043300107/113	Control unit 12p ALM12/1/ASTM12/ASG2000-121	900001506005	900001506397	900001506001
317050300107/113	Control unit 12p ALM12/1/ASTM12/ASG2000-121	900001506005	900001506397	900001506001
317056300107/113	Control unit AAG (506328 alt) 506758	900001506758	900001506397	900001506617
317064300107/113	Control unit not necessary	-	900001506054	900001506617
317079300107/113	Control unit 506153	900001506153	900001506397	900001506617
317114300107/113	Control unit AAG2 300001507014	900001507014	900001506397	900001506607
317400300107/113	Control unit not necessary	-	900001506054	900001506617
317420300107/113	Control unit AAG 300001506758	900001506758	900001506397	900001506617
320039300107/113	Control unit not necessary	-	900001506424	900001506680
320044300107/113	Relay 3p+2p C2 506811	900001506811	900001506424	900001506680
320049300113	without control unit/Lastrelais 506464	900001506464	-	900001506439
320051300113	Control unit 30p ASTM pro C1/V4	900001506499	-	900001506439
320058300113	Control unit 30p ASTM pro C1/V4	900001506499	-	900001506439
320076300107/113	Control unit Volvo UCC 3 506668	900001506668		900001506439
320102300107/113	Control unit 22p ASTM LC	900001506633	900001506424	900001506439
320108300107/113	Control unit ASTM LC	900001506633	900001506397	900001506001
320117300113	Control unit ASTM LC	900001506633	-	900001506439
320165300107/113	Control unit ASTM LC	900001506633	900001506548	900001506439
320240300107/113	Control unit 16p UCC 1 oder 3	900001506668	900001506424	900001506439
320320300113	Control unit 30p ASTM pro C1/V4	900001506499	-	900001506439
320400300113	Control unit 30p ASTM pro C1/V4	900001506499	-	900001506386
320540300113	Control unit 12p ALM12/1/ASTM12/ASG2000-121	900001506005	-	900001506001
320542300107/113	WA_Volvo_UCC-3	900001506668	900001506548	900001506438
320543300107/113	WA_Volvo_UCC-3	900001506668	900001506424	900001506680
320780300113	Control unit 12p ALM12/1/ASTM12/ASG2000-121	900001506005	-	900001506439
321044300113	Control unit VW UCC1 506630	900001506630	-	900001506124

Control Units and Sockets

Wiring kits	Identification no.	Relay	Socket	
			7 pins Order no.	13 pins Order no.
Order no.		Order no.		
321106300113	Control unit 5DS 008 769 - 107	900001506172	-	900001506439
321112300107/113	-	-	900 001 506 424	900001506438
321113300107/113	Control unit AAG2 300001507012	900001507012	900001506424	900001506438
321315300107/113	Relay 3p+2p C2 506811	900001506811	900001506424	900001506680
321316300107/113	WBS 6NO 953 253 C	900001506287	900001506424	900001506680
321317300107/113	WBS 6NO 953 253 C	900001506287	900001506424	900001506680
321318300113	WBS 6NO 953 253 C	900001506287	900001506424	900001506680
321327300107/113	Relay 3p+2p C2 506811	900001506811	900001506424	900001506680
321331300107/113	Relay 3p+2p C2 506811	900001506811	900001506424	900001506680
321360300107/113	Relay 3p+2p C2 506811	900001506811	900001506424	900001506680
321361300107/113	Relay 3p+2p C2 506811	900001506811	900001506424	900001506680
321403300107/113	Relay 3p+2p C2 506811	900001506811	900001506424	900001506680
321451300107/113	without control unit	-	900001506054	900001506387
321452300107/113	without control unit	-	900001506054	900001506387
321454300107/113	Control unit 506758	900001506758	900001506054	900001506387
321455300107/113	Control unit 506558, 506658, 506758	900001506758	900001506054	900001506387
321456300107/113	Control unit 506558, 506658, 506758	900001506758	900001506054	900001506387
321457300107/113	Control unit 8p 321099/105/106	900001506252	900001506397	900001506001
321457300107/113	Control unit 12p 321099/105/106	900001506005	900001506397	900001506001
321458300107/113	Control unit 12p ALM12/1/ASTM12/ASG2000-121	900001506005	900001506397	900001506001
321465300107/113	Control unit 12p ALM12/1/ASTM12/ASG2000-121	900001506005	900001506397	900001506001
321468300107/113	WBS-Relay 1C0 953235 A	900001506022	-	900001506617
321500300113	Control unit AAG 506 107	900001506667	-	900001506439
321505300107/113	Control unit 12p ALM12/1/ASTM12/ASG2000-121	900001506005	900001506397	900001506001
321512300107/113	Control unit 12p ALM12/1/ASTM12/ASG2000-121	900001506005	900001506397	900001506001
321520300107/113	Control unit 12p ALM12/1/ASTM12/ASG2000-121	900001506005	900001506397	900001506001
321523300113	without control unit	-	-	900001506617
321524300107/113	without control unit	-	900001506054	900001506617
321525300107/113	Control unit 506658, 506758	900001506758	900001506054	900001506387
321526300107/113	Control unit 12p ASTM 10	900001506542	900001506424	900001506439
321527300107/113	Control unit AAG 506658, 506758	900001506758	900001506397	900001506617
321529300107/113	Control unit AAG2 300001507012	900001507012	900001506397	900001506607
321534300107/113	Control unit AAG 506658, 506758	900001506758	900001506397	900001506617
321535300107/113	Control unit AAG 506658, 506758	900001506758	900001506397	900001506617
321537300107/113	Control unit AAG 506658, 506758	900001506758	900001506397	900001506617
321538300107/113	Control unit AAG 506658, 506758	900001506758	900001506397	900001506617
321539300107/113	Control unit 30p. ASTM PRO C1 / V4	900001506499	900001506397	900001506617
321540300107/113	Control unit AAG 506658, 506758	900001506758	900001506397	900001506617
321543300107/113	Control unit AAG 506658	506758, 90000150675	900001506397	900001506617
321545300107/113	Control unit AAG 506658, 506758	900001506758	900001506397	900001506617
321546300107/113	Control unit AAG 506658, 506758	900001506758	900001506397	900001506617
321554300107/113	Control unit AAG 506658, 506758	900001506758	900001506348	900001506438
321556300107/113	Control unit AAG 506658, 506758	900001506758	900001506054	900001506387

Control Units and Sockets

Wiring kits	Identification no.	Relay	Socket	
			7 pins Order no.	13 pins Order no.
Order no.		Order no.		
321557300107/113	Control unit 506658, 506758	900001506758	900001506054	900001506387
321600300107/113	Control unit 506658, 506758	900001506758	900001506397	900001506617
321650300113	Control unit 506758, 506758	900001506758	-	900001506387
321651300113	Control unit 506758	900001506758	-	900001506387
321652300113	-	-	-	900001506387
321653300113	-	-	-	900001506387
321661300113	-	-	-	900001506438
321701300107/113	Control unit AAG 506658, 506758	900001506758		
321702300107/113	Control unit AAG 506658, 506758	900001506758	900001506054	900001506387
321704300107/113	Control unit 506758, 506758	900001506758	900001506054	900001506387
321705300113	Control unit AAG 300001506758	900001506758	-	900001506387
321765300113	Control unit AAG 7P0.907.383.B NAR	900001506660	900001506342	900001506438
321766300113	Control unit AAG2 300001507016	900001507016	-	900001506438
321780300107/113	Control unit VW UCC1 506630	900001506630	900001506397	900001506124
321863300107/113	Control unit VW UCC3 507098	900001507098	-	900001506617
323040300107/113	not necessary	-	900001506424	900001506680
323045300113	Control unit 15p 8 369 018/908 767	900001506563	-	900001506439
323048300107/113	without control unit	-	90001506424	900001506680
323064300113	Control unit 15p 6 908 767	900001506563	-	900001506439
323074300113	not necessary	-	-	900001506437
323080300113	Control unit 30p (ASTM pro C1 former) ASTM V4	900001506499	-	900001506124
323084300113	Control unit 506558	900001506558	-	900001506001
323097300113	Control unit BMW UUC2 506737	900001506625	-	900001506001
323102300113	not necessary	-	-	900001506617
323107300113	not necessary	-	-	900001506437
323141300113	not necessary	-	-	900001506439
323146300113	Control unit UCC	900001507150	-	900001507018
323410300113	Control unit 506270 A	900001506499	-	900001506439
323411300113	not necessary	-	-	900001506607
324014300107/113	Control unit 14p 321095	900001506399	900001506054	900001506387
327014300113	Control unit 506 107	900001506107	-	900001506439
327068300113	Control unit AAG2 300001507016	900001507016	-	900001506001
332108300107/113	Control unit p3+2p C2 506811	900001506811	900001506424	900001506680
332262300107/113	Control unit ASTM LC	900001506633	900001506548	900001506439
332265300107/113	Control unit 12p ALM12/1/ASTM12/ASG2000-121	900001506005	900001506548	900001506439
332303300113	Control unit 5C018	only complete wiring kit	-	900001506001
332305300113	Control unit ASTM LC	900001506633	-	900001506001
332306300113	Control unit 10p ASTM R	900001503907	-	900001506439
332314300113	Control unit ASTM LC	900001506633	-	900001506001
332327300107/113	Control unit ASTM LC	900001506633	900001506397	900001506001
332366300113	Control unit ASTM LC	900001506633	-	900001506439
332400300107/113	Control unit 30p (ASTM 30 alt) ASTM V4	900001506499	900001506424	900001506439
332680300113	Control unit 10p 506079	only complete wiring kit	-	900001506387

Control Units and Sockets

Wiring kits	Identification no.	Relay	Socket	
			7 pins Order no.	13 pins Order no.
Order no.		Order no.		
335229300113	Control unit 10p ASTM 10	900001506542	-	900001506438
335250300113	Control unit 10p ASTM R	900001506623	-	900001506439
335251300107/113	Control unit 10p ASTM 10	900001506542	900001506424	900001506439
335289300113	Control unit p3+2p C2 506811	900001506811	-	900001506439
335289300113	Flash Control - (2+1)*21 W	900001507786	-	900001506680
335299300113	Flash Control - (2+1)*21 W	900001507786	-	900001506680
335302300113	Control unit 10p ASTM 10	900001506542	-	900001506617
335303300113	Control unit 10p ASTM 10	900001506542	-	900001506617
335304300113	Control unit 10p ASTM 10	900001506542	-	900001506617
335305300113	Control unit 30p 506270 A	900001506499	-	900001506617
335323300113	Control unit 10p ASTM 10	900001506542	-	900001506617
335328300107/113	Control unit 12p ALM12/1/ASTM12/ASG2000-121	900001506005		900001506438
335345300113	Control unit ASTM V4	900001506499	900001506397	900001506001
335346300113	Control unit 5C028	900001506578	-	900001506439
335357300107/113	Control unit ASTM V4	900001506499	-	900001506001
335360300113	Control unit 5C028	900001506578	-	
335364300107/113	Control unit 22p 506633	900001506633	900001506397	900001506001
335383300107/113	Control unit ASTM V4	900001506499	900001506424	900001506439
335393300113	Control unit 5C028	900001506578	-	900001506439
335394300113	Control unit ASTM V4	900001506499	-	900001506439
335397300113	Control unit 22p 506633	900001506633	-	900001506439
335398300113	Control unit 5C033	900001506578	-	900001506439
335411300107/113	Control unit ASTM V4	900001506499	900001506397	900001506001
335413300107/113	Control unit ASTM V4	900001506499	900001506424	900001506439
335419300107/113	Control unit ASTM V4	900001506499	900001506424	900001506439
335423300107/113	Control unit ASTM V4	900001506499	900001506397	900001506001
335455300113	Control unit ASTM V4	900001506499	900001506397	900001506439
335456300113	Control unit	900001507131	-	900001506439
335494300113	Control unit 14p 321059	900001506848	-	-
335494300113	Control unit	900001507075	-	-
335600300113	Control unit 12p ASTM 10	900001506542	-	900001506617
338110300107/113	Control unit ASTM LC	900001506633	-	900001506001
338145300107/113	Control unit ASTM LC	900001506633	900001506548	900001506439
338680300113	Control unit 12p ALM12/1/ASTM12/ASG2000-121	900001506005	-	900001506438
340072300113	Control unit 10p TLM C2+54	900001506639	-	900001506680
340075300113	Control unit 10p CCM	900001506079	900001506054	900001506386
340093300113	Control unit ASTM LC	900001506633	-	900001506439
340099300113	Control unit ASTM LC	900001506633	-	900001506001
340136300113	Control unit 9509	900001507091	-	900001506680
341016300113	Control unit 5C022	only complete wiring kit	-	900001506680
341024300107/113	Control unit 12p ASTM 10	900001506542	-	900001506439
341049300107/113	Control unit ASTM LC	900001506633	900001506548	900001506439
341055300107/113	Control unit ASTM LC	900001506633	900001506424	900001506439

Control Units and Sockets

Wiring kits	Identification no.	Relay	Socket	
			7 pins Order no.	13 pins Order no.
Order no.		Order no.		
341059300113	Control unit ASTM LC	900001506633	-	900001506439
342033300107/113	Control unit ASTM LC	900001506633	-	900001506439
342041300107/113	Relay 4p Westfalia	900001507786	900001506424	900001506680
342097300113	Control unit 5C033 (former: 5C028)	900001506578	-	900001506439
342099300107/113	Control unit 12p ASTM 10	900001506542	900001506054	900001506387
342103300113	Control unit 5C033 (former: 5C028)	900001506578	-	900001506387
342184300113	Control unit 5C033 (former: 5C028)	900001506578	-	900001506680
342190300113	Control unit ASTM LC	900001506633	-	900001506439
342197300113	Control unit ASTM V4	900001506499	900001506397	900001506001
342200300113	Control unit ASTM LC	900001506633	-	900001506001
342239300113	not necessary	-	-	900001506680
343037300113	Control unit 12p ASTM 10	900001506542	-	900001506439
343056300107/113	Control unit ASTM LC	900001506633	900001506424	900001506439
343060300113	Control unit 12p ASTM 10	900001506542	-	900001506439
343063300113	Control unit 5D033 (former: 5C028,5C033)	900001506578	-	900001506387
343066300113	Control unit ASTM LC	900001506633	-	900001506124
343067300113	Flash Control - (2+1)*21 W	900001506744	-	900001506387
343069300113	Control unit UCC-1 MA/FO	900001506670	-	900001506439
343071300107/113	Control unit 5D033 (alt 5C028,5C033)	900001506578	-	900001506001
343074300113	Control unit ASTM LC	900001506633	-	900001506439
343076300113	Control unit 14p 321059	900001506848	-	-
343076300113	Control unit	900001507075	-	-
343105300113	Control unit	900001507075	-	900001506680
343400300107/113	Control unit ASTM LC	900001506633	900001506424	900001506439
343660300113	Control unit 12p ASTM 10	900001506542	-	900001506386
344023300107/113	Control unit 12p ALM12/1/ASTM12/ASG2000-121	900001506005	900001506397	900001506001
344027300107/113	Control unit 12p ALM12/1/ASTM12/ASG2000-121	900001506005	900001506424	900001506680
344040300107/113	without control unit	-	900001506424	900001506680
344041300107/113	without control unit	-	900001506424	900001506680
344044300107/113	Control unit AAG 506328, 506758	900001506758	900001506424	900001506617
344095300113	-	-	-	900001506607
344110300113	Control unit ASTM LC	900001507012	-	900001506607
344250300107/113	Control unit 506558, 506758	900001506758	900001506397	900001506617
344500300107/113	Control unit AAG 506328, 506758	900001506758	900001506424	900001506439
344503300107/113	Relay 3p+2p C2 506811	900001506811	900001506424	900001506680
344504300107/113	Relay 3p+2p C2 506811	900001506811	900001506424	900001506680
345028300113	Control unit ASTM LC	900001506633	-	900001506439
345059300107/113	Control unit ASTM LC	900001506633	900001506055	900001506387
345066300113	Control unit ASTM LC	900001506633	-	900001506439
345068300113	Control unit ASTM LC	900001506633	-	900001506439
345069300113	Control unit ASTM LC	900001506633	-	900001506001
345070300113	TLM C2-FOG-REV-PDC (+)	900001506723	-	900001506680

Control Units and Sockets

Wiring kits	Identification no.	Relay	Socket	
			7 pins Order no.	13 pins Order no.
Order no.		Order no.		
345079300113	Control unit ASTM LC	900001506633	-	900001506439
345080300113	Control unit ASTM LC	900001506633	-	900001506439
345082300113	Control unit ASTM LC	900001506633	-	900001506439
345084300107/113	Control unit ASTM LC	900001506633	900001506397	900001506001
345086300107/113	Control unit ASTM LC	900001506633	-	900001506001
345086300107/113	Control unit ASTM LC	900001506633	900001506424	900001506439
345096300107/113	Control unit ASTM LC	900001506633	-	900001506001
345143300107/113	Control unit ASTM LC	900001506633	-	900001506001
345155300113	Control unit 24p., 507130	900001507130	-	900001506439
345168300113	Control unit ASTM LC	900001506633	-	900001506439
345169300113	Control unit ASTM LC	900001506633	-	900001506439
345173300113	Control unit ASTM LC	900001506633	-	900001506439
345220300107	Control unit 12p 506005	900001506005	900001506054	
345480300113	Control unit 12p ASTM 10	900001506542	-	900001506438
345481300113	Control unit 14p., 321059	900001506848	-	900001506680
345760300113	Control unit 12p ALM12/1/ASTM12/ASG2000-121	900001506005	-	900001506387
345880300113	Control unit 12p ALM12/1/ASTM12/ASG2000-121	900001506005	-	900001506124
345881300113	Control unit 12p ALM12/1/ASTM12/ASG2000-121	900001506005	-	900001506124
346018300107/113	Control unit 12p ASTM 10	900001506542	900001506424	900001506439
346049300107/113	Control unit ASTM LC	900001506633	900001506548	900001506439
346057300113	Control unit 5C022	only complete wiring kit	-	900001506680
346059300113	Relay 3p+2p C2 506811	900001506811	-	900001506439
346064300107/113	Control unit ASTM LC	900001506633	900001506424	900001506439
346066300113	Control unit 12p ASTM 10	900001506542	-	900001506439
346071300113	Control unit ASTM LC	900001506633	-	900001506439
346076300107/113	Control unit ASTM LC	900001506633	-	900001506439
346142300107/113	Control unit ASTM LC	900001506633	900001506548	900001506439
346143300107/113	Control unit ASTM LC	900001506633	900001506548	900001506439
346145300113	Control unit ASTM LC	900001506633	-	900001506439
346146300107/113	Control unit ASTM LC	900001506633	900001506424	900001506439
346800300107/113	Control unit 12p ASTM 10	900001506542	900001506424	900001506439
346810300107/113	Control unit 12p ASTM 10	900001506542	900001506424	900001506439
348020300113	Flash Control - (2+1)*21 W	900001507786	-	
348023300113	Flash Control - (2+1)*21 W	900001507786	-	
348026300113	Flash Control - (2+1)*21 W	900001507786	-	
348037300113	Control unit ASTM LC	900001506633	-	900001506439
348054300113	Control unit 14p., 321059	900001506848	-	900001506439
348055300113	Control unit 14p., 321059	900001506848	-	900001506439
348062300113	Control unit 14p 321059	900001506848	-	
348073300113	Control unit ASTM LC	900001506633	-	900001507018
349025300113	Control unit	900001506691	-	900001506439
349039300107/113	Control unit ASTM LC	900001506633	900001506054	900001506386
349049300113	Control unit ASTM LC	900001506633	-	900001506439

Adapter and plugs



Adapter, short 7/13

from car 7-pins to trailer 13-pins

order no.: 300 100 310 107



Adapter, short 13/7

from car 13-pins to trailer 7-pins

order no.: 300 100 320 113



Plug 13p

order no.: 900 001 506 533



Adapter 13p West

from car 13-pins (DIN/ISO 11446) to trailer 7-/13-pins West

order no.: 900 001 506 997

Sockets and seals



Socket 13-pins

Screw connection (option for cable outlet in the side w. seal 900 001 507 001)
cable outlet on side, with rear fog light disconnecting contact

order no.: 900 001 506 001



Socket 13-pins

Contact sockets with solder connections, double microswitch, axial cable outlet

order no.: 900 001 506 037



Socket 7-pins

Screw connection, microswitch changer, axial cable outlet (N-version DIN/ISO 1724)

order no.: 900 001 506 054



Socket 13-pins

Flat version 40 mm high, crimp contact, microswitch, cable outlet on right side

order no.: 900 001 506 124



Socket 13-pins

West plug system
Screw connection without rear fog light disconnecting contact, axial cable outlet
similar to (N-Version DIN/ISO 1724) + 6 contacts

order no.: 900 001 506 210



Socket 7-pins

Crimp connection, without rear fog light disconnecting contact, axial cable outlet (N-version DIN/ISO 1724)

order no.: 900 001 506 384



Socket 13-pins

Screw connection, microswitch
cable outlet on side

order no.: 900 001 506 386

Socket and seals



Socket 13-pins

Screw connection, microswitch
axial cable outlet

order no.: 900 001 506 387



Socket 7-pins

Screw connection, rear fog light disconnecting contact,
cable outlet on right side
(N-version DIN/ISO 1724)

order no.: 900 001 506 397



Socket 7-pins

Screw connection, rear fog light disconnecting contact, axial
cable outlet
(N-version DIN/ISO 1724)

order no.: 900 001 506 424



Socket 13-pins

Screw connection (option for cable outlet in the side w. seal
900 001 507 001)
axial cable outlet, without rear fog light disconnecting
contact

order no.: 900 001 506 439



Socket 7-pins

7p. Extension socket for English vehicle market
(S-version DIN/ISO 3732)

order no.: 900 001 506 656



Socket 13-pins

Screw connection (option for cable outlet in the side w. seal
900 001 507 001)
axial cable outlet, with rear fog light disconnecting contact

order no.: 900 001 506 680

Accessories for sockets



Screw connection with bellows, cable outlet on right side

package 10 pieces: order no. 900 010 503 924

order no.: 900 001 503 924



Socket seal, 2 axial cable outlets

order no.: 900 001 506 010



Socket seal with bellows, axial cable outlet

package 10 pieces: order no. 900 010 506 024

order no.: 900 001 506 024



Substitute socket housing 52 mm high, axial cable outlet

order no.: 900 001 506 438



Seal for 900 001 506 439/680/001/, outlet on right side, 2 pieces

package 10 pieces: order no. 900 010 507 001

order no.: 900 001 507 001



Additional socket plate for 2nd socket

(GB market)

order no.: 900 001 535 208



Cable support sleeve angled, for 40 mm car body openings, cable diameter: 6 - 14 mm

(package 10 pieces)

order no.: 900 010 303 015

Accessories for sockets



Socket seal, axial cable outlet

(package 10 pieces)

order no.: 900 010 506 531



Socket base plate for slit holders

(package 10 pieces)

order no.: 900 010 506 616



Spare part kit folding plastic socket holder

with slot

order no.: 907 292 608 001



Substitute socket holder with slash, universal

package 10 pieces: order no. 920 036 608 110

order no.: 920 036 608 001



Spare part kit folding plastic socket holder

without slot

order no.: 921 504 608 001

Accessories for wiring kits



Vehicle tester trailer simulation 12 V, for function control and fault simulation

order no.: 900 001 300 198



Signal generator

6 - 24 Volt

order no.: 900 001 300 200



Cable connector for cable diameter 0.35-0.75 m²

(package 4 pieces)

order no.: 900 001 506 102



C2 light compl. 12 V (short version)

long version: order no. 900 001 507 809

order no.: 900 001 506 547



Cable connector

for cable diameter 1.0-2.5 m²

order no.: 900 010 507 391



Relay adapter

(for adapting various different relay assignments)

order no.: 900 061 305 001



C2 cable bridge for older Vauxhall vehicles

order no.: 914 083 303 020

Cycle carrier **BC 60 / BC 70 / bikelander**

Accessories

Spare parts

Load Carrier System BC 60



Bicycle carrier bikelander

with hybride LED lights

- Measurements (W/H/D): 580x220x690 mm (hinged) / 686x1250x678 mm (expanded)
 - Weight: 17 kg
 - Max. payload: 60,0 kg
 - Wheelbase: up to 1300 mm
 - Bicycle frame: up to 80 mm diameter
 - Section width: up to 60 mm
- order no.: 350 050 600 001**



Bicycle carrier bikelander classic

with conventional lights

- Measurements (W/H/D): 580x220x690 mm (hinged) / 686x1265x678 mm (expanded)
 - Weight: 17 kg
 - Max. payload: 60,0 kg
 - Wheelbase: up to 1300 mm
 - Bicycle frame: up to 80 mm diameter
 - Section width: up to 60 mm
- order no.: 350 053 600 001**



Box (for BC 60, BC 70 & bikelander/classic)

- Measurements (W/H/D): 1170 x 600 x 425 mm
 - Weight: 15,0 kg
 - Max. payload: 45,0 kg
 - Capacity: 200 l
 - Colour: anthracite
- order no.: 350 002 600 001**



Platform (for BC 60, BC 70 & bikelander/classic)

- Measurements (W/H/D): 1290 x 230 x 413 mm
 - Weight: 6,0 kg
 - Max. payload: 54,0 kg
 - Colour: anthracite
- order no.: 350 004 600 001**



Expansion rail for the 3rd bicycle (for BC 60 & BC 70)

for models Portilo (year of construction: -12/11: order no. 350 001 600 001

order no.: 350 014 600 001



Expansion rail for the 3rd bicycle (for bikelander/classic)

order no.: 350 055 600 001

Load Carrier System BC 60



Bag (for BC 60 & BC 70)

For clean storage of the cycle carrier
(10 pieces: order no.: 350008600010)

order no.: 350 008 600 001



Bag (for bikelander/classic)

For clean storage of the cycle carrier

order no.: 350 013 600 001



Drive up ramp (for easy loading of heavy cycles) (for BC 60, BC 70 & bikelander/classic)

for models Portilo (year of construction: -12/11: order no. 350 009 600 001)

order no.: 350 020 600 001



Additional brake light (for BC 60, BC 70 & bikelander/classic)

Legal requirement if the bikes obscure the 3rd brake light of the vehicle

order no.: 350 000 305 173



Gear belt extension (for BC 60, BC 70 & bikelander/classic)

order no.: 950 000 622 002



Wall mounting bracket (for BC 60 & BC 70)

Steel construction for easy storage of the BC 60 cycles carrier to any wall

order no.: 350 006 600 001




Presentation rack cycle carrier (for BC 60, BC 70 & bikelander/classic)

(cycle carrier is not included)


order no.: 950 003 631 001

Load Carrier Spare Parts



Lamp (for BC 60, BC 70 & bikelander classic)
left (without wire)

order no.: 950 000 302 003



Lamp (for BC 60, BC 70 & bikelander classic)
right (without cable)

order no.: 950 000 302 004



Lamp (for bikelander)
left (without wire)

order no.: 950 050 306 001



Lamp (for bikelander)
right (without cable)

order no.: 950 050 306 002



Lamp left + right (for bikelander)
inc. wire

order no.: 950 050 302 001



cover for lamp left (for bikelander)

order no.: 950 050 302 003



cover for lamp right (for bikelander)

order no.: 950 050 302 004

Load Carrier Spare Parts



Light cluster arm left (for BC 60, BC 70 & bikelander classic)

order no.: 950 000 631 001



Light cluster arm right (for BC 60, BC 70 & bikelander classic)

order no.: 950 000 631 002



Light cluster arm left (for bikelander)

order no.: 950 050 631 001



Light cluster arm right (for bikelander)

order no.: 950 050 631 002



Light traverse middle (for BC 60 & BC 70)

order no.: 950 000 631 003



holder for licence plate (for bikelander/classic)

order no.: 950 050 631 003



Bracket for licence plate (for BC 60 & BC 70)
(EU-standard size)

order no.: 950 000 631 004

Load Carrier Spare Parts



**clamp for licence plate (for bikelander/
classic)**
2 pieces

order no.: 950 050 631 004



clamp for wire (for bikelander/classic)
6 pieces

order no.: 950 050 642 001



Bracket / bow (for BC 60 & BC 70)

order no.: 950 000 613 001



Bracket / bow (for bikelander/classic)

order no.: 950 050 613 001



**Receiver for bracket (for BC 60, BC 70 &
bikelander/classic)**
inc. 2 x cog wheel

order no.: 950 000 621 001



**Star grip incl. round head screw (for BC 60,
BC 70 & bikelander/classic)**

order no.: 950 000 637 001



**Claw short incl. key / lock (for BC 60 & BC
70)**
inc. keys

order no.: 950 000 633 001

Load Carrier Spare Parts



Claw long incl. key / lock (for BC 60 & BC 70)
inc. keys

order no.: 950 000 633 002



**Claw short incl. key / lock (for bikelander/
classic)**

order no.: 950 050 633 006



**Claw long incl. key / lock (for bikelander/
classic)**

order no.: 950 050 633 007



Claw for 3rd bicycle incl. key / lock

order no.: 950 001 633 004



**knob for claw (2 pieces) (2 stk) (for BC 70 &
bikelander/classic)**

incl. 3 keys
(for version BC 60: part.-no. 950 000 633 003)

order no.: 950 035 633 003



**Rubber for gripping lever (for BC 60, BC 70
& bikelander/classic)**

order no.: 950 000 503 001



Wing left (for BC70 & bikelander/classic)

(for models Portilo (year of construction: -12/11: order no.
950 000 619 001))
(for models BC 60: order no. 950 010 619 002)

order no.: 950 035 619 002

Load Carrier Spare Parts



Wing right (for BC 70 & bikelander/classic)

(for models Portilo (year of construction: -12/11: order no. 950 000 619 001))
(for models BC 60: order no. 950 010 619 003)

order no.: 950 035 619 003



Locking mechanism for wings (for BC 60, BC 70 & bikelander/classic)

4 pieces

order no.: 950 010 627 001



Gear belt incl. Clothing (ratchet belt) (for BC 70 & bikelander/classic)

(for models Portilo (year of construction: -12/11: order no. 950 000 622 001))
(for models BC 60: order no. 950 010 622 001)

order no.: 950 035 622 001



rim protector (for BC 60, BC 70 & bikelander/classic)

4 pieces

order no.: 950 030 622 001



Key (for BC 60, BC 70 & bikelander/classic)

2 pieces
(xx = key number)

order no.: 950 000 513 3xx



Key (for box & platform)

2 pieces
(xx = key number)

order no.: 950 000 513 1xx

Autocode

Autocode



Autocode

Coding tool

- for coding the vehicle for trailer use
- inc. unlimited number of releases in the first year of the subscription
- Year subscription from the 2nd year available from www.westfalia-automotive.shop

order no.: 900 001 400 199



Autocode-Mini

Coding tool

- for coding the vehicle for trailer use
- no subscription necessary: You can buy only one code or if you want 5 or 10 codes for a preferential price
- Voucher codes are available on www.westfalia-automotive.shop

order no.: 900 001 400 202

Voucher Code Autocode-Mini for 1 Coding

order no.: 900 001 400 203

Power Springs

Product Range Power Springs

Manufacturer	Car	Note	Year of construction	Art.-No.	System	Fitting-time	
Audi	A3	inc. 4 WD, exc. level control	04/12-	405403500001	in the spring	45	
Audi	A3	exc. niveau-leveller, not for Quattro and S6	09/96-05/03	405426500001	in the spring	30	
Audi	A3 Sportback	exc. vehicles with level control, exc. 4 WD	06/03-08/12	421600500001	in the spring	30	
Audi	A3 Sportback	inc. 4 WD, exc. level control	09/12-	405403500001	in the spring	45	
Audi	A4	inc. 4 WD, exc. niveau-leveller	11/07-11/15	405425500001	in the spring	30	
Audi	A4 Avant	inc. 4 WD, exc. niveau-leveller	11/07-11/15	405425500001	in the spring	30	
Audi	A5	inc. 4 WD, exc. niveau-leveller	01/07-	405425500001	in the spring	30	
Audi	A5 Sportback	inc. 4 WD, exc. niveau-leveller	09/09-	405425500001	in the spring	30	
Audi	A6	exc. niveau-leveller, exc. air suspension, exc. Quattro, exc. S6	05/04-03/11	405269500001	in the spring	60	
Audi	A6	inc. 4 WD, exc. niveau-leveller	10/14-	405425500001	in the spring	30	
Audi	A6	exc. niveau-leveller, not for Quattro and S6	01/97-01/05	405427500001	in the spring	60	
Audi	A6 Avant	exc. niveau-leveller, exc. air suspension, exc. Quattro, exc. S6	03/05-08/11	405269500001	in the spring	60	
Audi	A6 Avant	inc. 4 WD, exc. niveau-leveller	05/11-	405425500001	in the spring	30	
Audi	Q5	inc. 4 WD, exc. niveau-leveller	11/08-	405425500001	in the spring	30	
Audi	S3	inc. 4 WD, exc. niveau-leveller	09/13-	405403500001	in the spring	45	
Chevrolet	Trax	exc. niveau-leveller	06/12-	414876500001	in the spring	30	
Citroen	Berlingo	SWB, exc. Multispace; L1 exc. Tepee	04/08-	404092500001	alternate spring	30	
Citroen	Berlingo	LWB, L2, exc. Multispace, exc. Tepee	04/08-	404131500001	alternate spring	30	
Citroen	C4 Grand Picasso		10/13-	404151500001	in the spring	45	
Citroen	C4 Picasso	only for vehicles with 5 seats, exc. height control	10/06-06/13	404092500001	alternate spring	30	
Citroen	C4 Picasso		06/13-	404151500001	in the spring	45	
Citroen	Jumper	30, 33, 35 / 3t, 3,3t, 3,5t, only for cars with ABS, exc. 4WD	06/06-06/14	404271500001	in addition to the spring	45	
Citroen	Jumper	Heavy duty set, Typ 30, 33, 35, minimum load 350 kg, only ABS, exc. 4WD	06/14-	406357500001	in addition to the spring	45	
Citroen	Jumpy	not for level control, exc. 4x4, inc. Pick UP	01/07-	404333500001	in the spring	45	
Citroen	Nemo	inc. GPL	02/08-	406350500001	alternate spring	30	
Citroën	Berlingo Multispace	exc. 4x4, exc. niveau-leveller, ABS only	04/08-	404335500001	alternate spring	30	
Citroën	C-Crosser	exc. niveau-leveller	02/07-	404334500001	in the spring	60	
Citroën	Jumper	double leafspring 30,33, 35, 40, ABS only	04/06-05/14	406373500001	in addition to the spring	45	
Citroën	Jumper	double leafspring 30,33, 35, 40, ABS only	06/14-	406373500001	in addition to the spring	45	
Dacia	Logan		11/13-	416343500001	in the spring	30	
Dacia	Logan MVC		07/13-	416343500001	in the spring	30	
Dacia	Logan Pick UP		03/09-	416343500001	in the spring	30	
Dacia	Logan Saloon		09/05-	416343500001	in the spring	30	
Dacia	Logan Symbol		01/13-	416343500001	in the spring	30	
Dacia	Logan Van		03/09-	416343500001	in the spring	30	
Fiat	Doblo		03/01-02/10	406371500001	in addition to the spring	45	

Product Range Power Springs

Manufacturer	Car	Note	Year of construction	Art.-No.	System	Fitting-time	
Fiat	Doblo I	heavy duty set with a stronger spring	12/01-01/10	406279500001	in addition to the spring	45	
Fiat	Doblo II	exc. Cargo, exc. Cargo Work Up	02/10-	406369500001	in the spring	45	
Fiat	Doblo II	Cargo, Cargo Work Up	02/10-	406368500001	in the spring	45	
Fiat	Ducato	30, 33, 35 / 3t, 3,3t, 3,5t, only for cars with ABS, exc. 4WD	06/06-06/14	404271500001	in addition to the spring	45	
Fiat	Ducato	Heavy Duty Set, Typ 30, 33, 35, Minimum load 350 kg, only ABS, exc. 4WD	06/14-	406357500001	in addition to the spring	45	
Fiat	Ducato	double leafspring 30,33, 35, 40, ABS only	07/06-05/14	406373500001	in addition to the spring	45	
Fiat	Ducato	double leafspring 30,33, 35, 40, ABS only	06/14-	406373500001	in addition to the spring	45	
Fiat	Fiorino	inc. GPL	02/08-	406350500001	alternate spring	30	
Fiat	Fiorino Qubo		02/08-	406350500001	alternate spring	30	
Fiat	Grande Punto	exc. niveau-leveller	04/08-	406372500001	in the spring	45	
Fiat	Scudo	not for level control, exc. 4x4	01/07-	404333500001	in the spring	45	
Fiat	Scudo Pick UP	not for level control	01/07-	404333500001	in the spring	45	
Ford	C-Max		12/10-	407441500001	in the spring	45	
Ford	Focus C-max	inc. new model	10/03-10/10	407458500001	in the spring	45	
Ford	Focus II	inc. new model	11/04-01/11	407458500001	in the spring	45	
Ford	Focus III		04/11-	407441500001	in the spring	45	
Ford	Focus III Saloon		04/11-	407441500001	in the spring	45	
Ford	Focus Wagon II	exc. sport suspension (ST 225CV)	11/04-07/10	407407500001	alternate spring	60	
Ford	Focus Wagon III	exc. sport suspension (ST 225CV)	05/11-	407456500001	alternate spring	60	
Ford	Galaxy	exc. niveau-leveller, ABS only	05/06-06/15	407522500001	alternate spring	60	
Ford	Grand C-Max		09/10-	407441500001	in the spring	45	
Ford	Kuga		05/14-	407523500001	in the spring	60	
Ford	Mondeo	exc. niveauleveller, ABS only, 4 5 doors	03/07-10/14	420064500001	alternate spring	60	
Ford	Mondeo	exc. Hybrid	10/14-	407527500001	in the spring	30	
Ford	Mondeo Wagon	exc. niveau leveller ABS only	03/07-01/11	420064500001	alternate spring	60	
Ford	Mondeo Wagon	exc. Hybrid	10/14-	407527500001	in the spring	30	
Ford	S-Max	exc. niveau leveller, ABS only	05/06-09-15	407405500001	alternate spring	60	
Ford	Tourneo Connect	SWB and LWB, up to 1290 kg axle load	12/02-10/13	407262500001	in addition to the spring	30	
Ford	Tourneo Courier		09/14-	407521500001	alternate spring	60	
Ford	Tourneo Custom	FWD: L1 & L2, exc. niveau-leveller, exc. chassis cab	12/12-	407528500001	in addition to the spring	30	
Ford	Transit	Model '00-'13, FWD and RWD, exc. chassis cab	01/00-01/14	407385500001	in addition to the spring	45	
Ford	Transit	heavy duty set, model '00-'13, FWD and RWD, minimum axle load 1000 kg	01/00-01/14	407524500001	in addition to the spring	45	
Ford	Transit	RWD, exc. twin rear wheel	04/14-	407529500001	in addition to the spring	30	
Ford	Transit	FWD	04/14-	407530500001	in addition to the spring	30	
Ford	Transit	FWD	04/14-	407531500001	in addition to the spring	30	

Product Range Power Springs

Manufacturer	Car	Note	Year of construction	Art.-No.	System	Fitting-time	
Ford	Transit Chassis cab	RWD, exc. twin rear wheel	04/14-	407529500001	in addition to the spring	30	
Ford	Transit Chassis cab	FWD type 330, 350	04/14-	407530500001	in addition to the spring	30	
Ford	Transit Connect	SWB and LWB, up to 1290 kg axle load, heavy duty set (with a stronger spring) for L2, standard set for L1	06/02-10/13	407262500001	in addition to the spring	30	
Ford	Transit Connect	L1 and L2, for L1 it's heavy duty, for L2 standard	11/13-	407526500001	in addition to the spring	30	
Ford	Transit Courier		09/14-	407521500001	alternate spring	60	
Ford	Transit Custom	exc. 330, FWD: L1 & L2, exc. niveau-leveller, exc. chassis cab	12/12-	407528500001	in addition to the spring	30	
Ford	Transit Custom	exc. 330, heavy duty set, FWD: L1 & L2, exc. niveau-leveller, exc. chassis cab	12/12-	407525500001	in addition to the spring	30	
Ford	Transit Custom	Heavy Duty Set, FWD: L1 & L2, exc. Niveau-leveller, exc. chassis cab type 290, 310	02-12	407531500001	in addition to the spring	30	
Hyundai	H300 / H1	only for 4 x leaf spring package	01/08-	446047500001	in addition to the spring	30	
Hyundai	H300 / H1	exc. leafspring, exc. niveau-leveller, ABS only	01/08-	446056500001	in the spring	45	
Hyundai	i30	exc. niveau-leveller, only ABS	11/11-	446074500001	alternate spring	60	
Hyundai	i30 CW	exc. niveau-leveller, only ABS	10/07-06/12	446075500001	alternate spring	60	
Hyundai	i30 CW	exc. niveau-leveller, only ABS	11/11-	446075500001	alternate spring	60	
Hyundai	I40		02/12-	446070500001	alternate spring	60	
Hyundai	I40 Kombi		07/11-	446070500001	alternate spring	60	
Hyundai	ix20	exc. niveau-leveller, only ABS	11/10-	446071500001	alternate spring	30	
Hyundai	ix35	exc. AWD, exc. niveau-leveller, ABS only	01/10-	446075500001	alternate spring	60	
Hyundai	ix35	AWD, exc. niveau-leveller, only ABS	05/10-	446072500001	alternate spring	60	
Hyundai	Tucson		09/15-	446073500001	in the spring	45	
Kia	Ceed	exc. niveau-leveller, only ABS	05/12-	446074500001	alternate spring	60	
Kia	Ceed SW	exc. niveau-leveller, only ABS	09/07-05/12	446075500001	alternate spring	60	
Kia	Ceed SW	exc. niveau-leveller, only ABS	05/12-	446075500001	alternate spring	60	
Kia	Sorento	2WD and 4WD, exc. niveau-leveller	11/09-09/12	445001500001	in the spring	45	
Kia	Sportage	exc. niveau-leveller, ABS only	07/10-	446075500001	alternate spring	60	
Mazda	5	inc. new model	05/05-09/10	407458500001	in the spring	45	
Mazda	5	inc. new model	09/10-	407458500001	in the spring	45	
Mazda	3 Hatchback	inc. new model	10/03-12/09	407458500001	in the spring	45	
Mazda	3 Saloon	inc. new model	10/03-12/09	407458500001	in the spring	60	
Mercedes-Benz	Vito	heavy duty set, min. load 150 kg, exc. raised 4WD(639/5), exc. niveau-leveller, only ABS	12/14-	413436500001	alternate spring	30	
Mercedes-Benz	Vito-Tourer	heavy duty set, min. load 150 kg, exc. raised 4WD(639/5), exc. niveau-leveller, only ABS	12/14-	413436500001	alternate spring	30	
Mercedes-Benz	V-Klasse	heavy duty set, min. load 150 kg, exc. raised 4WD(639/5), exc. niveau-leveller, only ABS	12/14-	413436500001	alternate spring	30	
Mercedes-Benz	Citan	exc. 4WD, short and long version, heavy duty set (with a stronger spring)	??	413432500001	in the spring	45	
Mercedes-Benz	Sprinter / Chassis	ABS only, exc. twin rear wheels, exc. 4WD	06/06-	413376500001	in addition to the spring	60	
Mercedes-Benz	Vito	exc. niveau-leveller, ABS only, exc. 4WD	10/03-	413382500001	in the spring	45	
Mercedes-Benz	Vito	exc. niveau-leveller, only ABS, exc. raised 4WD(639/5)	12/14-	413435500001	alternate spring	30	
Mercedes-Benz	Vito Tourer	exc. niveau-leveller, only ABS, exc. raised 4WD(639/5)	12/14-	413435500001	alternate spring	30	

Product Range Power Springs

Manufacturer	Car	Note	Year of construction	Art.-No.	System	Fitting-time	
Mitsubishi	Carisma	ABS only	07/95-06/06	440001500001	alternate spring	90	
Mitsubishi	Outlander	only Mc Pherson strutt, exc. niveau-leveller, ABS only	01/10-09/12	440002500001	alternate spring	60	
Mitsubishi	Outlander		08/12-	440003500001	alternate spring	75	
Nissan	NV 200	ABS only	11/09-	432265500001	in addition to the spring	45	
Nissan	NV 400	only front wheel drive/ABS/single leaf spring, inc. chassis	11/11-	416318500001	in addition to the spring	30	
Nissan	Qashqai	2WD & 4WD, exc. niveau-leveller/only multilink axle, 2WD & 4WD	02/07-02/14	432268500001	in the spring	45	
Nissan	Qashqai		02/14-	432268500001	in the spring	45	
Opel	Astra	exc. Flexride, exc. Sports, exc. niveau-leveller, ABS only, 4/5 doors	12/09-06/15	414406500001	in the spring	30	
Opel	Astra Sports tourer	exc. Flexride, exc. Sports, exc. niveau-leveller, ABS only	10/10-03/16	414406500001	in the spring	30	
Opel	Combo	only Tour, exc. niveau-leveller, ABS only, inc. CNG	02/10-	406369500001	in the spring	45	
Opel	Combo	exc. Tour, exc. niveau-leveller, ABS only, inc. CNG	02/10-	406368500001	in the spring	45	
Opel	Insignia	exc. niveau-leveller, 4/5 doors	07/08-	414341500001	in the spring	45	
Opel	Insignia Sports Tourer	exc. niveau-leveller	07/08-	414341500001	in the spring	45	
Opel	Mokka	exc. niveau-leveller	06/12-	414876500001	in the spring	30	
Opel	Movano	front wheel drive, only ABS, rear single leaf spring, ABS only, inc. Chassis	11/11-	416318500001	in addition to the spring	30	
Opel	Vectra Caravan	exc. level control	10/03-	414295500001	in the spring	45	
Opel	Vivaro		09/14-	414364500001	in the spring	45	
Opel	Vivaro	heavy duty set with a stronger spring, ABS only, exc. level control	09/14-	414870500001	alternate spring	30	
Opel	Zafira	exc. niveau-leveller	07/05-	414873500001	in the spring	45	
Opel	Zafira	heavy duty set, exc. niveau-leveller	07/05-	414875500001	in the spring	45	
Opel	Zafira Tourer	exc. niveau-leveller	10/11-	414874500001	in the spring	45	
Peugeot	5008	exc. air suspension, ABS only	06/09-	415001500001	alternate spring	30	
Peugeot	Bipper	inc. GPL	02/08-	406350500001	alternate spring	30	
Peugeot	Boxer	30, 33, 35 / 3t, 3,3t, 3,5t, only for cars with ABS, exc. 4WD, inc. chassis	06/06-06/14	404271500001	in addition to the spring	45	
Peugeot	Boxer	heavy duty set, typ 30, 33, 35, minimum load 350 kg, ABS only, inc. chassis	06/14-	406357500001	in addition to the spring	45	
Peugeot	Boxer	double leafspring 3T, 3,3T, 3,5T, 4T, ABS only	06/06-05/14	406373500001	in addition to the spring	45	
Peugeot	Boxer	double leafspring 3T, 3,3T, 3,5T, 4T, ABS only	06/14-	406373500001	in addition to the spring	45	
Peugeot	Expert	exc. level control; exc. 4x4; inc. Pick UP	01/07-	404333500001	in the spring	45	
Peugeot	Partner	SWB, exc. Multispace; L1 exc. Tepee	04/08-	404092500001	alternate spring	30	
Peugeot	Partner	LWB, L2, exc. Partner Origin, exc. Multispace, exc. Tepee	04/08-	404131500001	alternate spring	30	
Peugeot	Partner Tepee	exc. Outdoor, exc. niveau-leveller, ABS only	04/08-	404335500001	alternate spring	30	
Renault	Kangoo Express	exc. 4WD, exc. niveau-leveller, ABS only	??	416269500001	in the spring	45	
Renault	Master	only front wheel drive/ABS/single leaf spring, inc. chassis	11/11-	416318500001	in addition to the spring	30	
Renault	Traffic		09/14-	414364500001	in the spring	45	
Renault	Traffic	heavy duty set, ABS only, exc. level control	09/14-	414870500001	alternate spring	30	

Product Range Power Springs

Manufacturer	Car	Note	Year of construction	Art.-No.	System	Fitting-time	
Seat	Leon SC	heavy duty set, only compound axle, exc. niveau-leveller	01/13-	421676500001	in the spring	20	
Seat	Alhambra	inc. ecomotive, exc. niveau-leveller, inc. 4WD	10/10-	421600500001	in the spring	30	
Seat	Altea	inc. ecomotive, exc. niveau-leveller, inc. 4WD	06/04-	421600500001	in the spring	30	
Seat	Altea XL	inc. ecomotive, exc. niveau-leveller, inc. 4WD	11/06-	421600500001	in the spring	30	
Seat	Leon	inc. ecomotive, exc. niveau-leveller, inc. 4WD	09/05-01/13	421600500001	in the spring	30	
Seat	Leon	inc. ecomotive, exc. niveau-leveller, inc. 4WD	01/13-	405403500001	in the spring	45	
Seat	Leon	heavy duty set, only compound axle, exc. niveau-leveller	01/13-	421676500001	in the spring	20	
Seat	Leon	heavy duty set, only compound axle, exc. niveau-leveller	01/13-	421676500001	in the spring	45	
Seat	Leon SC	heavy duty set, only compound axle, exc. niveau-leveller	01/13-	421676500001	in the spring	45	
Seat	Leon ST	inc. ecomotive, exc. niveau-leveller, inc. 4WD	11/13-	405403500001	in the spring	45	
Seat	Leon ST	heavy duty set, only compound axle, exc. niveau-leveller	11/13-	421676500001	in the spring	20	
Seat	Leon ST	heavy duty set, only compound axle, exc. niveau-leveller	11/13-	421676500001	in the spring	45	
Seat	Toledo	inc. ecomotive, exc. niveau-leveller, inc. 4WD	11/04-06/09	421600500001	in the spring	30	
Skoda	Fabia	inc. Greenline, exc. level control, ABS only	02/15-	417113500001	in the spring	45	
Skoda	Fabia Kombi	inc. Greenline, exc. level control, ABS only	02/15-	417113500001	in the spring	45	
Skoda	Octavia	inc. Greenline, exc. level control, ABS only, inc. 4WD	09/04-12/08	421600500001	in the spring	30	
Skoda	Octavia	inc. Greenline, exc. level control, ABS only, inc. 4WD	01/09-11/12	421600500001	in the spring	30	
Skoda	Octavia	inc. 4 WD, exc. level control	11/12-	405403500001	in the spring	45	
Skoda	Octavia	heavy duty set, only multilink axle, exc. niveau-leveller	11/13-	421676500001	in the spring	45	
Skoda	Octavia	heavy duty set, only multilink axle, exc. niveau-leveller	11/12-	421676500001	in the spring	20	
Skoda	Octavia Combi	inc. 4 WD, exc. level control	11/12-	405403500001	in the spring	45	
Skoda	Octavia Combi	heavy duty set, only compound axle, exc. niveau-leveller	11/12-	421676500001	in the spring	20	
Skoda	Octavia Combi	heavy duty set, only multilink axle, exc. niveau-leveller	11/12-	421676500001	in the spring	45	
Skoda	Octavia Kombi	inc. Greenline, exc. level control, ABS only, inc. 4WD	02/05-12/08	421600500001	in the spring	30	
Skoda	Octavia Kombi	inc. Greenline, exc. level control, ABS only, inc. 4WD	01/09-	421600500001	in the spring	30	
Skoda	Octavia Scout	exc. vehicles with level control, exc. 4 WD	07/09-	421600500001	in the spring	30	
Skoda	Superb	inc. Greenline, exc. niveau-leveller, inc. 4WD	09/08-	421600500001	in the spring	30	
Skoda	Superb Kombi	inc. Greenline, exc. niveau-leveller, inc. 4WD	01/10-	421600500001	in the spring	30	
Skoda	Yeti	inc. Greenline, exc. niveau-leveller, inc. 4WD	09/09-	421600500001	in the spring	30	
Suzuki	SX4 S-Cross	2WD and 4WD	09/13-	441001500001	in the spring	45	
Suzuki	Vitara	2WD and 4WD	03/15-	441001500001	in the spring	45	
Toyota	Auris	inc. hybrid, exc. 1.4 diesel, exc. 1.3 benzine, exc. niveau-leveller	10/12-	435003500001	in the spring	45	
Toyota	Auris TS	inc. 1.8 hybrid, inc. 1.2T, exc. 1.4-4D, exc. 1.6D-4D, exc. 1.3VVTI, exc. niveau-leveller	07/13-	435003500001	in the spring	45	
Toyota	Avensis	exc. niveau-leveller	02/09-	435003500001	in the spring	45	
Toyota	Avensis Wagon	exc. niveau-leveller	02/09-	435003500001	in the spring	45	
Toyota	PROACE	heavy duty set, min. load 400 kg, ABS only, exc. niveau-leveller	12/13-	435001500001	alternate spring	45	

Product Range Power Springs

Manufacturer	Car	Note	Year of construction	Art.-No.	System	Fitting-time	
Toyota	RAV4	ABS only	11/05-03/13	435002500001	alternate spring	45	
Volvo	S40 I	exc. AWD, exc. niveau-leveller	07/04-	407458500001	in the spring	45	
Volvo	V40	exc. Cross-Country, exc. 4WD, exc. niveau-leveller, ABS only	03/12-	407441500001	in the spring	45	
Volvo	V50	exc. AWD, exc. niveau-leveller	08/04-	407458500001	in the spring	45	
Volvo	V70 III	exc. AWD, exc. niveau-leveller, ABS only	08/07-	407405500001	alternate spring	60	
Volvo	XC60	exc. AWD, exc. niveau-leveller, ABS only	05/08-	420064500001	alternate spring	60	
VW	Amarok	only 4WD, exc. niveau-leveller, ABS only	09/10-	421674500001	in addition to the spring	60	
VW	Caddy (4-Motion, Maxi)	inc. Maxi, inc. Double leaf spring, inc. EcoFuel	03/05-10/10	421673500001	in addition to the spring	30	
VW	Caravelle	exc. 4 WD	10/10-	421391500001	in the spring	30	
VW	Crafter / Chassis	ex. twin tyres	04/06 -08/10	413376500001	in addition to the spring	60	
VW	Eos	inc. Bluemotion, exc. niveau-leveller, inc. 4 motion	03/06-	421600500001	in the spring	30	
VW	Golf	heavy duty set, only compound axle, exc. niveau-leveller	11/12-	421676500001	in the spring	20	
VW	Golf	heavy duty set, only compound axle, exc. niveau-leveller	11/12-	421676500001	in the spring	45	
VW	Golf Sportsvan	heavy duty set, only compound axle, exc. niveau-leveller	06/14-	421676500001	in the spring	20	
VW	Golf Sportsvan	heavy duty set, only multilink axle, exc. niveau-leveller	06/14-	421676500001	in the spring	45	
VW	Golf V	inc. Bluemotion, exc. niveau-leveller, inc. 4 motion	11/03-11/08	421600500001	in the spring	30	
VW	Golf V Plus	inc. Bluemotion, exc. niveau-leveller, inc. 4 motion	06/06-	421600500001	in the spring	30	
VW	Golf V Variant	inc. Bluemotion, exc. niveau-leveller, inc. 4 motion	09/09 -	421600500001	in the spring	30	
VW	Golf Variant	inc. Bluemotion, exc. niveau-leveller, inc. 4 motion	09/09 -	421600500001	in the spring	45	
VW	Golf Variant	heavy duty set, Compound and multilink axle, exc. niveau-leveller	07/13-	421676500001	in the spring	20	
VW	Golf VI	inc. Bluemotion, exc. niveau-leveller, inc. 4 motion	10/08-11/13	421600500001	in the spring	30	
VW	Golf VI Plus	inc. Bluemotion, exc. niveau-leveller, inc. 4 motion	01/05-05/13	421600500001	in the spring	30	
VW	Golf VI Variant	inc. Bluemotion, exc. niveau-leveller, inc. 4 motion	07/09-07/13	421600500001	in the spring	30	
VW	Golf VII	inc. Bluemotion, exc. niveau-leveller, inc. 4 motion	11/12-	405403500001	in the spring	45	
VW	Jetta V	inc. Bluemotion, exc. niveau-leveller, inc. 4 motion	09/05-01/11	421600500001	in the spring	30	
VW	Jetta VI	inc. Bluemotion, exc. niveau-leveller, inc. 4 motion	01/11-	421600500001	in the spring	30	
VW	Passat B6 model 3C	inc. Variant and Bluemotion/exc. vehicles with level control and inc. 4WD	03/05-10/10	421600500001	in the spring	30	
VW	Passat B7	inc. Bluemotion, exc. niveau-leveller, inc. 4 motion	10/10-09/14	421600500001	in the spring	30	
VW	Passat B8	inc. Bluemotion, exc. niveau-leveller, inc. 4 motion	10/14-	405403500001	in the spring	45	
VW	Passat B8 Variant	inc. Bluemotion, exc. niveau-leveller, inc. 4 motion	10/14-	405403500001	in the spring	45	
VW	Sharan	inc. Bluemotion, exc. niveau-leveller, inc. 4 motion	05/10-	421600500001	in the spring	30	
VW	Sportsvan	inc. Bluemotion, exc. niveau-leveller, inc. 4 motion	06/14-	405403500001	in the spring	45	
VW	T5/T5GP	inc. chassis cab, inc. 4-motion	04/03-11/09	421675500001	alternate spring	30	
VW	T6	inc. chassis cab, inc. 4-motion	07/15-	421675500001	alternate spring	30	
VW	Tiguan	inc. Bluemotion, exc. niveau-leveller, inc. 4 motion	09/07-	421600500001	in the spring	30	
VW	Touran	inc. Bluemotion, exc. niveau-leveller, inc. 4 motion	01/11-	421600500001	in the spring	30	
VW	Touran	heavy duty set, only multilink axle, exc. niveau-leveller	05/15-	421676500001	in the spring	45	

Product Range Power Springs

Manufacturer	Car	Note	Year of construction	Art.-No.	System	Fitting-time	
VW	Touran	heavy duty set, only compound axle, exc. niveau-leveller	05/15-	421676500001	in the spring	20	
VW	Transporter T3	exc. 4 WD	05/79-12/92	421391500001	in the spring	30	
VW	Transporter T4	inc. Syncro, inc. Caravelle	07/90-04/03	421391500001	in the spring	30	
VW	Transporter T5/T6	inc. Multivan, inc. chassis cab, inc. 4-motion, ABS only	05/03-	421651500001	in the spring	30	

Roof Racks

Product Range Roof Racks


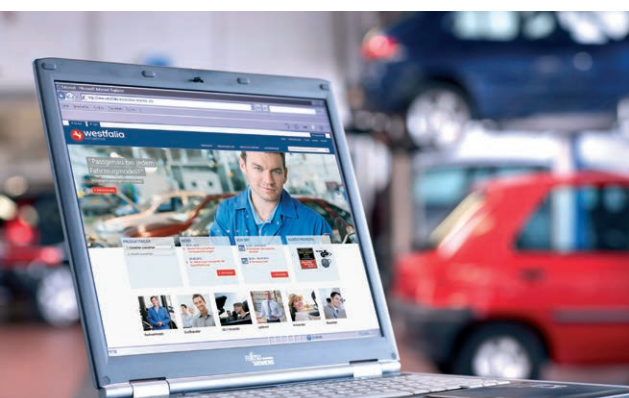
Manufacturer	Model	Version	Year of manufacture	Article-No.	Assembly time	Effective width (mm)	Length (mm)	Width (mm)	Height (mm)	Payload (kg)	Weight (KG)
Citroën	Grand Berlingo	L2	07/08-05/18	504129700001	60	1420	2338	1475	138	62,4	37,6
Citroën	Jumpy	L1H1 Swing door	03/07-05/16	506331700001	75	1420	2528	1475	138	129,1	40,9
Citroën	Jumpy	L1H1 Rear flap	03/07-05/16	506333700001	75	1420	2338	1475	138	110,3	39,7
Citroën	Jumpy	L2H1 Swing door	03/07-05/16	506332700001	75	1420	2718	1475	138	125,5	49,6
Citroën	Jumpy	L2H1 Rear flap	03/07-05/16	506364700001	75	1420	2528	1475	138	127,7	42,3
Citroën	Nemo	Swing door	02/08-	506349700001	60	1420	1958	1475	138	67,5	32,5
Citroën	Nemo	Rear flap	02/08-	506350700001	60	1420	1768	1475	138	72,3	30,2
Dacia	Dokker	Swing door	11/12 -	516333700001	60	1420	2148	1475	138	114,5	35,5
Fiat	Fiorino	Swing door	02/08-	506349700001	60	1420	1958	1475	138	67,5	32,5
Fiat	Fiorino	Rear flap	02/08-	506350700001	60	1420	1768	1475	138	69,8	30,2
Fiat	Scudo	L1H1 Swing door	03/07-	506331700001	75	1420	2528	1475	138	129,1	40,9
Fiat	Scudo	L1H1 Rear flap	03/07-	506333700001	75	1420	2338	1475	138	110,3	39,7
Fiat	Scudo	L2H1 Swing door	03/07-05/16	506332700001	75	1420	3098	1475	138	125,5	44,5
Fiat	Scudo	L2H1 Rear flap	03/07-05/16	506364700001	75	1420	2718	1475	138	127,7	42,3
Iveco	Daily	L1H2	05/99-07/14	542180700001	60	1450	2784	1500	138	104,12	45,88
Iveco	Daily	L2H2	05/99-07/14	542178700001	60	1450	2784	1500	138	150	46,9
Iveco	Daily	L3H2	05/99-07/14	542089700001	60	1450	3774	1500	138	97,35	52,65
Iveco	Daily	L4H2	05/99-07/14	542090700001	60	1450	4764	1500	138	89,94	60,1
Mercedes	Citan	L2	10/12-	516268700001	60	1420	1958	1475	138	66,5	33,5
Mercedes	Citan Compact	L1	10/12-	513353700001	60	1420	1578	1475	138	72,3	27,7
Mercedes	Citan Maxi	L3	10/12-	516269700001	60	1420	2338	1475	138	62,5	37,5
Mercedes	Sprinter	L1H1 Please order separately at the Mercedes dealer: Slide rail B66560751	06.06.18	513377700001	60	1650	3290	1700	138	150,8	49,16
Mercedes	Sprinter	L2H2 Please order separately at the Mercedes dealer: Slide rail B66560752	06/06-12/16	513275700001	60	1450	3290	1500	138	103,85	46,15
Mercedes	Sprinter	L4H2 Please order separately at the Mercedes dealer: Slide rail B66560754	06/06-12/16	513270700001	60	1450	4764	1500	138	85,56	64,44
Mercedes	Vito Compact	L1 Swing door	09/03-04/14	513175700001	75	1420	2908	1475	138	103,7	46,3
Mercedes	Vito Compact	L1 Rear flap	09/03-04/14	513240700001	75	1420	2718	1475	138	104,8	45,2
Mercedes	Vito ExtraLong	L3 Swing door	09/03-04/14	513176700001	75	1420	3288	1475	138	97,0	53,0
Mercedes	Vito ExtraLong	L3 Rear flap	09/03-04/14	513381700001	75	1420	3098	1475	138	98,1	51,9
Mercedes	Vito Long	L2 Swing door	09/03-04/14	513382700001	75	1420	3098	1475	138	98,9	51,1
Mercedes	Vito Long	L2 Rear flap	09/03-04/14	513239700001	75	1420	2908	1475	138	102,9	47,1

Product Range Roof Racks

Manufacturer	Model	Version	Year of manufacture	Article-No.	Assembly time	Effective width (mm)	Length (mm)	Width (mm)	Height (mm)	Payload (kg)	Weight (KG)	
Nissan	NV400	L1H1	02/10-	516319700001	60	1650	2785	1700	138	143,7	56,3	
Nissan	NV400	L1H2	02/10-	516319700001	60	1650	2785	1700	138	143,7	56,3	
Peugeot	Bipper	Swing door	02/08-	506349700001	60	1420	1958	1475	138	67,5	32,5	
Peugeot	Bipper	Rear flap	02/08-	506350700001	60	1420	1768	1475	138	69,8	30,2	
Peugeot	Expert	L1H1 Swing door	03/07-05/16	506331700001	75	1420	2528	1475	138	129,1	40,9	
Peugeot	Expert	L1H1 Rear flap	03/07-05/16	506333700001	75	1420	2338	1475	138	110,3	39,7	
Peugeot	Expert	L2H1 Swing door	03/07-05/16	506332700001	75	1420	2718	1475	138	125,5	44,5	
Peugeot	Expert	L2H1 Rear flap	03/07-05/16	506364700001	75	1420	2528	1475	138	127,7	42,3	
Peugeot	Grand Partner	L2	07/08-05/18	504129700001	60	1420	2338	1475	138	62,4	37,6	
Renault	Kangoo	L1	02/08-	513353700001	60	1420	1578	1475	138	72,3	27,7	
Renault	Kangoo	L2	02/08-	516268700001	60	1420	1958	1475	138	66,5	33,5	
Renault	Kangoo	L3	02/08-	516269700001	60	1420	2338	1475	138	62,5	37,5	
Toyota	ProAce	L1H1 Swing door	08/13-05/16	506331700001	75	1420	2528	1475	138	129,1	40,9	
Toyota	ProAce	L1H1 Rear flap	08/13-05/16	506333700001	75	1420	2338	1475	138	110,3	39,7	
Toyota	ProAce	L2H1 Swing door	08/13-05/16	506332700001	75	1420	2718	1475	138	125,6	44,4	
Toyota	ProAce	L2H1 Rear flap	08/13-05/16	506364700001	75	1420	2528	1475	138	127,8	42,3	
Volkswagen	Caddy III	L1 ohne Reling	01/04-	521660700001	75	1420	1958	1475	138	69,0	31,0	
Volkswagen	Caddy III	L2 ohne Reling	01/04-	521661700001	75	1420	2338	1475	138	62,7	37,3	
Volkswagen	Crafter	L2H2 Please order separatly at the VW dealer: Slide rail 2E1860181, 2E1860183, 8pcs.nut N90733703	06/06-12/16	513275700001	60	1450	3290	1500	138	103,85	46,15	
Volkswagen	Crafter	L4H2 Please order separatly at the VW dealer: Slide rail 2E1860181, 2E1860184, 12pcs.nut N90733705	06/06-12/16	513270700001	60	1450	4764	1500	138	85,56	64,44	
Volkswagen	T5	L2	05/03-	521651700001	75	1420	3098	1475	138	138,8	52,0	
Volkswagen	T6	L2	06/15-	521651700001	75	1420	3098	1475	138	138,8	52,0	



westfalia-automotive.com





Certified delivery to the automobile industry

Westfalia-Automotive GmbH

Am Sandberg 45
33378 Rheda-Wiedenbrück

Telefon: +49 5242 907 0
Telefax: +49 5242 907 195

westfalia-automotive.com

Westfalia-Automotive is a brand of

