

IT ALL STARTS WITH THE **TOWBAR**



Products by Westfalia-Automotive:

TOWBARS

- Accurate fitting
- Millions sold
- OE quality



WIRING KITS

- Easy to install
- High reliability
- Full functionality by connection to the board net



CODING - AUTOCODE-MINI

- Easy handling
- Fast connection



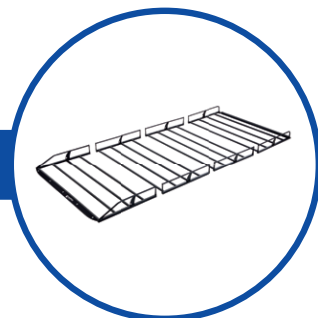
CYCLE CARRIERS

- Easy handling
- High payload
- Foldable



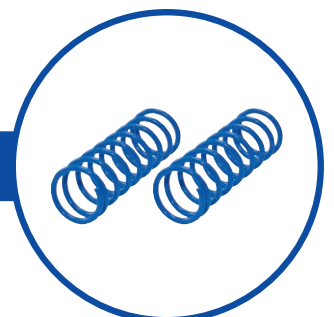
ROOF RACKS

- Safe transport
- Easy attachment
- Professional quality



POWER SPRINGS


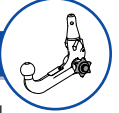
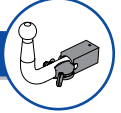
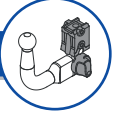
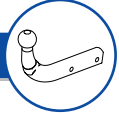



- Improved driving style
- Increased driving safety
- Less wearing of chassis parts



Key for towbars

		KIT		No.										
--	--	-----	--	-----	--	--	--	--	--	--	--	--	--	--

- Vehicle
- Year of manufacture
- Towbar + vehicle-specific wiring kit
- Towbar system
- Part No. towbar
- Phase-out model
- Visible cut-out
- Invisible cut-out
- Installation time
- Assembly weight
- D value kN
- Vertical load
- Towed load

<p>A40H detachable automatic system horizontal</p> 	<p>A40V detachable automatic system vertical</p> 	<p>A50 detachable small automatic system</p> 	<p>AVII detachable small automatic system</p> 
<p>F20 fixed screwed design</p> 	<p>F10 fixed welded design</p> 	<p>F40 towing bracket for ball plate (4 screws)</p> 	<p>F30 towing bracket for ball plate (2 screws)</p> 

Key for wiring kits

											R/L/B
--	--	--	--	--	--	--	--	--	--	--	-------

- Phase-out model
- Additional information for wiring kits
- S** Wiring kit **vehicle-specific** No. ...1.7 = 7-pins
-- Wiring kit **universal** No. ...1.3 = 13-pins
- C2** Indicator monitoring **C2 indicator light**
- A** Indicator monitoring **acoustic**
- CAN** Indicator monitoring **CAN**
- FRE** Indicator monitoring **blink frequency**
- C** Coding/activation necessary
- C1** Possible without coding -> Indicator monitoring C2 via buzzer
-- Coding/activation **not** necessary
- E** Parking aid shut-off
- E1** Parking aid shut-off (universal without preliminary set-up)
- E2** Parking aid shut-off (button on dashboard) if available
- No parking aid shut-off
- D** Permanent plus included
- D1** Permanent plus optional (extension kit 300027300113)
- No Permanent plus
- L** Charging cable included
- L1** Charging cable optional (extension kit 300028300113)
- No charging cable
- V** Connection front
- H** Connection rear
- Installation time
- R** Right hand drive
- L** Left hand drive
- B** Both



WESTFALIA-AUTOMOTIVE

Products create trust

EVERYTHING STARTS WITH THE ORIGINAL TOWBAR BY WESTFALIA-AUTOMOTIVE - LEISURE, SPORTS, PROFESSION

Security and reliability. We offer more than 1700 vehicle-specific types of towbars of highest precision for over 85 years. In addition, you receive suitable wiring kits and coding-tools. The portfolio is rounded off with strong carrier systems for the towbar and the roof as well as power springs and accessories.

As part of the horizon global corporation (NYSE: HZN) Westfalia-Automotive operates globally. Due to this, you benefit from a global network, comprehensive know-how and the latest technologies. Westfalia-Automotive makes your work easier and safer. With constant innovation, highest quality and economical solutions.



DISCOVER NOW:

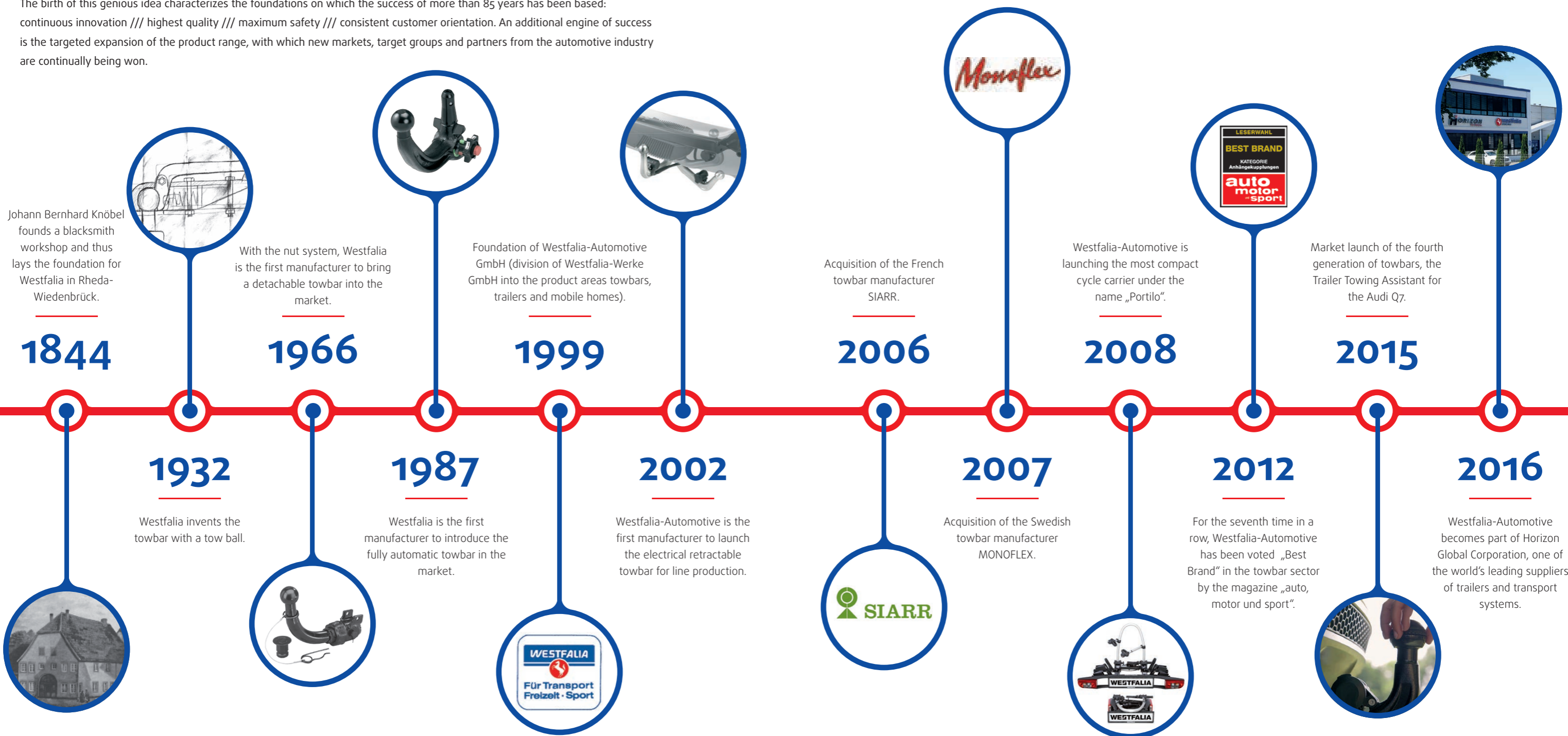
towbars | wiring-kits | bike-carrier | roof racks
power springs | coding tools

westfalia-automotive.com



COMPANY HISTORY

As the inventor of the towbar with worldwide patents, Westfalia-Automotive can naturally claim leadership in its sector since 1932. The birth of this genius idea characterizes the foundations on which the success of more than 85 years has been based: continuous innovation /// highest quality /// maximum safety /// consistent customer orientation. An additional engine of success is the targeted expansion of the product range, with which new markets, target groups and partners from the automotive industry are continually being won.





CYCLE CARRIER

The talented all-rounder

The bike carrier by Westfalia-Automotive is able to present a new changed rear cross member and an innovative design. Discover your multifunctional transport system for leisure, sports and profession. Easy to install, extremely compact and particularly safe with the mentality of a test winner.



maximum load up to 60 kg

E-Bike compatible

lockable



foldable



modern LED-lights
(not bikelander classic)



flexible, rubberized claws



long tensioning belts

TESTED:

MOUNTAINBIKE
TESTURTEIL AUSGABE 08/17
Sehr gut

auto motor sport
Testurteil | Ausgabe 14/2017
Sehr empfehlenswert
Anhängerkupplungs-Fahrradträger
Westfalia Bikelander

THE GENIUS : The bikelander can be easily supplemented with a box or a platform. The box offers a fast additional storage space of 220 liters. Wet, dirty or odorous things can be carried comfortably outside the vehicle. On the handy platform, you can stow bulky materials and sports equipment safely. Further useful accessories complete the range.



KITS

The perfect combination

Towbars and wiring kits by Westfalia-Automotive build the perfect partnership. Perfect fitting due to an own development and production, the system offers highest security. The involvement into the wiring system is particularly easy.

ideal connection

perfect fit

economic assembly

TOWBAR

- retractable, detachable or fixed
- reliable
- original manufacturer quality
- perfect fitting
- user-friendly
- millions sold
- EC-approved

VEHICLE-SPECIFIC WIRING KIT

- use of original parts
- easy assembly
- extremely reliable
- complete product portfolio
- full functionality through involvement into the wiring system

THE GENIUS: With only one article number and only one ordering process, you benefit from a real price advantage with our kits.



Top marks again and again

Westfalia-Automotive "Best Brand" seven times running! When choosing their "Best Brand", readers of the magazine "auto motor und sport" voted Westfalia-Automotive the winner in the "towbar" category.



AUTOCODE

Easy vehicle-activation

If an electrical kit is installed into a vehicle equipped with a Can bus, the vehicle may need to be coded to trailer operation – a “CAN” indicates this in the electrical kit product data in the catalogue.

low cost coding

simple operation

fast activation



THESE VEHICLES CAN BE CODED BY THE AUTOCODE-MINI:

All relevant vehicle models can be coded/activated: Audi, Citroen, Ford, Jaguar, Land Rover, Mercedes Benz, Opel, Peugeot, Porsche, Seat, Skoda, Volkswagen

When a Westfalia-Automotive wiring kit is assembled, most of the vehicles don't need any codin: BMW, Chevrolet, Fiat, Honda, Hyundai, Kia, Mazda, Mini, Mitsubishi, Nissan, Renault, Subaru, Suzuki, Toyota, Volvo

THE GENIUS: Autocode-Mini is the new solution for vehicle activation - without a subscription and by just needing voucher codes for each coding. The coding tool „Autocode-Mini“ - is the best complete solution for your customers.





POWER SPRINGS

At last something stopping you going “weak at the knees”


Simple and effective. Under extreme conditions like a sudden evasive actions, a heavily loaded vehicle performs better with additional power springs. A significant improvement for caravans and commercial vans. The power springs are the ideal supplement to a towbar by Westfalia-Automotive, because through a joint shoring in the workshop synergy effects will occur.

Improved safety
with heavy loads

Low costs

TÜV-tested*

*by German Technical Inspection Authority



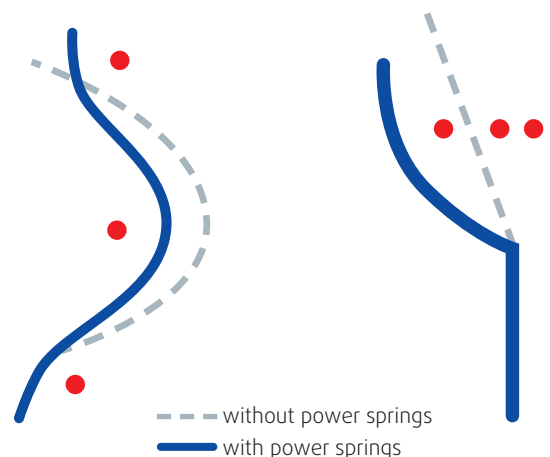
SLALOM AND OBSTACLE AVOIDANCE TEST WITH 300 KG LOAD IN BOOT.

WITHOUT POWER SPRINGS (image left)

Heavy loads can be too much for the standard suspension system of a vehicle – “bringing it to its knees” so to speak at the rear. The result: longer braking distances, risk of skidding and even possibly fishtailing in curves with crosswinds or during overtaking. This is caused by rough or uneven roads and potholes. All reasons to reinforce your vehicle’s original suspension system when driving with heavy loads.

WITHOUT POWER SPRINGS (image right)

Power springs from Westfalia-Automotive are designed to be simple and effective. Their extra boost of power is what’s needed to keep your vehicle “off its knees”. They provide extra on-road stability and offer better grip for the front tyres to keep braking distances short. You can tow heavy loads more easily while minimizing the risk of trailers or caravans fishtailing.

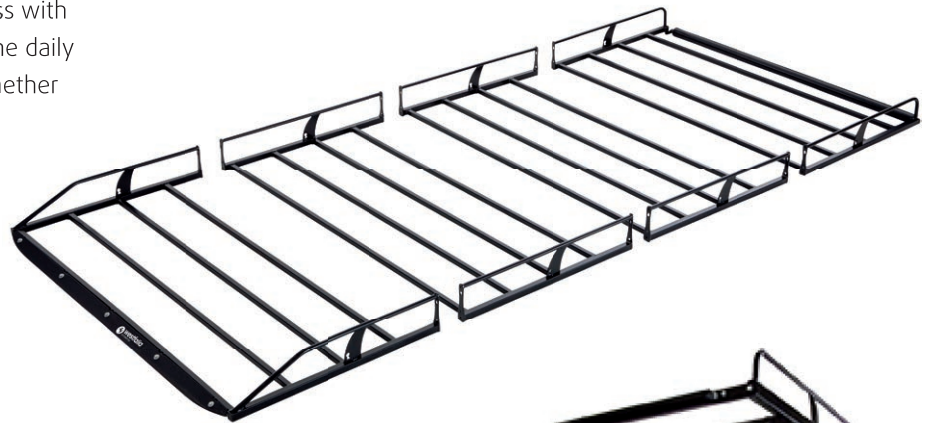




ROOF RACKS

Specially designed for use with commercial vehicles

Roof racks from Westfalia-Automotive impress with the stability and reliability they offer during the daily routine of the commercial vehicle sector – whether used by roofers, fitters or carpenters.



safe transport

professional quality

light modular system

The roof racks are designed for an intensive professional use. They are individually adapted to every vehicle to correspond to all user requests. OE-quality, an optimal price-performance ratio and a wide product range make the Westfalia-Automotive roof racks to real multifunctional talents.

THE GENIUS: The roof track is modular and easy to install. It is corrosion protected and safety proven. Ideal for heavy-duty professional usage.

assembly by one person:
45 minutes, plus 10 minutes per intermediate module

assembly by two persons:
30 minutes, plus 5 minutes per intermediate module





WAM-NET

Always right up to date

Who is informed, is always one step ahead.
In the Westfalia Internet you will find the right answer to almost every question. Just try it.

many assembly tips

sales promotion

availability check



TEST NOW AND BE IMPRESSED.

Create a customer account free of charge and take advantage for example of:

Newsletter-registration:

Monthly information about the latest products, product modifications and news

Availability query for products:

Always informed about what is in stock at the central warehouse

Fitting instructions:

Opportunity to download the latest versions
workshop marketing: sales promotion, tips and tricks, FAQs



Dear customer,

You now have in your hands the new 2020 Westfalia-Automotive catalogue covering towbars, electrical kits, bicycle racks and spare parts. We have made every effort to incorporate the suggestions and modifications that you have provided us with to further enhance this catalogue. This catalogue provides a wealth of important information and is designed to help you develop and promote your towbar fitting business.

Please note the following:

Fold-out flap on front cover

The legend that corresponds to the columns in this catalogue can be found on the fold-out flap attached to the inside of the front cover of this catalogue. If necessary, you can tear it off and use it as an insert.

KIT = Towbar + 13-pin electrical kit

Our KIT program has been further enhanced with the introduction of additional references. You will now find a KIT for nearly all of our towbar range which is supplied complete with a vehicle specific wiring kit. You can identify these KITs by the last figures of the part number: ... 900013.

Installation times

The specified installation times should only be used as an indication for our products of the time required to carry out an installation. The length of time required to complete this will depend on a number of factors, the condition of the vehicle and/or the skills and experience of the individual carrying out the work. In certain circumstances, the specification of a vehicle may vary significantly, such as when an automatic CD changer has to be removed in order to install the electrical equipment, then the required assembly time may increase considerably. Where possible, always try and ascertain the full specification of the vehicle. Limit the troubleshooting to approximately 0.5 hours for mechanical or 0.75 hours for electrical work in case of assembly or functional problems. In case of assembly or functional problems, contact Westfalia customer service.

Vehicles with parking sensors:

When mounting permanently attached towbars, the towball may in some instances activate the vehicles rear parking sensors. This problem can be overcome by fitting a detachable towbar where the neck can be removed from the vehicle when not required for towing. Some vehicles do come with cut off switches for the rear parking sensors but you should check with the customer to confirm that this is an acceptable solution.

The following is valid before assembling a towbar and an electrical kit:

Always observe the instructions of the vehicle manufacturer in the operating manual of the vehicle.

Towbars and energy-saving vehicles

Some energy-saving vehicles have not been homologated for towing and therefore have no towing capacity. Always check the VIN plate or the vehicle handbook to verify the towing capacity of the vehicle.

Please visit our website westfalia-automotive.com to find our current product finder, further information and frequently asked questions about our products.

Edition: 02/2020, errors and omissions excepted

Inhalt

Introduction..... 13

Content..... 14

Towbars and wiring kits

A

Alfa Romeo..... 17

Audi 19

B

BMW..... 45

C

Chevrolet 61

Chrysler 63

Citroën..... 64

Cupra..... 76

D

Dacia 77

Daihatsu 81

Dodge..... 82

F

Fiat 83

Ford..... 94

H

Honda..... 110

Hyundai 113

I

Isuzu..... 118

Iveco-Magirus..... 119

J

Jaguar 120

Jeep..... 121

K

Kia 124

L

Lancia..... 132

Land Rover..... 133

Lexus..... 136

M

MAN 137

Mazda..... 139

Mercedes Benz 143

Mini..... 166

Mitsubishi 167

N

Nissan 169

O

Opel..... 174

P

Peugeot 186

Porsche 200

R

Renault..... 201

S

Saab	211
Seat	212
Škoda	220
Subaru	230
Suzuki	233

T

Toyota	235
--------------	-----

V

VW	244
Volvo	288

Towing brackets, couplings and special towbars

Mercedes Sprinter / VW-LT	296
Universal towing brackets	298
Towballs and couplings	300
Swap system	302
Special towbars / Couplings for US vehicles..	303

Towbars

Accessories / Spare parts

Accessories for towbars	305
Steps	307
Side caps for towing brackets	308
Spare parts for detachable towbars	309
Plug covers for detachable towbars	310

Wiring kits

Accessories / Spare parts

Universal wiring kits	316
Extension kits	317
Control units 12V	318
Relays 12V	322
Control Units and sockets	324
Adapters and plugs	338
Sockets and seals	339
Accessories for sockets	341
Accessories for wiring kits	343

Cycle carrier

BC 60 / BC 70 / bikelander

Cycle carrier and accessories	345
Cycle carrier spare parts	347

Autocode

Autocode	353
----------------	-----

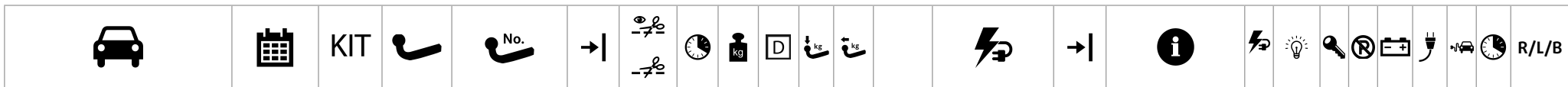
Power springs

Product overview power springs	355
--------------------------------------	-----









Roof racks

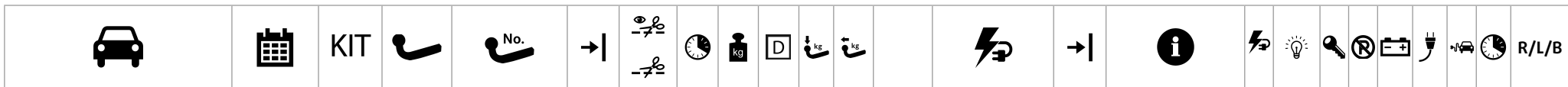
Product overview roof racks	363
-----------------------------------	-----

Towbars and wiring kits



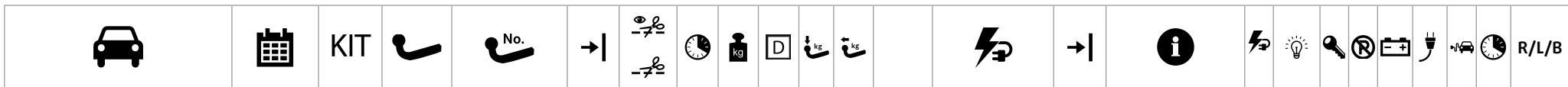
Alfa Romeo

Alfa Stelvio exc. Quadrifoglio	12/16-		306 518 600 001		60	24.1	11.8	120	2400	306 451 300 113	12/16-	S	FRE	--	E	D	L1	H	120	L
			306 519 600 001		60	25.4	11.8	120	2400											
	KIT		306 518 900 113		60	25.0	11.8	120	2400	included in the KIT 306 451 300 113	12/16-	S	FRE	--	E	D	L1	H	120	L
	KIT		306 519 900 113		60	28.0	11.8	120	2400	included in the KIT 306 451 300 113	12/16-	S	FRE	--	E	D	L1	H	120	L



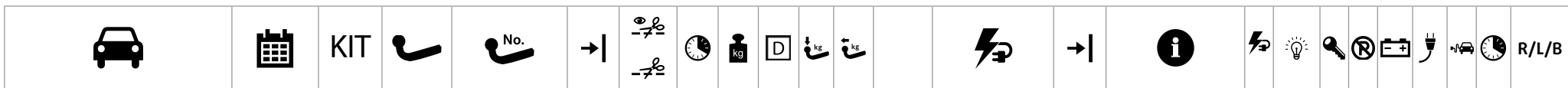
Audi

Audi A1	08/10-10/18		317 113 600 001		40	14.5	7.2	86	1200		305 329 300 113	with preliminary setup	S	CAN	C	E	D	L1	H		B
											305 330 300 001	extension kit for vehicles without black support for fuse box on the passenger side	S				D1		V	60	B
											305 330 300 113	without preliminary setup	S	CAN	C	E	D	L	V		L
Audi A1 Please order separately Spoiler and cover for bumper cutout at Audi dealer's.	08/10-10/18		317 114 600 001		40	15.0	7.2	86	1200		305 329 300 113	with preliminary setup	S	CAN	C	E	D	L1	H		B
											305 330 300 001	extension kit for vehicles without black support for fuse box on the passenger side	S				D1		V	60	B
											305 330 300 113	without preliminary setup	S	CAN	C	E	D	L	V		L
Audi A1 Sportback	02/12-10/18		317 113 600 001		40	14.5	7.2	86	1200		305 329 300 113	with preliminary setup	S	CAN	C	E	D	L1	H		B
											305 330 300 001	extension kit for vehicles without black support for fuse box on the passenger side	S				D1		V	60	B
											305 330 300 113	without preliminary setup	S	CAN	C	E	D	L	V		L
Audi A1 Sportback Please order separately Spoiler and cover for bumper cutout at Audi dealer's.	02/12-10/18		317 114 600 001		40	15.0	7.2	86	1200		305 329 300 113	with preliminary setup	S	CAN	C	E	D	L1	H		B
											305 330 300 001	extension kit for vehicles without black support for fuse box on the passenger side	S				D1		V	60	B
											305 330 300 113	without preliminary setup	S	CAN	C	E	D	L	V		L



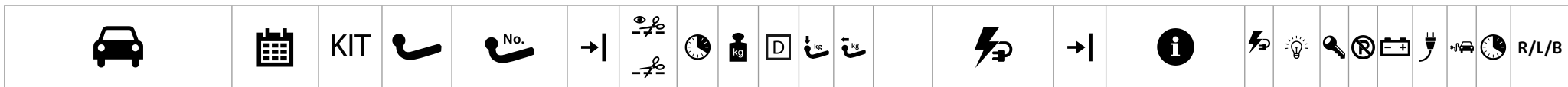
Audi

Audi A3 Convertible exc. Quattro Please order spoiler inc. cover for bumper cutout at Audi-dealers.	03/14-05/16		317 132 600 001		60	19.0	10.3	85	2000	305 403 300 107	-06/14 with preliminary setup	S	CAN	C	E	--	--	H	45	B
										305 403 300 113	-06/14 with preliminary setup	S	CAN	C	E	D	L1	H	45	B
										305 406 300 107	-06/14 without preliminary setup	S	CAN	C	E	--	--	V	150	B
										305 406 300 113	-06/14 without preliminary setup	S	CAN	C	E	D	L1	V	150	B
										305 407 300 107	06/14- with preliminary setup	S	CAN	C	E	--	--	H	30	B
										305 407 300 113	06/14- with preliminary setup	S	CAN	C	E	D	L	H	30	B
										305 408 300 107	06/14- without preliminary setup	S	CAN	C	E	--	--	V	60	B
										305 408 300 113	06/14- without preliminary setup	S	CAN	C	E	D	L	V	60	B





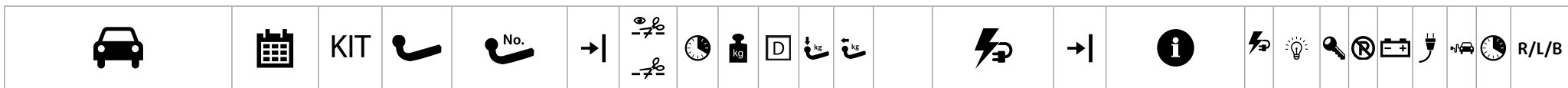
Audi

Audi A3 Convertible exc. Quattro	03/14-05/16			317 131 600 001		60	19.0	10.3	85	2000		305 403 300 107	-06/14 with preliminary setup	S	CAN	C	E	--	--	H	45	B
												305 403 300 113	-06/14 with preliminary setup	S	CAN	C	E	D	L1	H	45	B
												305 406 300 107	-06/14 without preliminary setup	S	CAN	C	E	--	--	V	150	B
												305 406 300 113	-06/14 without preliminary setup	S	CAN	C	E	D	L1	V	150	B
												305 407 300 107	06/14- with preliminary setup	S	CAN	C	E	--	--	H	30	B
												305 407 300 113	06/14- with preliminary setup	S	CAN	C	E	D	L	H	30	B
												305 408 300 107	06/14-without preliminary setup	S	CAN	C	E	--	--	V	60	B
												305 408 300 113	06/14- without preliminary setup	S	CAN	C	E	D	L	V	60	B
Audi A3 Convertible exc. Quattro Please order spoiler inc. cover for bumper cutout at Audi-dealers.	06/14-05/16	KIT		305 409 900 113		60	21.0	10.3	85	2000		included in the KIT 305 408 300 113	06/14- without preliminary setup	S	CAN	C	E	D	L	V	60	B
		KIT		317 155 900 113		60	20.5	10.3	85	2000		included in the KIT 305 407 300 113	06/14- with preliminary setup	S	CAN	C	E	D	L	H	30	B
Audi A3 Convertible exc. Quattro	06/14-05/16	KIT		305 408 900 113		60	19.0	10.3	85	2000		included in the KIT 305 408 300 113	06/14- without preliminary setup	S	CAN	C	E	D	L	V	60	B
		KIT		317 154 900 113		60	20.5	10.3	85	2000		included in the KIT 305 407 300 113	06/14- with preliminary setup	S	CAN	C	E	D	L	H	30	B
Audi A3 Saloon Please order spoiler inc. cover for bumper cutout at Audi-dealers.	09/13-06/14	KIT		317 132 900 113		60	21.0	10.3	85	2000		included in the KIT 305 406 300 113	-06/14 without preliminary setup	S	CAN	C	E	D	L1	V	150	B
Audi A3 Saloon	09/13-06/14	KIT		317 131 900 113		60	21.0	10.3	85	2000		included in the KIT 305 406 300 113	-06/14 without preliminary setup	S	CAN	C	E	D	L1	V	150	B



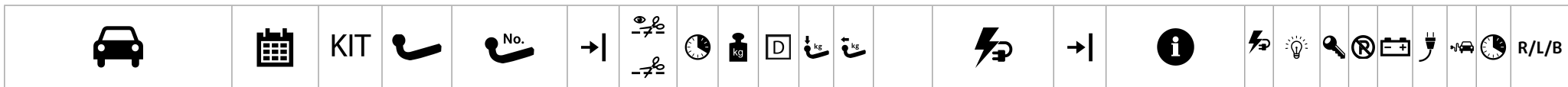
Audi

Audi A3 Saloon	09/13-05/16		317 131 600 001		60	19.0	10.3	85	2000	305 403 300 107	-06/14 with preliminary setup	S	CAN	C	E	--	--	H	45	B
										305 403 300 113	-06/14 with preliminary setup	S	CAN	C	E	D	L1	H	45	B
										305 406 300 107	-06/14 without preliminary setup	S	CAN	C	E	--	--	V	150	B
										305 406 300 113	-06/14 without preliminary setup	S	CAN	C	E	D	L1	V	150	B
										305 407 300 107	06/14- with preliminary setup	S	CAN	C	E	--	--	H	30	B
										305 407 300 113	06/14- with preliminary setup	S	CAN	C	E	D	L	H	30	B
										305 408 300 107	06/14- without preliminary setup	S	CAN	C	E	--	--	V	60	B
										305 408 300 113	06/14- without preliminary setup	S	CAN	C	E	D	L	V	60	B



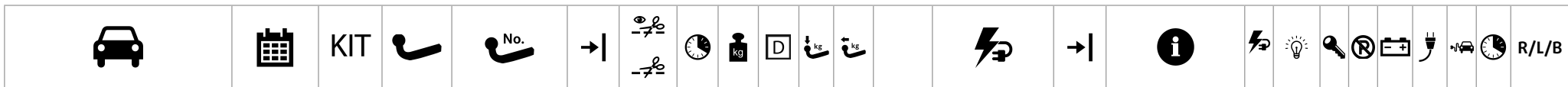
Audi

Audi A3 Saloon Please order spoiler inc. cover for bumper cutout at Audi-dealers.	09/13-05/16			317 132 600 001		60	19.0	10.3	85	2000	305 403 300 107	-06/14 with preliminary setup	S	CAN	C	E	--	--	H	45	B
											305 403 300 113	-06/14 with preliminary setup	S	CAN	C	E	D	L1	H	45	B
											305 406 300 107	-06/14 without preliminary setup	S	CAN	C	E	--	--	V	150	B
											305 406 300 113	-06/14 without preliminary setup	S	CAN	C	E	D	L1	V	150	B
											305 407 300 107	06/14- with preliminary setup	S	CAN	C	E	--	--	H	30	B
											305 407 300 113	06/14- with preliminary setup	S	CAN	C	E	D	L	H	30	B
											305 408 300 107	06/14- without preliminary setup	S	CAN	C	E	--	--	V	60	B
											305 408 300 113	06/14- without preliminary setup	S	CAN	C	E	D	L	V	60	B
Audi A3 Saloon Please order spoiler inc. cover for bumper cutout at Audi-dealers.	06/14-05/16	KIT		305 409 900 113		60	21.0	10.3	85	2000	included in the KIT 305 408 300 113	06/14- without preliminary setup	S	CAN	C	E	D	L	V	60	B
				317 155 900 113		60	20.5	10.3	85	2000	included in the KIT 305 407 300 113	06/14- with preliminary setup	S	CAN	C	E	D	L	H	30	B
Audi A3 Saloon	06/14-05/16	KIT		305 408 900 113		60	19.0	10.3	85	2000	included in the KIT 305 408 300 113	06/14- without preliminary setup	S	CAN	C	E	D	L	V	60	B
				317 154 900 113		60	20.5	10.3	85	2000	included in the KIT 305 407 300 113	06/14- with preliminary setup	S	CAN	C	E	D	L	H	30	B
Audi A3 Sportback inc. Quattro, V6 3,2 l (250 HP), Facelift 06/08- models S3 04/08-: Please check if the vehicle is allowed for towing trailers by the car manufacturer.	09/04-01/13	KIT		305 299 600 001		120	16.5	9.7	100	1800	305 256 300 107		S	CAN	C	E	--	--	V	120	B
											305 256 300 113		S	CAN	C	E	D1	--	V	120	B
				305 299 900 113		120	18.5	9.7	100	1800	included in the KIT 305 256 300 113		S	CAN	C	E	D1	--	V	120	B











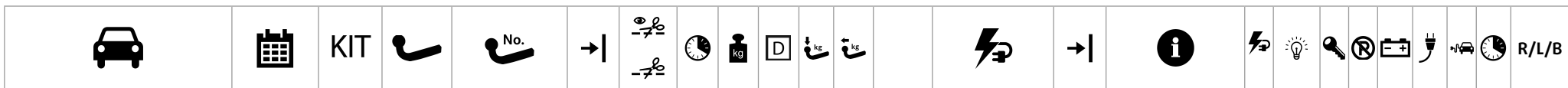
Audi

Audi A3 Sportback inc. Quattro, S-Line, V6 3,2 l (250 HP), Facelift 06/08- models S3 04/08-: Please check if the vehicle is allowed for towing trailers by the car manufacturer. For optimal fit, order spoiler and cover at Audi dealers.	09/04-01/13			305 300 600 001		120	17.5	9.7	100	1800		305 256 300 107			S	CAN	C	E	--	--	V	120	B
												305 256 300 113			S	CAN	C	E	D1	--	V	120	B
		KIT		305 300 900 113		120	18.5	9.7	100	1800		included in the KIT 305 256 300 113			S	CAN	C	E	D1	--	V	120	B
Audi A3 Sportback inc. vehicles 07/16-	02/13-			317 131 600 001		60	19.0	10.3	85	2000		305 403 300 107	-06/14 with preliminary setup	S	CAN	C	E	--	--	H	45	B	
												305 403 300 113	-06/14 with preliminary setup	S	CAN	C	E	D	L1	H	45	B	
												305 406 300 107	-06/14 without preliminary setup	S	CAN	C	E	--	--	V	150	B	
												305 406 300 113	-06/14 without preliminary setup	S	CAN	C	E	D	L1	V	150	B	
												305 407 300 107	06/14- with preliminary setup	S	CAN	C	E	--	--	H	30	B	
												305 407 300 113	06/14- with preliminary setup	S	CAN	C	E	D	L	H	30	B	
												305 408 300 107	06/14- without preliminary setup	S	CAN	C	E	--	--	V	60	B	
												305 408 300 113	06/14- without preliminary setup	S	CAN	C	E	D	L	V	60	B	
Audi A3 Sportback	02/13-06/14	KIT		317 131 900 113		60	21.0	10.3	85	2000		included in the KIT 305 406 300 113	-06/14 without preliminary setup	S	CAN	C	E	D	L1	V	150	B	
Audi A3 Sportback inc. vehicles 07/16-	06/14-	KIT		305 408 900 113		60	19.0	10.3	85	2000		included in the KIT 305 408 300 113	06/14- without preliminary setup	S	CAN	C	E	D	L	V	60	B	
		KIT		317 154 900 113		60	20.5	10.3	85	2000		included in the KIT 305 407 300 113	06/14- with preliminary setup	S	CAN	C	E	D	L	H	30	B	



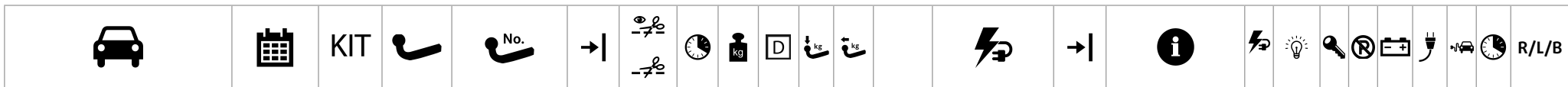
Audi

Audi A3 Sportback Please order spoiler inc. cover for bumper cutout at Audi-dealers.	02/13-06/16			317 132 600 001		60	19.0	10.3	85	2000	305 403 300 107	-06/14 with preliminary setup	S	CAN	C	E	--	--	H	45	B
											305 403 300 113	-06/14 with preliminary setup	S	CAN	C	E	D	L1	H	45	B
											305 406 300 107	-06/14 without preliminary setup	S	CAN	C	E	--	--	V	150	B
											305 406 300 113	-06/14 without preliminary setup	S	CAN	C	E	D	L1	V	150	B
											305 407 300 107	06/14- with preliminary setup	S	CAN	C	E	--	--	H	30	B
											305 407 300 113	06/14- with preliminary setup	S	CAN	C	E	D	L	H	30	B
											305 408 300 107	06/14- without preliminary setup	S	CAN	C	E	--	--	V	60	B
											305 408 300 113	06/14- without preliminary setup	S	CAN	C	E	D	L	V	60	B
Audi A3 Sportback Please order spoiler inc. cover for bumper cutout at Audi-dealers.	02/13-06/14	KIT		317 132 900 113		60	21.0	10.3	85	2000	included in the KIT 305 406 300 113	-06/14 without preliminary setup	S	CAN	C	E	D	L1	V	150	B
Audi A3 Sportback Please order spoiler inc. cover for bumper cutout at Audi-dealers.	06/14-06/16	KIT		305 409 900 113		60	21.0	10.3	85	2000	included in the KIT 305 408 300 113	06/14- without preliminary setup	S	CAN	C	E	D	L	V	60	B
		KIT		317 155 900 113		60	20.5	10.3	85	2000	included in the KIT 305 407 300 113	06/14- with preliminary setup	S	CAN	C	E	D	L	H	30	B



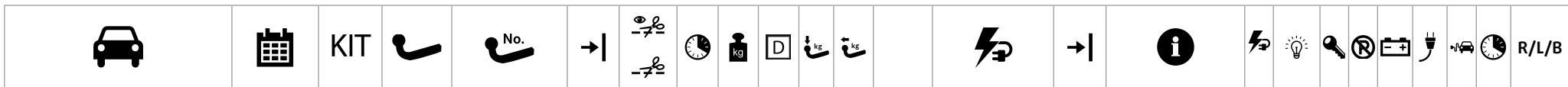
Audi

Audi A3 Sportback	07/16-		305 555 600 001			60	17.9	9.0	109	2100		305 407 300 107	06/14- with preliminary setup	S	CAN	C	E	--	--	H	30	B	
													305 407 300 113	06/14- with preliminary setup	S	CAN	C	E	D	L	H	30	B
													305 408 300 107	06/14- without preliminary setup	S	CAN	C	E	--	--	V	60	B
													305 408 300 113	06/14- without preliminary setup	S	CAN	C	E	D	L	V	60	B
		KIT		305 555 900 113		60	19.4	9.0	109	2100		included in the KIT 305 408 300 113	06/14- without preliminary setup	S	CAN	C	E	D	L	V	60	B	
		KIT		305 556 900 113		60	19.4	9.0	109	2100		included in the KIT 305 407 300 113	06/14- with preliminary setup	S	CAN	C	E	D	L	H	30	B	
Audi A3, 3 doors	05/03-02/09		321 811 600 001			60	20.0	9.0	75	1650													
Audi A3, 3 doors front wheel drive inc. Quattro, inc. S3 04/06-, inc. V6 3,2 l, 250 HP models S3 04/08-: Please check if the vehicle is allowed for towing trailers by the car manufacturer.	05/03-04/12		321 865 600 001			60	17.0	9.4	100	1800		305 256 300 107		S	CAN	C	E	--	--	V	120	B	
													305 256 300 113	S	CAN	C	E	D1	--	V	120	B	
		KIT		305 389 900 113		60	19.0	9.4	100	1800		included in the KIT 305 256 300 113		S	CAN	C	E	D1	--	V	120	B	
Audi A3, 3 doors front wheel drive inc. Quattro, inc. S-Line and S3 04/06-, inc. V6 3,2 l, 250 HP models S3 04/08-: Please check if the vehicle is allowed for towing trailers by the car manufacturer. Please order separately spoiler inc. cover at Audi dealers.	05/03-04/12		321 885 600 001			60	17.0	9.4	100	1800		305 256 300 107		S	CAN	C	E	--	--	V	120	B	
													305 256 300 113	S	CAN	C	E	D1	--	V	120	B	
		KIT		305 390 900 113		60	19.0	9.4	100	1800		included in the KIT 305 256 300 113		S	CAN	C	E	D1	--	V	120	B	



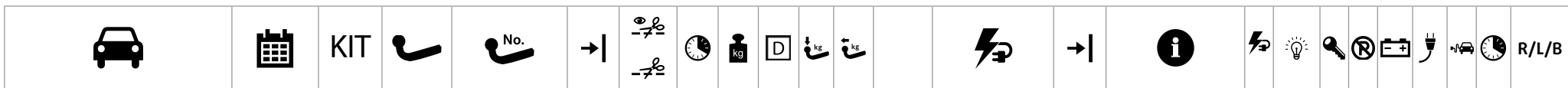
Audi

Audi A3, 3 doors inc. S-Line, exc. S3 inc. facelift 07/16-	05/12-		317 131 600 001		60	19.0	10.3	85	2000	305 403 300 107	-06/14 with preliminary setup	S	CAN	C	E	--	--	H	45	B
										305 403 300 113	-06/14 with preliminary setup	S	CAN	C	E	D	L1	H	45	B
										305 406 300 107	-06/14 without preliminary setup	S	CAN	C	E	--	--	V	150	B
										305 406 300 113	-06/14 without preliminary setup	S	CAN	C	E	D	L1	V	150	B
										305 407 300 107	06/14-with preliminary setup	S	CAN	C	E	--	--	H	30	B
										305 407 300 113	06/14- with preliminary setup	S	CAN	C	E	D	L	H	30	B
										305 408 300 107	06/14-without preliminary setup	S	CAN	C	E	--	--	V	60	B
										305 408 300 113	06/14-without preliminary setup	S	CAN	C	E	D	L	V	60	B
Audi A3, 3 doors inc. S-Line, exc. S3 inc. facelift 07/16- Please order spoiler inc. cover for bumper cutout at Audi-dealers.	05/12-		317 132 600 001		60	19.0	10.3	85	2000	305 403 300 107	-06/14 with preliminary setup	S	CAN	C	E	--	--	H	45	B
										305 403 300 113	-06/14 with preliminary setup	S	CAN	C	E	D	L1	H	45	B
										305 406 300 107	-06/14 without preliminary setup	S	CAN	C	E	--	--	V	150	B
										305 406 300 113	-06/14 without preliminary setup	S	CAN	C	E	D	L1	V	150	B
										305 407 300 107	06/14-with preliminary setup	S	CAN	C	E	--	--	H	30	B
										305 407 300 113	06/14- with preliminary setup	S	CAN	C	E	D	L	H	30	B
										305 408 300 107	06/14-without preliminary setup	S	CAN	C	E	--	--	V	60	B
										305 408 300 113	06/14-without preliminary setup	S	CAN	C	E	D	L	V	60	B



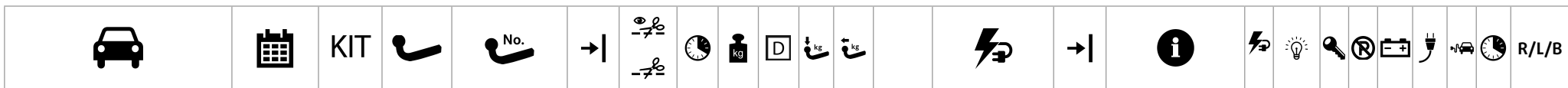
Audi

Audi A3, 3 doors inc. S-Line, exc. S3	05/12-06/14	KIT		317 131 900 113		60	21.0	10.3	85	2000		included in the KIT 305 406 300 113	-06/14 without preliminary setup	S	CAN	C	E	D	L1	V	150	B
Audi A3, 3 doors Please order spoiler inc. cover for bumper cutout at Audi-dealers. inc. S-Line, exc. S3	05/12-06/14	KIT		317 132 900 113		60	21.0	10.3	85	2000		included in the KIT 305 406 300 113	-06/14 without preliminary setup	S	CAN	C	E	D	L1	V	150	B
Audi A3, 3 doors inc. S-Line, exc. S3 inc. facelift 07/16-	06/14-	KIT		305 408 900 113		60	19.0	10.3	85	2000		included in the KIT 305 408 300 113	06/14-without preliminary setup	S	CAN	C	E	D	L	V	60	B
		KIT		317 154 900 113		60	20.5	10.3	85	2000		included in the KIT 305 407 300 113	06/14- with preliminary setup	S	CAN	C	E	D	L	H	30	B
Audi A3, 3 doors Please order spoiler inc. cover for bumper cutout at Audi-dealers. inc. S-Line, exc. S3	06/14-05/16	KIT		305 409 900 113		60	21.0	10.3	85	2000		included in the KIT 305 408 300 113	06/14-without preliminary setup	S	CAN	C	E	D	L	V	60	B
		KIT		317 155 900 113		60	20.5	10.3	85	2000		included in the KIT 305 407 300 113	06/14- with preliminary setup	S	CAN	C	E	D	L	H	30	B
Audi A4 Allroad Quattro B8 Please order separately the moulded towball holder 8T0 012 109 C at Audi-dealers. Attention: Depending on the engine variation it may be necessary to change the cooling system of the vehicle.	06/09-12/15			305 445 600 001		90	18.0	11.1	80	2000		305 214 300 107		S	CAN	C	E	--	--	H	60	B
												305 214 300 113		S	CAN	C	E	D	L1	H	60	B
		KIT		305 425 900 113		90	20.0	11.1	80	2000		included in the KIT 305 214 300 113		S	CAN	C	E	D	L1	H	60	B



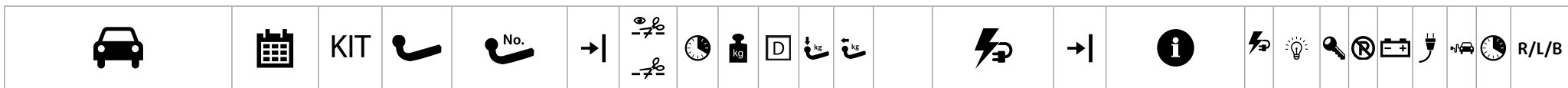
Audi

Audi A4 Allroad Quattro B9	01/16-			305 450 600 001		90	24.0	11.2	85	2100		305 417 300 107			S	A	C1	E2	--	--	H	60	L	
				305 447 600 001		90	25.5	11.2	85	2100		305 417 300 113			S	A	C1	E2	D	L1	H	60	L	
				305 447 900 113		90	29.0	11.2	85	2100		305 437 300 107			S	CAN	C	E	--	--	H	60	B	
				305 532 900 113		90	26.6	11.2	85	2100		305 437 300 113			S	CAN	C	E	D	L	H	60	B	
		KIT		305 450 900 113		90	28.0	11.2	85	2100		included in the KIT 305 417 300 113			S	A	C1	E2	D	L1	H	60	L	
Audi A4 Avant inc. Quattro + S4 exc. RS 4	01/96-11/01			305 179 600 001		150	18.0	10.1	75	1800		305 221 300 113			S	FRE	--	E	D1	L1	V	60	B	
				305 220 600 001		120	19.0	10.1	75	1800														
		KIT		305 394 900 113		150	20.0	10.1	75	1800		included in the KIT 305 221 300 113			S	FRE	--	E	D1	L1	V	60	B	
		KIT		305 395 900 113		120	21.0	10.1	75	1800		included in the KIT 305 221 300 113			S	FRE	--	E	D1	L1	V	60	B	
				305 205 600 001		120	18.5	10.3	85	2000		305 215 300 107				S	CAN	C	E	--	--	H	75	B
Audi A4 Avant B6 Quattro and S-Line, exc. S4	11/01-11/04			305 206 600 001		120	20.0	10.3	85	2000		305 215 300 113			S	CAN	C	E	D1	--	H	75	B	
		KIT		305 205 900 113		120	20.5	10.3	85	2000		included in the KIT 305 215 300 113			S	CAN	C	E	D1	--	H	75	B	
		KIT		305 206 900 113		120	22.0	10.3	85	2000		included in the KIT 305 215 300 113			S	CAN	C	E	D1	--	H	75	B	
				305 205 600 001		120	18.5	10.3	85	2000		305 215 300 107				S	CAN	C	E	--	--	H	75	B
				305 206 600 001		120	20.0	10.3	85	2000		305 215 300 113			S	CAN	C	E	D1	--	H	75	B	



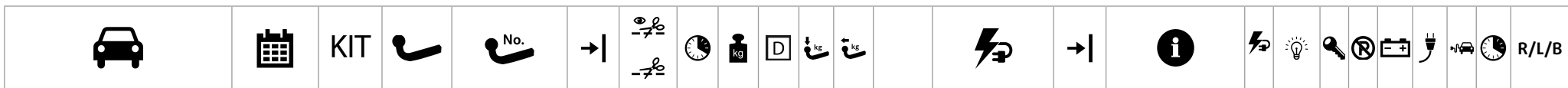
Audi

Audi A4 Avant B7 inc. Quattro, S-line exc. RS4/S4 for right-hand-drive vehicles	11/04-08	KIT		305 301 900 153		120	22.0	10.4	100	2000		included in the KIT 305 208 300 153			S	CAN	C	--	D1	L1	H	100	R
		KIT		305 302 900 153		120	22.0	10.4	100	2000		included in the KIT 305 208 300 153			S	CAN	C	--	D1	L1	H	100	R
Audi A4 Avant B7 inc. Quattro, S-line exc. RS4/S4	11/04-05/08			305 301 600 001		120	20.0	10.4	100	2000		305 208 300 147			S	CAN	C	--	--	--	H	100	R
				305 302 600 001		120	20.0	10.4	100	2000		305 208 300 153			S	CAN	C	--	D1	L1	H	100	R
		KIT		305 301 900 113		120	22.0	10.4	100	2000		included in the KIT 305 210 300 113			S	CAN	C	E	D1	L1	V	105	L
		KIT		305 302 900 113		120	22.0	10.4	100	2000		included in the KIT 305 210 300 113			S	CAN	C	E	D1	L1	V	105	L
Audi A4 Avant B8 inc. S4, S-Line, Quattro exc.RS Attention: Depending on the engine variation it may be necessary to change the cooling system of the vehicle.	04/08-11/15			305 443 600 001		90	19.0	11.1	90	2000		305 214 300 107			S	CAN	C	E	--	--	H	60	B
		KIT		305 324 900 113		90	21.0	11.1	90	2000		305 214 300 113			S	CAN	C	E	D	L1	H	60	B
Audi A4 Avant B8 inc. S4, S-Line, Quattro Sport exc.RS For S4 please order extended socket holder, order no. 905323608001. Please order separately the moulded towball holder 8T0 012 109 C at Audi-dealers. Attention: Depending on the engine variation it may be necessary to change the cooling system of the vehicle.	04/08-11/15			305 445 600 001		90	18.0	11.1	80	2000		305 214 300 107			S	CAN	C	E	--	--	H	60	B
		KIT		305 425 900 113		90	20.0	11.1	80	2000		305 214 300 113			S	CAN	C	E	D	L1	H	60	B
												included in the KIT 305 214 300 113			S	CAN	C	E	D	L1	H	60	B



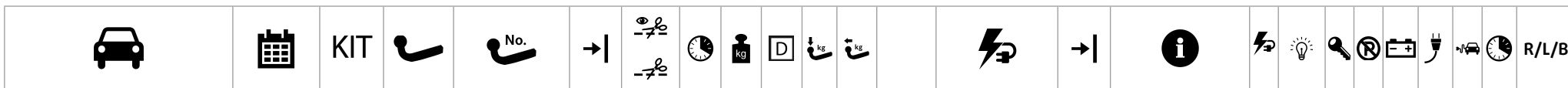
Audi

Audi A4 Avant B9 exc. CNG	11/15-			305 450 600 001		90	24.0	11.2	85	2100		305 417 300 107			S	A	C1	E2	--	--	H	60	L	
				305 447 600 001		90	25.5	11.2	85	2100		305 417 300 113			S	A	C1	E2	D	L1	H	60	L	
				305 437 300 107									305 437 300 113			S	CAN	C	E	--	--	H	60	B
				305 437 300 113												S	CAN	C	E	D	L	H	60	B
		KIT		305 450 900 113		90	28.0	11.2	85	2100		included in the KIT 305 417 300 113			S	A	C1	E2	D	L1	H	60	L	
		KIT		305 531 900 113		90	25.1	11.2	85	2450		included in the KIT 305 437 300 113			S	CAN	C	E	D	L	H	60	B	
		KIT		305 447 900 113		90	29.0	11.2	85	2100		included in the KIT 305 417 300 113			S	A	C1	E2	D	L1	H	60	L	
		KIT		305 532 900 113		90	26.6	11.2	85	2100		included in the KIT 305 437 300 113			S	CAN	C	E	D	L	H	60	B	
Audi A4 Convertible B6, exc. S4	05/02-05			305 205 600 001		120	18.5	10.3	85	2000		305 215 300 107	→		S	CAN	C	E	--	--	H	75	B	
				305 215 300 113											S	CAN	C	E	D1	--	H	75	B	
		KIT		305 205 900 113		120	20.5	10.3	85	2000		included in the KIT 305 215 300 113			S	CAN	C	E	D1	--	H	75	B	
Audi A4 Convertible B6 inc. S-Line, exc. S4	05/02-05			305 206 600 001		120	20.0	10.3	85	2000		305 215 300 107	→		S	CAN	C	E	--	--	H	75	B	
				305 215 300 113											S	CAN	C	E	D1	--	H	75	B	
		KIT		305 206 900 113		120	22.0	10.3	85	2000		included in the KIT 305 215 300 113			S	CAN	C	E	D1	--	H	75	B	
Audi A4 Convertible B7 inc. S-line exc. RS4/S4 for right-hand-drive vehicles	10/05-	KIT		305 301 900 153		120	22.0	10.4	100	2000		included in the KIT 305 208 300 153			S	CAN	C	--	D1	L1	H	100	R	
		KIT		305 302 900 153		120	22.0	10.4	100	2000		included in the KIT 305 208 300 153			S	CAN	C	--	D1	L1	H	100	R	



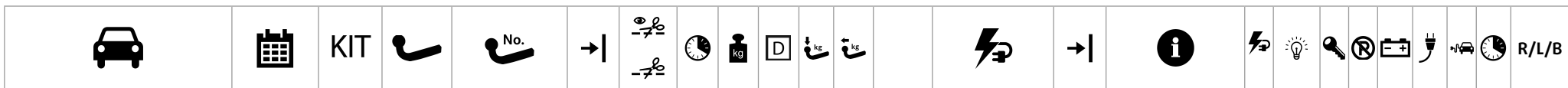
Audi

Audi A4 Convertible B7 inc. S-line exc. RS4/S4	10/05-03/09			305 301 600 001		120	20.0	10.4	100	2000		305 208 300 147			S	CAN	C	--	--	--	H	100	R		
													305 208 300 153			S	CAN	C	--	D1	L1	H	100	R	
														305 210 300 113			S	CAN	C	E	D1	L1	V	105	L
			KIT		305 301 900 113		120	22.0	10.4	100	2000		included in the KIT 305 210 300 113			S	CAN	C	E	D1	L1	V	105	L	
		KIT		305 302 900 113		120	22.0	10.4	100	2000		included in the KIT 305 210 300 113			S	CAN	C	E	D1	L1	V	105	L		
Audi A4 Saloon B5 inc. Quattro + S4	11/94-11/00			305 179 600 001		150	18.0	10.1	75	1800		300 078 300 113	03/99-		--	FRE	--	--	D1	L1	V		B		
				305 220 600 001		120	19.0	10.1	75	1800															
Audi A4 Saloon B6 Quattro and S-Line, exc. S4	11/00-11/04			305 205 600 001		120	18.5	10.3	85	2000		305 215 300 107			S	CAN	C	E	--	--	H	75	B		
				305 206 600 001		120	20.0	10.3	85	2000		305 215 300 113			S	CAN	C	E	D1	--	H	75	B		
			KIT		305 205 900 113		120	20.5	10.3	85	2000		included in the KIT 305 215 300 113			S	CAN	C	E	D1	--	H	75	B	
			KIT		305 206 900 113		120	22.0	10.3	85	2000		included in the KIT 305 215 300 113			S	CAN	C	E	D1	--	H	75	B	
Audi A4 Saloon B7 inc. Quattro, S-line exc. RS4/S4	11/04-09/07			305 301 600 001		120	20.0	10.4	100	2000		305 208 300 147			S	CAN	C	--	--	--	H	100	R		
													305 208 300 153			S	CAN	C	--	D1	L1	H	100	R	
														305 210 300 113			S	CAN	C	E	D1	L1	V	105	L
			KIT		305 301 900 113		120	22.0	10.4	100	2000		included in the KIT 305 210 300 113			S	CAN	C	E	D1	L1	V	105	L	
		KIT		305 302 900 113		120	22.0	10.4	100	2000		included in the KIT 305 210 300 113			S	CAN	C	E	D1	L1	V	105	L		



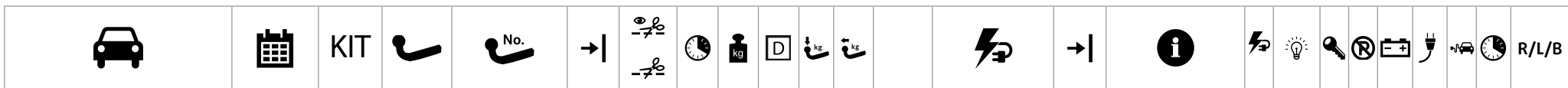
Audi

Audi A4 Saloon B7 inc. Quattro, S-line exc. RS4/S4 for right-hand-drive vehicles	11/04-09/07	KIT		305 301 900 153		120	22.0	10.4	100	2000		included in the KIT 305 208 300 153			S	CAN	C	--	D1	L1	H	100	R
		KIT		305 302 900 153		120	22.0	10.4	100	2000		included in the KIT 305 208 300 153			S	CAN	C	--	D1	L1	H	100	R
Audi A4 Saloon B8 inc. S4, S-Line, Quattro exc.RS Attention: Depending on the engine variation it may be necessary to change the cooling system of the vehicle.	09/07-11/15			305 443 600 001		90	19.0	11.1	90	2000		305 214 300 107 305 214 300 113			S	CAN	C	E	--	--	H	60	B
		KIT		305 324 900 113		90	21.0	11.1	90	2000		included in the KIT 305 214 300 113			S	CAN	C	E	D	L1	H	60	B
Audi A4 Saloon B8 inc. S4, S-Line, Quattro Sport exc.RS For S4 please order extended socket holder, order no. 905323608001. Please order separately the moulded towball holder 8T0 012 109 C at Audi-dealers. Attention: Depending on the engine variation it may be necessary to change the cooling system of the vehicle.	09/07-11/15			305 445 600 001		90	18.0	11.1	80	2000		305 214 300 107 305 214 300 113			S	CAN	C	E	--	--	H	60	B
		KIT		305 425 900 113		90	20.0	11.1	80	2000		included in the KIT 305 214 300 113			S	CAN	C	E	D	L1	H	60	B
Audi A4 Saloon B9 exc. CNG	11/15-			305 450 600 001		90	24.0	11.2	85	2100		305 417 300 107 305 417 300 113			S	A	C1	E2	--	--	H	60	L
				305 447 600 001		90	25.5	11.2	85	2100		305 437 300 107 305 437 300 113			S	CAN	C	E	--	--	H	60	B
		KIT		305 450 900 113		90	28.0	11.2	85	2100		included in the KIT 305 417 300 113			S	A	C1	E2	D	L1	H	60	L
		KIT		305 531 900 113		90	25.1	11.2	85	2450		included in the KIT 305 437 300 113			S	CAN	C	E	D	L	H	60	B
		KIT		305 447 900 113		90	29.0	11.2	85	2100		included in the KIT 305 417 300 113			S	A	C1	E2	D	L1	H	60	L
		KIT		305 532 900 113		90	26.6	11.2	85	2100		included in the KIT 305 437 300 113			S	CAN	C	E	D	L	H	60	B



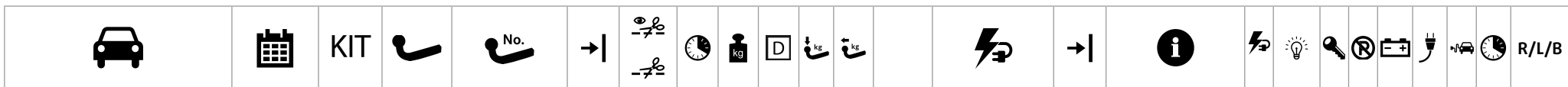
Audi

Audi A5 Convertible B8 inc. S5, S-Line, Quattro exc.RS Attention: Depending on the engine variation it may be necessary to change the cooling system of the vehicle.	09-			305 443 600 001		90	19.0	11.1	90	2000		305 214 300 107			S	CAN	C	E	--	--	H	60	B
												305 214 300 113			S	CAN	C	E	D	L1	H	60	B
Audi A5 Convertible B8 inc. S5, S-Line, Quattro Sport exc.RS For S5 please order extended socket holder, order no. 905323608001. Please order separately the moulded towball holder 8T0 012 109 C at Audi-dealers. Attention: Depending on the engine variation it may be necessary to change the cooling system of the vehicle.	09-			305 445 600 001		90	18.0	11.1	80	2000		305 214 300 107			S	CAN	C	E	--	--	H	60	B
		KIT		305 324 900 113		90	21.0	11.1	90	2000		included in the KIT 305 214 300 113			S	CAN	C	E	D	L1	H	60	B
Audi A5 Convertible B9	09/16-			305 450 600 001		90	24.0	11.2	85	2100		305 417 300 107			S	A	C1	E2	--	--	H	60	L
											305 417 300 113			S	A	C1	E2	D	L1	H	60	L	
				305 447 600 001		90	25.5	11.2	85	2100		305 437 300 107			S	CAN	C	E	--	--	H	60	B
											305 437 300 113			S	CAN	C	E	D	L	H	60	B	
		KIT		305 450 900 113		90	28.0	11.2	85	2100		included in the KIT 305 417 300 113			S	A	C1	E2	D	L1	H	60	L
		KIT		305 531 900 113		90	25.1	11.2	85	2450		included in the KIT 305 437 300 113			S	CAN	C	E	D	L	H	60	B
Audi A5 Coupé B8 inc. S5, S-Line, Quattro exc.RS Attention: Depending on the engine variation it may be necessary to change the cooling system of the vehicle.	06/07-09/16			305 443 600 001		90	19.0	11.1	90	2000		305 214 300 107			S	CAN	C	E	--	--	H	60	B
		KIT		305 324 900 113		90	21.0	11.1	90	2000		included in the KIT 305 214 300 113			S	CAN	C	E	D	L1	H	60	B



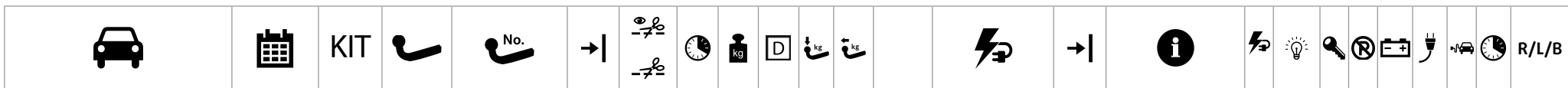
Audi

Audi A5 Coupé B8 inc. S5, S-Line, Quattro Sport exc.RS For S5 please order extended socket holder, order no. 905323608001. Please order separately the moulded towball holder 8T0 012 109 C at Audi-dealers. Attention: Depending on the engine variation it may be necessary to change the cooling system of the vehicle.	06/07-09/16			305 445 600 001		90	18.0	11.1	80	2000		305 214 300 107			S	CAN	C	E	--	--	H	60	B	
												305 214 300 113			S	CAN	C	E	D	L1	H	60	B	
		KIT		305 425 900 113		90	20.0	11.1	80	2000			included in the KIT 305 214 300 113			S	CAN	C	E	D	L1	H	60	B
Audi A5 Coupé B9 exc. CNG	09/16-			305 450 600 001		90	24.0	11.2	85	2100		305 417 300 107			S	A	C1	E2	--	--	H	60	L	
												305 417 300 113			S	A	C1	E2	D	L1	H	60	L	
					305 447 600 001		90	25.5	11.2	85	2100		305 437 300 107			S	CAN	C	E	--	--	H	60	B
													305 437 300 113			S	CAN	C	E	D	L	H	60	B
		KIT		305 450 900 113		90	28.0	11.2	85	2100			included in the KIT 305 417 300 113			S	A	C1	E2	D	L1	H	60	L
		KIT		305 531 900 113		90	25.1	11.2	85	2450			included in the KIT 305 437 300 113			S	CAN	C	E	D	L	H	60	B
		KIT		305 447 900 113		90	29.0	11.2	85	2100			included in the KIT 305 417 300 113			S	A	C1	E2	D	L1	H	60	L
KIT		305 532 900 113		90	26.6	11.2	85	2100			included in the KIT 305 437 300 113			S	CAN	C	E	D	L	H	60	B		
Audi A5 Sportback B8 inc. S5, S-Line, Quattro exc.RS Attention: Depending on the engine variation it may be necessary to change the cooling system of the vehicle.	09/09-04/17			305 443 600 001		90	19.0	11.1	90	2000		305 214 300 107			S	CAN	C	E	--	--	H	60	B	
												305 214 300 113			S	CAN	C	E	D	L1	H	60	B	
		KIT		305 324 900 113		90	21.0	11.1	90	2000			included in the KIT 305 214 300 113			S	CAN	C	E	D	L1	H	60	B



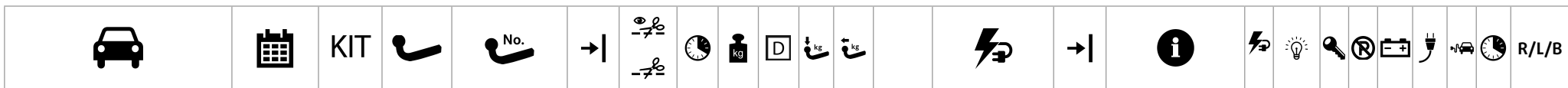
Audi

Audi A5 Sportback B8 inc. S5, S-Line, Quattro Sport exc.RS For S5 please order extended socket holder, order no. 905323608001. Please order separately the moulded towball holder 8T0 012 109 C at Audi-dealers. Attention: Depending on the engine variation it may be necessary to change the cooling system of the vehicle.	09/09-04/17			305 445 600 001		90	18.0	11.1	80	2000		305 214 300 107			S	CAN	C	E	--	--	H	60	B		
													305 214 300 113			S	CAN	C	E	D	L1	H	60	B	
		KIT		305 425 900 113		90	20.0	11.1	80	2000															
												included in the KIT 305 214 300 113			S	CAN	C	E	D	L1	H	60	B		
Audi A5 Sportback B9	05/17-			305 450 600 001		90	24.0	11.2	85	2100		305 417 300 107			S	A	C1	E2	--	--	H	60	L		
												305 417 300 113			S	A	C1	E2	D	L1	H	60	L		
						305 447 600 001		90	25.5	11.2	85	2100		305 437 300 107			S	CAN	C	E	--	--	H	60	B
													305 437 300 113			S	CAN	C	E	D	L	H	60	B	
				KIT		305 450 900 113		90	28.0	11.2	85	2100		included in the KIT 305 417 300 113			S	A	C1	E2	D	L1	H	60	L
				KIT		305 531 900 113		90	25.1	11.2	85	2450		included in the KIT 305 437 300 113			S	CAN	C	E	D	L	H	60	B
		KIT		305 447 900 113		90	29.0	11.2	85	2100		included in the KIT 305 417 300 113			S	A	C1	E2	D	L1	H	60	L		
		KIT		305 532 900 113		90	26.6	11.2	85	2100		included in the KIT 305 437 300 113			S	CAN	C	E	D	L	H	60	B		
Audi A6 Allroad Please order spoiler at Audi dealers.	06/12-			305 407 600 001		90	20.0	12.6	100	2500		305 385 300 113	-10/14		S	CAN	C	E	D	L1	H	45	B		
												305 387 300 113	10/14-		S	CAN	C	E	D	L	H	60	B		
Audi A6 Allroad Please order spoiler at Audi dealers.	06/12-10/14	KIT		305 407 900 113		90	22.0	12.6	100	2500		included in the KIT 305 385 300 113	-10/14		S	CAN	C	E	D	L1	H	45	B		
Audi A6 Avant with steel springs inc. S6 and Quattro, exc. RS6 To guarantee an optimal fit of the bumper it is necessary to mount a bumper reinforcement. Please order from Westfalia no. 905269619001 in combination with Audi no. 4F0 807 381. Please order separately cover for bumper cutout from Audi dealers.	03/05-09/11			305 269 600 001		120	21.5	12.0	90	2200		305 268 300 113			S	CAN	C	E	D	L1	H	45	B		
			KIT		305 269 900 113		120	22.5	12.0	90	2200		included in the KIT 305 268 300 113			S	CAN	C	E	D	L1	H	45	B	



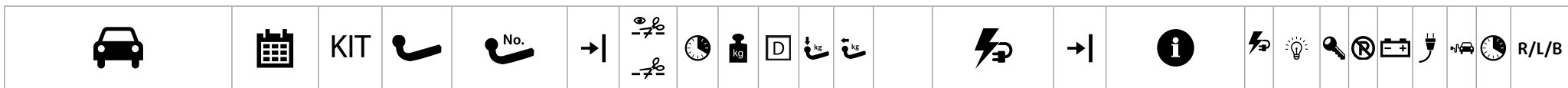
Audi

Audi A6 Avant with steel springs inc. S6 and Quattro, exc. RS6	03/05-09/11			305 274 600 001	→		120	19.0	12.0	90	2200		305 268 300 113			S	CAN	C	E	D	L1	H	45	B
		KIT		305 274 900 113	→		120	21.0	12.0	90	2200		included in the KIT 305 268 300 113			S	CAN	C	E	D	L1	H	45	B
Audi A6 Avant with height control inc. Quattro, S6, S-line, exc. RS6 For optimal fit, order bumper reinforcement Westfalia no. 905269619001 in combination with Audi no. 4F0 807 381.	03/05-09/11			305 291 600 001			120	24.5	12.0	90	2200		305 268 300 113			S	CAN	C	E	D	L1	H	45	B
		KIT		305 398 900 113	→		120	25.0	12.0	90	2200		included in the KIT 305 268 300 113			S	CAN	C	E	D	L1	H	45	B
Audi A6 Avant with steel springs S-line To guarantee an optimal fit of the bumper it is necessary to mount a bumper reinforcement. Please order from Westfalia no. 905269619001 in combination with Audi no. 4F0 807 381.	03/05-09/11			305 398 600 001	→		120	23.0	12.0	90	2200		305 268 300 113			S	CAN	C	E	D	L1	H	45	B
		KIT		305 428 900 113			90	22.0	12.6	100	2500		included in the KIT 305 385 300 113	-10/14		S	CAN	C	E	D	L1	H	45	B
Audi A6 Avant exc. RS6 inc. Quattro, S-line	09/11-10/14	KIT		305 429 900 113			90	23.0	12.6	100	2500		included in the KIT 305 385 300 113	-10/14		S	CAN	C	E	D	L1	H	45	B
				305 428 600 001			90	20.0	12.6	100	2500		305 385 300 113	-10/14		S	CAN	C	E	D	L1	H	45	B
Audi A6 Avant exc. RS6 inc. Quattro, S-line	09/11-08/18			305 429 600 001			90	21.0	12.6	100	2500		305 387 300 113	10/14-08/18		S	CAN	C	E	D	L	H	60	B
		KIT		305 438 900 113			90	22.0	12.6	100	2500		included in the KIT 305 387 300 113	10/14-08/18		S	CAN	C	E	D	L	H	60	B
Audi A6 Avant exc. RS6 inc. Quattro, S-line	10/14-08/18	KIT		305 439 900 113			90	23.0	12.6	100	2500		included in the KIT 305 387 300 113	10/14-08/18		S	CAN	C	E	D	L	H	60	B
		KIT		305 438 900 113			90	22.0	12.6	100	2500		included in the KIT 305 387 300 113	10/14-08/18		S	CAN	C	E	D	L	H	60	B



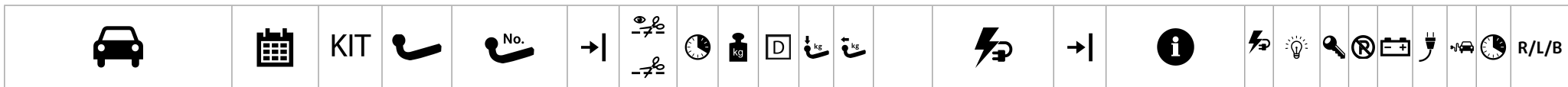
Audi

Audi A6 Avant	05/18-		305 557 600 001			60	21.3	11.4	135	2100		305 486 300 107	05/18-	S	CAN	C	E	--	--	H	90	B
			305 558 600 001			60	24.2	11.4	135	2100		305 486 300 113	05/18-	S	CAN	C	E	D	L	H	90	B
	KIT		305 557 900 113			60	22.6	11.4	135	2100		included in the KIT 305 486 300 113	05/18-	S	CAN	C	E	D	L	H	90	B
	KIT		305 558 900 113			60	25.2	11.4	135	2100		included in the KIT 305 486 300 113	05/18-	S	CAN	C	E	D	L	H	90	B
Audi A6 Saloon with steel springs inc. S6 and Quattro, exc. RS6 To guarantee an optimal fit of the bumper it is necessary to mount a bumper reinforcement. Please order from Westfalia no. 905269619001 in combination with Audi no. 4F0 807 381. Please order separately cover for bumper cutout from Audi dealers.	04/04-03/11		305 269 600 001			120	21.5	12.0	90	2200		305 268 300 113		S	CAN	C	E	D	L1	H	45	B
		KIT		305 269 900 113			120	22.5	12.0	90	2200		included in the KIT 305 268 300 113		S	CAN	C	E	D	L1	H	45
Audi A6 Saloon with steel springs inc. S6 and Quattro, exc. RS6	04/04-03/11		305 274 600 001			120	19.0	12.0	90	2200		305 268 300 113		S	CAN	C	E	D	L1	H	45	B
		KIT		305 274 900 113			120	21.0	12.0	90	2200		included in the KIT 305 268 300 113		S	CAN	C	E	D	L1	H	45
Audi A6 Saloon with height control inc. Quattro, S6, S-Line, exc. RS6	04/04-03/11		305 291 600 001			120	24.5	12.0	90	2200		305 268 300 113		S	CAN	C	E	D	L1	H	45	B
Audi A6 Saloon with steel springs S-line	04/04-03/11		305 398 600 001			120	23.0	12.0	90	2200		305 268 300 113		S	CAN	C	E	D	L1	H	45	B
		KIT		305 398 900 113			120	25.0	12.0	90	2200		included in the KIT 305 268 300 113		S	CAN	C	E	D	L1	H	45
Audi A6 Saloon	03/11-10/14	KIT		305 428 900 113		90	22.0	12.6	100	2500		included in the KIT 305 385 300 113	-10/14	S	CAN	C	E	D	L1	H	45	B
		KIT		305 429 900 113		90	23.0	12.6	100	2500		included in the KIT 305 385 300 113	-10/14	S	CAN	C	E	D	L1	H	45	B



Audi

Audi A6 Saloon	03/11-02/18			305 428 600 001		90	20.0	12.6	100	2500		305 385 300 113	-10/14	S	CAN	C	E	D	L1	H	45	B
				305 429 600 001		90	21.0	12.6	100	2500		305 387 300 113	10/14-02/18	S	CAN	C	E	D	L	H	60	B
Audi A6 Saloon	10/14-02/18	KIT		305 438 900 113		90	22.0	12.6	100	2500		included in the KIT 305 387 300 113	10/14-02/18	S	CAN	C	E	D	L	H	60	B
		KIT		305 439 900 113		90	23.0	12.6	100	2500		included in the KIT 305 387 300 113	10/14-02/18	S	CAN	C	E	D	L	H	60	B
Audi A6 Saloon	02/18-			305 557 600 001		60	21.3	11.4	135	2100		305 486 300 107	02/18-	S	CAN	C	E	--	--	H	90	B
				305 558 600 001		60	24.2	11.4	135	2100		305 486 300 113	02/18-	S	CAN	C	E	D	L	H	90	B
		KIT		305 557 900 113		60	22.6	11.4	135	2100		included in the KIT 305 486 300 113	02/18-	S	CAN	C	E	D	L	H	90	B
		KIT		305 558 900 113		60	25.2	11.4	135	2100		included in the KIT 305 486 300 113	02/18-	S	CAN	C	E	D	L	H	90	B
Audi A7 Sportback inc. S-line + S7	10/10-10/14	KIT		305 428 900 113		90	22.0	12.6	100	2500		included in the KIT 305 385 300 113	-10/14	S	CAN	C	E	D	L1	H	45	B
		KIT		305 429 900 113		90	23.0	12.6	100	2500		included in the KIT 305 385 300 113	-10/14	S	CAN	C	E	D	L1	H	45	B
Audi A7 Sportback inc. S-line + S7	10/10-01/18			305 428 600 001		90	20.0	12.6	100	2500		305 385 300 113	-10/14	S	CAN	C	E	D	L1	H	45	B
				305 429 600 001		90	21.0	12.6	100	2500		305 387 300 113	10/14-01/18	S	CAN	C	E	D	L	H	60	B
Audi A7 Sportback inc. S-line + S7	10/14-01/18	KIT		305 438 900 113		90	22.0	12.6	100	2500		included in the KIT 305 387 300 113	10/14-01/18	S	CAN	C	E	D	L	H	60	B
		KIT		305 439 900 113		90	23.0	12.6	100	2500		included in the KIT 305 387 300 113	10/14-01/18	S	CAN	C	E	D	L	H	60	B



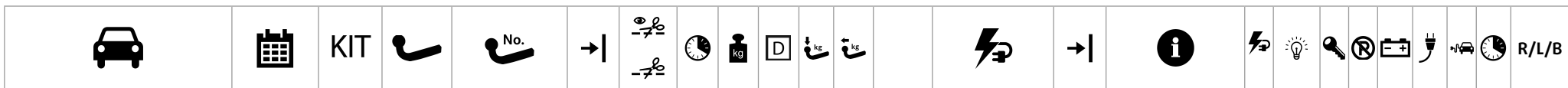
Audi

Audi A8	03/10-10/17		305 384 600 001		60	26.0	12.6	100	2200		305 384 300 113	-10/13	S	CAN	C	E	D	L1	H	60	B	
											305 391 300 113	11/13-	S	CAN	C	E	D	L	H		L	
Audi Q2	11/16-		317 131 600 001		60	19.0	10.3	85	2000		305 407 300 107	with preliminary setup	S	CAN	C	E	--	--	H	30	B	
											305 407 300 113	with preliminary setup	S	CAN	C	E	D	L	H	30	B	
											305 408 300 107	without preliminary setup	S	CAN	C	E	--	--	V	60	B	
											305 408 300 113	without preliminary setup	S	CAN	C	E	D	L	V	60	B	
		KIT		305 408 900 113		60	19.0	10.3	85	2000		included in the KIT 305 408 300 113	without preliminary setup	S	CAN	C	E	D	L	V	60	B
		KIT		317 154 900 113		60	20.5	10.3	85	2000		included in the KIT 305 407 300 113	with preliminary setup	S	CAN	C	E	D	L	H	30	B
		KIT		305 409 900 113		60	21.0	10.3	85	2000		included in the KIT 305 408 300 113	without preliminary setup	S	CAN	C	E	D	L	V	60	B
		KIT		317 155 900 113		60	20.5	10.3	85	2000		included in the KIT 305 407 300 113	with preliminary setup	S	CAN	C	E	D	L	H	30	B
Audi Q3 inc. S-line, inc. Quattro RS Vehicles from year 2015- require a new cover with cut-out. Please order from the Audi dealer.	09/11-06/18		305 421 600 001		90	19.0	12.0	100	2500		305 410 300 107	-06/18	S	CAN	C	E	--	--	V	120	B	
											305 410 300 113	-06/18	S	CAN	C	E	D	L1	V	120	B	
		KIT		305 421 900 113		90	21.0	12.0	100	2500		included in the KIT 305 410 300 113	-06/18	S	CAN	C	E	D	L1	V	120	B
		KIT		305 423 900 113		90	23.0	12.0	140	2500		included in the KIT 305 410 300 113	-06/18	S	CAN	C	E	D	L1	V	120	B

		KIT																					R/L/B
--	--	-----	--	--	--	--	--	--	--	--	--	--	--	--	--	--	--	--	--	--	--	--	-------

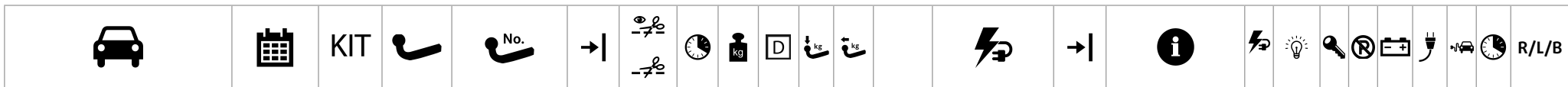
Audi

Audi Q3 F3B	07/18-			322 069 600 001		60	21.7	10.6	125	2100		305 407 300 107	with preliminary setup	S	CAN	C	E	--	--	H	30	B	
				322 070 600 001		60	24.4	10.6	125	2100		305 407 300 113	with preliminary setup	S	CAN	C	E	D	L	H	30	B	
													305 408 300 107	without preliminary setup	S	CAN	C	E	--	--	V	60	B
													305 408 300 113	without preliminary setup	S	CAN	C	E	D	L	V	60	B
		KIT		322 069 900 113		60	23.3	10.6	125	2100		included in the KIT 305 408 300 113	without preliminary setup	S	CAN	C	E	D	L	V	60	B	
		KIT		322 071 900 113		60	22.7	10.6	125	2100		included in the KIT 305 407 300 113	with preliminary setup	S	CAN	C	E	D	L	H	30	B	
		KIT		322 070 900 113		60	26.0	10.6	125	2100		included in the KIT 305 408 300 113	without preliminary setup	S	CAN	C	E	D	L	V	60	B	
		KIT		322 072 900 113		60	25.4	10.6	125	2100		included in the KIT 305 407 300 113	with preliminary setup	S	CAN	C	E	D	L	H	30	B	
Audi Q5 inc. S-Line, inc. SQ5 Attention: Depending on the engine variation it may be necessary to change the cooling system of the vehicle.	10/08-01/17			305 411 600 001		90	21.0	12.1	100	2400		305 216 300 107		S	CAN	C	E	--	--	H	60	B	
				327 068 600 001		90	21.0	12.1	100	2400		305 216 300 113		S	CAN	C	E	D	L1	H	60	B	
		KIT		305 351 900 113		90	23.0	12.1	100	2400		included in the KIT 305 216 300 113		S	CAN	C	E	D	L1	H	60	B	
		KIT		305 412 900 113		90	26.0	12.1	100	2400		included in the KIT 305 216 300 113		S	CAN	C	E	D	L1	H	60	B	



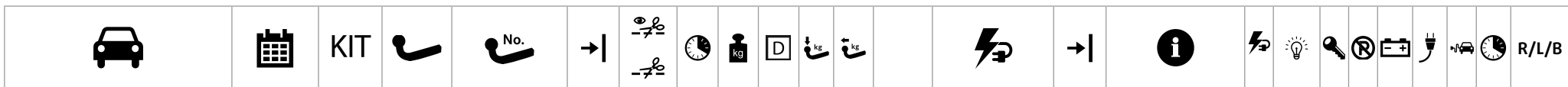
Audi

Audi Q5 inc. SQ5	02/17-			305 464 600 001			60	24.7	11.9	100	2400		305 437 300 107			S	CAN	C	E	--	--	H	60	B
				305 465 600 001			60	26.0	11.9	100	2400		305 437 300 113			S	CAN	C	E	D	L	H	60	B
		KIT		305 464 900 113			60	25.8	11.9	100	2400		included in the KIT 305 437 300 113			S	CAN	C	E	D	L	H	60	B
		KIT		305 465 900 113			60	27.1	11.9	100	2400		included in the KIT 305 437 300 113			S	CAN	C	E	D	L	H	60	B
Audi Q7 inc. S-Line Please order separately spoiler at Audi dealer.	01/06-07/15			305 415 600 001			120	34.0	16.4	140	3500		305 500 300 001		Additional kit for vehicles without electrical tailgate	S							H	
				305 415 600 001			120	34.0	16.4	140	3500		305 500 300 113		for vehicles with electric tailgate	S	CAN	C	E	D	L1	H	60	B
		KIT		305 314 900 113			120	36.0	16.4	140	3500		included in the KIT 305 500 300 113		for vehicles with electric tailgate	S	CAN	C	E	D	L1	H	60	B
				305 415 600 001			120	34.0	16.4	140	3500		305 500 300 001		Additional kit for vehicles without electrical tailgate	S							H	
Audi Q7 inc. Q7 3.0 TDI e-tron	07/15-			305 437 600 001			90	21.0	16.4	140	3500		305 417 300 107			S	A	C1	E2	--	--	H	60	L
				305 437 600 001			90	21.0	16.4	140	3500		305 417 300 113			S	A	C1	E2	D	L1	H	60	L
				305 437 600 001			90	21.0	16.4	140	3500		305 437 300 107			S	CAN	C	E	--	--	H	60	B
				305 437 600 001			90	21.0	16.4	140	3500		305 437 300 113			S	CAN	C	E	D	L	H	60	B
		KIT		305 437 900 113			90	23.7	16.4	140	3500		included in the KIT 305 417 300 113			S	A	C1	E2	D	L1	H	60	L
				305 544 900 113			90	22.1	16.4	140	3500		included in the KIT 305 437 300 113			S	CAN	C	E	D	L	H	60	B
















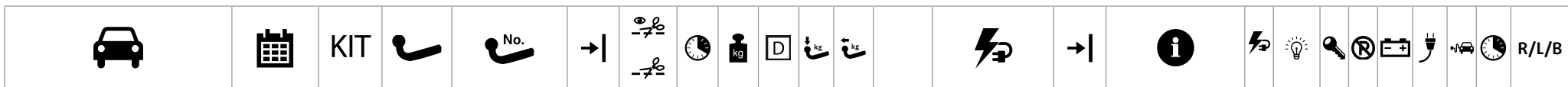
Audi

Audi Q8	02/18-			322 063 600 001		60	25.1	15.7	191	3500		305 437 300 107			S	CAN	C	E	--	--	H	60	B
				322 064 600 001		60	27.0	15.7	191	3500		305 437 300 113			S	CAN	C	E	D	L	H	60	B
		KIT		322 064 900 113		60	28.0	15.7	191	3500		included in the KIT 305 437 300 113			S	CAN	C	E	D	L	H	60	B
Audi TT is not permitted to tow by manufacturer.																							










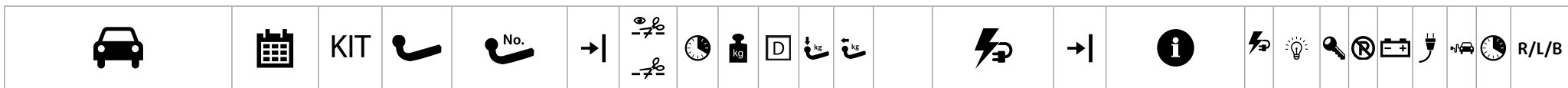
BMW

BMW 1 Series Convertible E88 135i is not homologated for towing.	01/08-01/14		303 323 600 001		60	20.0	8.0	90	1400	303 460 300 107 303 460 300 113			S	CAN	--	E2	--	--	H	60	B
			KIT		303 323 900 113		60	22.0	8.0	90	1400	included in the KIT 303 460 300 113			S	CAN	--	E2	D	L1	H
BMW 1 Series Coupé E82 135i is not homologated for towing.	11/07-01/14		303 323 600 001		60	20.0	8.0	90	1400	303 460 300 107 303 460 300 113			S	CAN	--	E2	--	--	H	60	B
			KIT		303 323 900 113		60	22.0	8.0	90	1400	included in the KIT 303 460 300 113			S	CAN	--	E2	D	L1	H
BMW 1 Series, 3/5 doors Hatchback F20/F21 exc. M models, inc. M-Sport-Package Please order separately thermal-insulation plate for socket holder, no. 7 277 733 at BMW dealers. 135i is not permitted to tow by manufacturer. For vehicles with petrol engines, please check whether it is necessary to replace the rear exhaust silencer.	09/11-		303 317 600 001		60	20.0	8.8	75	1500	303 352 300 107 303 352 300 113 303 460 300 107	03/14-	S	CAN	--	E2	--	--	H	60	B	
											03/14-	S	CAN	--	E2	D	L1	H	60	B	
											-03/14	S	CAN	--	E2	--	--	H	60	B	
										303 460 300 113	-03/14	S	CAN	--	E2	D	L1	H	60	B	
BMW 1 Series, 3/5 doors Hatchback F20/F21 exc. M models, exc. M-Sport-Package 135i is not permitted to tow by manufacturer. For vehicles with petrol engines, please check whether it is necessary to replace the rear exhaust silencer.	09/11-		303 320 600 001		60	17.5	8.8	75	1500	303 352 300 107 303 352 300 113 303 460 300 107	03/14-	S	CAN	--	E2	--	--	H	60	B	
											03/14-	S	CAN	--	E2	D	L1	H	60	B	
											-03/14	S	CAN	--	E2	--	--	H	60	B	
										303 460 300 113	-03/14	S	CAN	--	E2	D	L1	H	60	B	
BMW 1 Series, 3/5 doors Hatchback F20/F21 inc. M-Sport-Package Please order separately thermal-insulation plate for socket holder, no. 7 277 733 at BMW dealers. 135i is not permitted to tow by manufacturer. For vehicles with petrol engines, please check whether it is necessary to replace the rear exhaust silencer.	09/11-03/14	KIT		303 317 900 113			22.0	8.8	75	1500	included in the KIT 303 460 300 113	-03/14	S	CAN	--	E2	D	L1	H	60	B



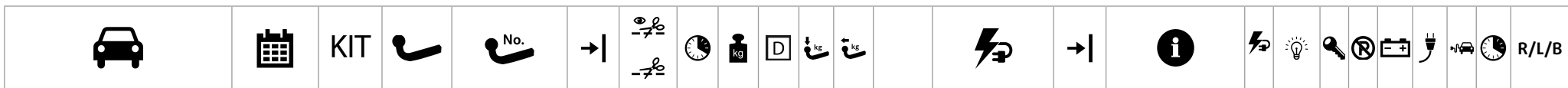
BMW

BMW 1 Series, 3/5 doors Hatchback F20/F21 exc. M models, exc. M-Sport-Package 135i is not permitted to tow by manufacturer. For vehicles with petrol engines, please check whether it is necessary to replace the rear exhaust silencer.	09/11-03/14	KIT		303 320 900 113			19.5	8.8	75	1500		included in the KIT 303 460 300 113		-03/14	S	CAN	--	E2	D	L1	H	60	B
BMW 1 Series, 3/5 doors Hatchback F20/F21 exc. M models, inc. M-Sport-Package Please order separately thermal-insulation plate for socket holder, no. 7 277 733 at BMW dealers. 135i is not permitted to tow by manufacturer. For vehicles with petrol engines, please check whether it is necessary to replace the rear exhaust silencer.	03/14-	KIT		303 318 900 113		60	22.0	8.8	75	1500		included in the KIT 303 352 300 113		03/14-	S	CAN	--	E2	D	L1	H	60	B
BMW 1 Series, 3/5 doors Hatchback F20/F21 exc. M models, exc. M-Sport-Package 135i is not permitted to tow by manufacturer. For vehicles with petrol engines, please check whether it is necessary to replace the rear exhaust silencer.	03/14-	KIT		303 321 900 113		60	19.5	8.8	75	1500		included in the KIT 303 352 300 113		03/14-	S	CAN	--	E2	D	L1	H	60	B
BMW 1 Series, 5 doors Hatchback E87/E81 135i is not homologated for towing. With vehicles year of construction -07/05 the fixed towbar attachment bolts on the vehicle must be changed at a BMW garage.	09/04-09/11			303 323 600 001			60	20.0	8.0	90	1400	303 460 300 107 303 460 300 113			S	CAN	--	E2	--	--	H	60	B
		KIT		303 323 900 113			60	22.0	8.0	90	1400	included in the KIT 303 460 300 113			S	CAN	--	E2	D	L1	H	60	B



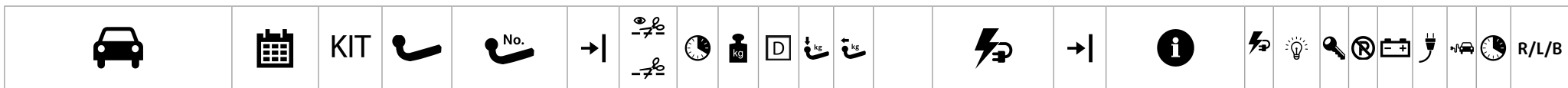
BMW

BMW 2 Series Gran Tourer F46	05/15-			303 355 600 001		90	19.5	10.4	80	2000	303 372 300 113										S	CAN	--	E	D	L1	V	105	B
				303 372 600 001		90	21.0	10.4	80	2000																			
		KIT		303 355 900 113		90	22.5	10.4	80	2000	included in the KIT 303 372 300 113				S	CAN	--	E	D	L1	V	105	B						
		KIT		303 372 900 113		90	24.0	10.4	80	2000	included in the KIT 303 372 300 113				S	CAN	--	E	D	L1	V	105	B						
BMW 3 Series Convertible E46 (E46/C) exc. M3, fits M-Sport Please order separately cover for bumper cutout at BMW dealer's, BMW no.: model -12/03: 5112 8244 380, model 12/03 -: 5112 7112 481	01/99-02/06			303 230 600 001		150	17.0	9.9	75	1940	303 140 300 113										S	FRE	--	E	D	L1	V	105	L
		KIT		303 230 900 113		150	19.0	9.9	75	1940	included in the KIT 303 140 300 113				S	FRE	--	E	D	L1	V	105	L						
BMW 3 Series Convertible E93 angular position of the towball, receptor tube is not in centre inc. models 335i and 335td and/or vehicles with turbocharger please order extra carriers for exhaust, order no. 303266600015	03/06-02/14			303 266 600 001			27.0	10.0	75	1800	303 460 300 107										S	CAN	--	E2	--	--	H	60	B
				303 266 600 001				27.0	10.0	75	1800	303 460 300 113										S	CAN	--	E2	D	L1	H	60
BMW 3 Series Coupé E46 (E46/2) steel construction exc. M3, fits M-Sport Please order separately cover for bumper cutout at BMW dealer's, BMW no.: model -12/03: 5112 8244 380, model 12/03 -: 5112 7112 481.	04/99-08/06			303 230 600 001		150	17.0	9.9	75	1940	303 140 300 113										S	FRE	--	E	D	L1	V	105	L
		KIT		303 230 900 113		150	19.0	9.9	75	1940	included in the KIT 303 140 300 113				S	FRE	--	E	D	L1	V	105	L						
BMW 3 Series Coupé E92 fits M-Sport angular position of the towball receptor tube is not in centre inc. models 335i and 335td and/or vehicles with turbocharger please order extra carriers for exhaust, order no. 303266600015	09/06-09/13			303 266 600 001			27.0	10.0	75	1800	303 460 300 107										S	CAN	--	E2	--	--	H	60	B
				303 266 600 001				27.0	10.0	75	1800	303 460 300 113										S	CAN	--	E2	D	L1	H	60



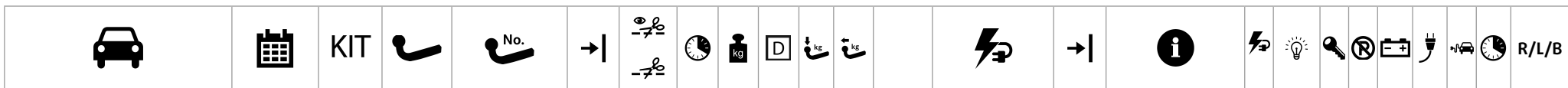
BMW

BMW 3 Series Gran Turismo F34 BMW recommend fitting a heat shield for the detachable mechanism on petrol engines only - Order mounting bracket 303352613001 and heat shield separately from BMW dealers.	06/13-			303 366 600 001		60	19.0	10.2	75	1800		303 352 300 107	04/14-	S	CAN	--	E2	--	--	H	60	B	
												303 352 300 113	04/14-	S	CAN	--	E2	D	L1	H	60	B	
												303 460 300 107	-03/14	S	CAN	--	E2	--	--	H	60	B	
												303 460 300 113	-03/14	S	CAN	--	E2	D	L1	H	60	B	
BMW 3 Series Saloon E46 (E46/2) steel construction exc. M3 Please order separately cover for bumper cutout at BMW dealer's, BMW no.: model -09/01: 5112 8238 819, model 09/01 -: 5112 7045 526	04/98-03/05			303 230 600 001		150	17.0	9.9	75	1940		303 140 300 113		S	FRE	--	E	D	L1	V	105	L	
												KIT		303 230 900 113		150	19.0	9.9	75	1940			
BMW 3 Series Saloon E90 exc. M3, fits M Sport angular position of the towball, receptor tube is not in centre With vehicles year of construction 03/05 the fixed towbar attachment bolts on the vehicle must be changed at a BMW garage. For models 335i and 335td and/or vehicles with turbocharger please order extra carriers for exhaust, order no. 303240600015	03/05-01/12			303 330 600 001		75	26.5	10.0	75	1800		303 460 300 107	-03/14	S	CAN	--	E2	--	--	H	60	B	
												KIT		303 330 900 113		75	27.5	10.0	75	1800			
BMW 3 Series Saloon E90 exc. M3, fits M Sport angular position of the towball exc. 335i and 335td and/or vehicles with turbocharger With vehicles year of construction 03/05 the fixed towbar attachment bolts on the vehicle must be changed at a BMW garage.	03/05-01/12			303 428 600 001		75	17.4	9.2	75	1800		303 460 300 107	-03/14	S	CAN	--	E2	--	--	H	60	B	
												KIT		303 331 900 113		75	21.0	9.2	75	1800			
BMW 3 Series Saloon F30 exc. M3, fits M Sport	02/12-03/14	KIT		303 351 900 113		60	23.0	10.0	75	1800					S	CAN	--	E2	D	L1	H	60	B
BMW 3 Series Saloon F30 exc. M3, fits M Sport BMW recommend fitting a heat shield for the detachable mechanism on petrol engines only - Order mounting bracket 303352613001 and heat shield separately from BMW dealers.	02/12-03/14	KIT		303 352 900 113		60	23.5	10.0	75	1800					S	CAN	--	E2	D	L1	H	60	B











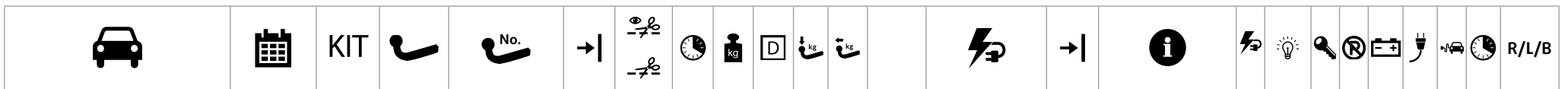
BMW

BMW 3 Series Saloon F30 exc. M3, fits M Sport	02/12-11/18		303 351 600 001		60	21.0	10.0	75	1800	303 352 300 107	03/14-	S	CAN	--	E2	--	--	H	60	B	
										303 352 300 113	03/14-	S	CAN	--	E2	D	L1	H	60	B	
										303 460 300 107	-03/14	S	CAN	--	E2	--	--	H	60	B	
										303 460 300 113	-03/14	S	CAN	--	E2	D	L1	H	60	B	
BMW 3 Series Saloon F30 exc. M3, fits M Sport BMW recommend fitting a heat shield for the detachable mechanism on petrol engines only - Order mounting bracket 303352613001 and heat shield separately from BMW dealers.	02/12-11/18		303 352 600 001		60	21.5	10.0	75	1800	303 352 300 107	03/14-	S	CAN	--	E2	--	--	H	60	B	
										303 352 300 113	03/14-	S	CAN	--	E2	D	L1	H	60	B	
										303 460 300 107	-03/14	S	CAN	--	E2	--	--	H	60	B	
										303 460 300 113	-03/14	S	CAN	--	E2	D	L1	H	60	B	
BMW 3 Series Saloon F30 exc. M3, fits M Sport	03/14-11/18	KIT		303 361 900 113		60	23.0	10.0	75	1800	included in the KIT 303 352 300 113	03/14-	S	CAN	--	E2	D	L1	H	60	B
BMW 3 Series Saloon F30 exc. M3, fits M Sport BMW recommend fitting a heat shield for the detachable mechanism on petrol engines only - Order mounting bracket 303352613001 and heat shield separately from BMW dealers.	03/14-11/18	KIT		303 362 900 113		60	23.5	10.0	75	1800	included in the KIT 303 352 300 113	03/14-	S	CAN	--	E2	D	L1	H	60	B
BMW 3 Series Saloon G20 inc. 330e Sport Line (Plugin Hybrid)	11/18-		303 486 600 001		45	15.9	9.0	75	1600												
				303 487 600 001		45	18.2	9.0	75	1600											
BMW 3 Series Touring E46 (E46/3)	99-09/05		303 164 600 001			150	15.7	9.9	75	1940	303 140 300 113		S	FRE	--	E	D	L1	V	105	L
			KIT		303 164 900 113			150	17.7	9.9	75	1940	included in the KIT 303 140 300 113		S	FRE	--	E	D	L1	V
BMW 3 Series Touring E46 (E46/3) fits M-Sport Please order separately cover for bumper cutout at BMW dealer' s, BMW no. 5112 8227 569.	99-09/05		303 232 600 001		150	17.0	9.9	75	1940	303 140 300 113		S	FRE	--	E	D	L1	V	105	L	
			KIT		303 232 900 113		150	19.0	9.9	75	1940	included in the KIT 303 140 300 113		S	FRE	--	E	D	L1	V	105

















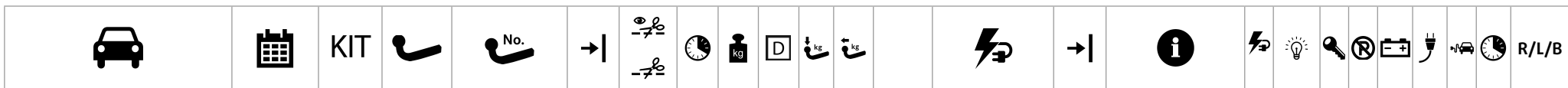
BMW

BMW 3 Series Touring E91 inc. M Sport, exc. M3 angular position of the towball, receptor tube is not in centre For models 335i and 335td and/or vehicles with turbocharger please order extra carriers for exhaust, order no. 303240600015	09/05-08/12		303 330 600 001		75	26.5	10.0	75	1800	303 460 300 107 303 460 300 113	-03/14	S	CAN	--	E2	--	--	H	60	B
			303 330 900 113		75	27.5	10.0	75	1800		included in the KIT 303 460 300 113	-03/14	S	CAN	--	E2	D	L1	H	60
BMW 3 Series Touring E91 inc. M Sport, exc. M3 angular position of the towball exc. 335i and 335td and/or vehicles with turbocharger	09/05-08/12		303 331 900 113		75	21.0	9.2	75	1800	included in the KIT 303 460 300 113	-03/14	S	CAN	--	E2	D	L1	H	60	B
			303 428 600 001		75	17.4	9.2	75	1800		303 460 300 107 303 460 300 113	-03/14	S	CAN	--	E2	D	L1	H	60
BMW 3 Series Touring E91 exc. M Sport, exc. M3 angular position of the towball exc. 335i and 335td and/or vehicles with turbocharger	09/05-08/12		303 351 900 113		60	23.0	10.0	75	1800	included in the KIT 303 460 300 113	-03/14	S	CAN	--	E2	D	L1	H	60	B
			303 352 900 113		60	23.5	10.0	75	1800		included in the KIT 303 460 300 113	-03/14	S	CAN	--	E2	D	L1	H	60
BMW 3 Series Touring F31 exc. M3, fits M Sport	09/12-03/14		303 351 600 001		60	21.0	10.0	75	1800	303 352 300 107 303 352 300 113 303 460 300 107 303 460 300 113	03/14-06/19	S	CAN	--	E2	--	--	H	60	B
			303 352 600 001		60	21.5	10.0	75	1800	303 352 300 107 303 352 300 113 303 460 300 107 303 460 300 113	03/14-06/19	S	CAN	--	E2	D	L1	H	60	B
			303 351 900 113		60	23.0	10.0	75	1800	included in the KIT 303 352 300 113	-03/14	S	CAN	--	E2	D	L1	H	60	B
			303 361 900 113		60	23.0	10.0	75	1800	included in the KIT 303 352 300 113	03/14-06/19	S	CAN	--	E2	D	L1	H	60	B



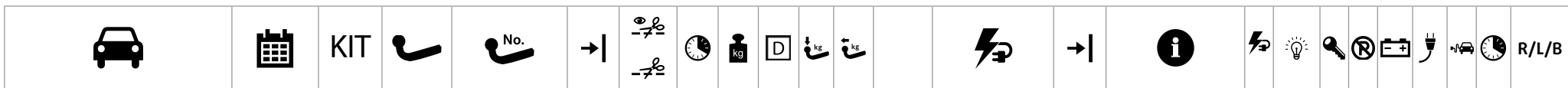
BMW

BMW 3 Series Touring F31 exc. M3, fits M Sport BMW recommend fitting a heat shield for the detachable mechanism on petrol engines only - Order mounting bracket 303352613001 and heat shield separately from BMW dealers.	03/14-06/19	KIT		303 362 900 113		60	23.5	10.0	75	1800	included in the KIT 303 352 300 113	03/14-06/19	S	CAN	--	E2	D	L1	H	60	B
BMW 4 Series Convertible F33 exc. M models fits M Sport	03/14-			303 351 600 001		60	21.0	10.0	75	1800	303 352 300 107 303 352 300 113		S	CAN	--	E2	--	--	H	60	B
BMW 4 Series Convertible F33 exc. M models fits M Sport BMW recommend fitting a heat shield for the detachable mechanism on petrol engines only - Order mounting bracket 303352613001 and heat shield separately from BMW dealers.	03/14-			303 352 600 001		60	21.5	10.0	75	1800	303 352 300 107 303 352 300 113		S	CAN	--	E2	--	--	H	60	B
BMW 4 Series Convertible F33 fits M Sport	03/14-	KIT		303 361 900 113		60	23.0	10.0	75	1800	included in the KIT 303 352 300 113		S	CAN	--	E2	D	L1	H	60	B
BMW 4 Series Convertible F33 fits M Sport BMW recommend fitting a heat shield for the detachable mechanism on petrol engines only - Order mounting bracket 303352613001 and heat shield separately from BMW dealers.	03/14-	KIT		303 362 900 113		60	23.5	10.0	75	1800	included in the KIT 303 352 300 113		S	CAN	--	E2	D	L1	H	60	B
BMW 4 Series Coupé F32 exc. M models fits M Sport	10/13-			303 351 600 001		60	21.0	10.0	75	1800	303 352 300 107 303 352 300 113 303 460 300 107 303 460 300 113	03/14- 03/14- -03/14 -03/14	S S S S	CAN CAN CAN CAN	-- -- -- --	E2 E2 E2 E2	-- D -- D	-- L1 -- L1	H H H H	60 60 60 60	B B B B
BMW 4 Series Coupé F32 exc. M models fits M Sport BMW recommend fitting a heat shield for the detachable mechanism on petrol engines only - Order mounting bracket 303352613001 and heat shield separately from BMW dealers.	10/13-			303 352 600 001		60	21.5	10.0	75	1800	303 352 300 107 303 352 300 113 303 460 300 107 303 460 300 113	03/14- 03/14- -03/14 -03/14	S S S S	CAN CAN CAN CAN	-- -- -- --	E2 E2 E2 E2	-- D -- D	-- L1 -- L1	H H H H	60 60 60 60	B B B B



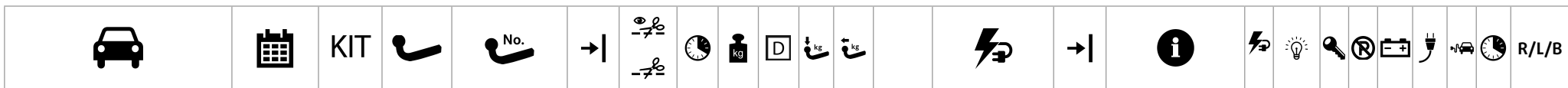
BMW

BMW 4 Series Coupé F32 exc. M models fits M Sport	10/13-03/14	KIT		303 351 900 113		60	23.0	10.0	75	1800		included in the KIT 303 460 300 113	-03/14	S	CAN	--	E2	D	L1	H	60	B
BMW 4 Series Coupé F32 ekskl. M models fits M Sport BMW recommend fitting a heat shield for the detachable mechanism on petrol engines only - Order mounting bracket 303352613001 and heat shield separately from BMW dealers.	10/13-03/14	KIT		303 352 900 113		60	23.5	10.0	75	1800		included in the KIT 303 460 300 113	-03/14	S	CAN	--	E2	D	L1	H	60	B
BMW 4 Series Coupé F32 fits M Sport	03/14-	KIT		303 361 900 113		60	23.0	10.0	75	1800		included in the KIT 303 352 300 113	03/14-	S	CAN	--	E2	D	L1	H	60	B
BMW 4 Series Coupé F32 fits M Sport BMW recommend fitting a heat shield for the detachable mechanism on petrol engines only - Order mounting bracket 303352613001 and heat shield separately from BMW dealers.	03/14-	KIT		303 362 900 113		60	23.5	10.0	75	1800		included in the KIT 303 352 300 113	03/14-	S	CAN	--	E2	D	L1	H	60	B
BMW 4 Series Gran Coupé F36 fits M Sport exc. M models	06/14-			303 351 600 001		60	21.0	10.0	75	1800		303 352 300 107		S	CAN	--	E2	--	--	H	60	B
		KIT		303 361 900 113		60	23.0	10.0	75	1800		included in the KIT 303 352 300 113		S	CAN	--	E2	D	L1	H	60	B
BMW 4 Series Gran Coupé F36 fits M Sport exc. M models BMW recommend fitting a heat shield for the detachable mechanism on petrol engines only - Order mounting bracket 303352613001 and heat shield separately from BMW dealers.	06/14-			303 352 600 001		60	21.5	10.0	75	1800		303 352 300 107		S	CAN	--	E2	--	--	H	60	B
		KIT		303 362 900 113		60	23.5	10.0	75	1800		included in the KIT 303 352 300 113		S	CAN	--	E2	D	L1	H	60	B
BMW 5 Series Gran Turismo F07 Please order additionally lower part of the bumper at BMW dealer.	09/09- 07/13			303 336 600 001		90	17.0	11.9	100	2100		303 460 300 107		S	CAN	--	E2	--	--	H	60	B
												303 460 300 113		S	CAN	--	E2	D	L1	H	60	B



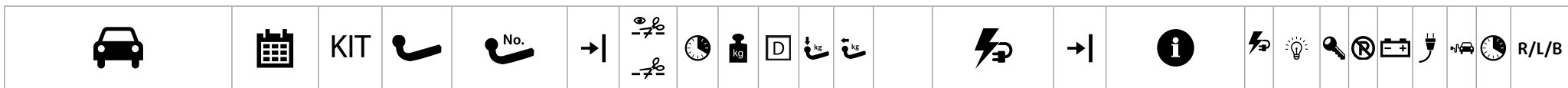
BMW

BMW 5 Series Gran Turismo F07 facelift Please order additionally lower part of the bumper at BMW dealer.	07/13-			303 370 600 001	→		90	17.0	11.9	100	2100		303 352 300 107			S	CAN	--	E2	--	--	H	60	B											
																									303 352 300 113	S	CAN	--	E2	D	L1	H	60	B	
BMW 5 Series Saloon E39	12/95-07/03			303 134 600 001			>150	13.7	11.4	90	2200		300 078 300 113		10/00-	--	FRE	--	--	D1	L1	V		B											
BMW 5 Series Saloon E60 exc. M5, inc. vehicles with sport equipment	07/03-02/10			303 212 600 001	→		150	16.5	11.4	90	2200		303 460 300 107		-07/13	S	CAN	--	E2	--	--	H	60	B											
																									303 460 300 113	S	CAN	--	E2	D	L1	H	60	B	
BMW 5 Series Saloon E60 exc. M5, inc. vehicles with sport equipment Please order separately cover for bumper cutout 5112 7120 005 at BMW dealer's.	07/03-02/10	KIT		303 212 900 113	→		150	18.5	11.4	90	2200		included in the KIT 303 460 300 113		-07/13	S	CAN	--	E2	D	L1	H	60	B											
																									303 235 600 001	→		150	20.0	11.4	90	2200	303 460 300 107	-07/13	S
BMW 5 Series Saloon E60 exc. M5, only for vehicles with sport equipment Please order separately cover for bumper cutout 5112 7120 005 at BMW dealer's.	07/03-02/10	KIT		303 235 900 113	→		150	22.0	11.4	90	2200		included in the KIT 303 460 300 113		-07/13	S	CAN	--	E2	D	L1	H	60	B											
																									303 294 600 001			100	20.0	11.4	90	2200	303 460 300 107	-07/13	S
BMW 5 Series Saloon E60 exc. M5, exc. vehicles with sport equipment	07/03-02/10			303 294 600 001			100	20.0	11.4	90	2200		303 460 300 107		-07/13	S	CAN	--	E2	--	--	H	60	B											
																									303 460 300 113	S	CAN	--	E2	D	L1	H	60	B	
BMW 5 Series Saloon E60 exc. M5, exc. vehicles with sport equipment	07/03-02/10	KIT		303 294 900 113			100	22.0	11.4	90	2200		included in the KIT 303 460 300 113		-07/13	S	CAN	--	E2	D	L1	H	60	B											
																									303 337 900 113	→		45	25.0	11.8	100	2200	included in the KIT 303 460 300 113	-07/13	S
BMW 5 Series Saloon F10 exc. M5 fits M-Sport	03/10-07/13	KIT		303 337 900 113	→		45	25.0	11.8	100	2200		included in the KIT 303 460 300 113		-07/13	S	CAN	--	E2	D	L1	H	60	B											
																									303 338 900 113	→		45	30.0	11.8	100	2200	included in the KIT 303 460 300 113	-07/13	S
BMW 5 Series Saloon F10 exc. M5 fits M-Sport	03/10-01/17			303 397 600 001			45	23.0	11.8	100	2200		303 352 300 107		07/13-	S	CAN	--	E2	--	--	H	60	B											
																									303 352 300 113	07/13-	S	CAN	--	E2	D	L1	H	60	B
																									303 398 600 001	→		45	28.0	11.8	100	2200	303 460 300 107	-07/13	S
BMW 5 Series Saloon F10 exc. M5 fits M-Sport	07/13-01/17	KIT		303 398 600 001	→		45	28.0	11.8	100	2200		303 460 300 107		-07/13	S	CAN	--	E2	D	L1	H	60	B											
																									303 370 900 113	→		90	19.0	11.9	100	2100	included in the KIT 303 352 300 113	07/13-	S



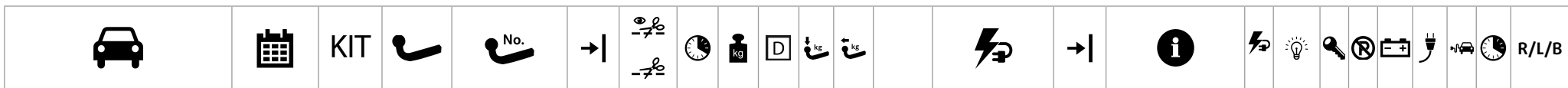
BMW

BMW 5 Series Saloon G30	02/17-		303 413 600 001			60	20.5	11.9	90	2000		303 352 300 107	07/13-	S	CAN	--	E2	--	--	H	60	B	
			303 412 600 001			60	21.9	11.9	90	2000		303 352 300 113	07/13-	S	CAN	--	E2	D	L1	H	60	B	
		KIT		303 413 900 113			60	25.5	11.9	90	2000		included in the KIT 303 352 300 113	07/13-	S	CAN	--	E2	D	L1	H	60	B
		KIT		303 412 900 113			60	26.9	11.9	90	2000		included in the KIT 303 352 300 113	07/13-	S	CAN	--	E2	D	L1	H	60	B
BMW 5 Series Touring E39/2 inc. vehicles with BMW-sport- equipment	03/97-06/04		303 151 600 001			>150	15.2	11.4	90	2200		303 123 300 113		S	FRE	--	E	D1	L1	V	90	B	
		KIT		303 151 900 113			>150	17.2	11.4	90	2200		included in the KIT 303 123 300 113		S	FRE	--	E	D1	L1	V	90	B
BMW 5 Series Touring E61 exc. M5, inc. vehicles with sport equipment	07/04-09/10		303 212 600 001			150	16.5	11.4	90	2200		303 460 300 107	-07/13	S	CAN	--	E2	--	--	H	60	B	
		KIT		303 212 900 113			150	18.5	11.4	90	2200		included in the KIT 303 460 300 113	-07/13	S	CAN	--	E2	D	L1	H	60	B
BMW 5 Series Touring E61 exc. M5, only for vehicles with sport equipment Please order separately cover for bumper cutout 5112 7126 377 at BMW dealer's.	07/04-09/10		303 235 600 001			150	20.0	11.4	90	2200		303 460 300 107	-07/13	S	CAN	--	E2	--	--	H	60	B	
		KIT		303 235 900 113			150	22.0	11.4	90	2200		included in the KIT 303 460 300 113	-07/13	S	CAN	--	E2	D	L1	H	60	B
BMW 5 Series Touring E61 exc. M5, exc. vehicles with sport equipment	07/04-09/10		303 294 600 001			100	20.0	11.4	90	2200		303 460 300 107	-07/13	S	CAN	--	E2	--	--	H	60	B	
		KIT		303 294 900 113			100	22.0	11.4	90	2200		included in the KIT 303 460 300 113	-07/13	S	CAN	--	E2	D	L1	H	60	B
BMW 5 Series Touring F11 fits M-Sport	09/10-07/13	KIT		303 337 900 113			45	25.0	11.8	100	2200		included in the KIT 303 460 300 113	-07/13	S	CAN	--	E2	D	L1	H	60	B
		KIT		303 338 900 113			45	30.0	11.8	100	2200		included in the KIT 303 460 300 113	-07/13	S	CAN	--	E2	D	L1	H	60	B



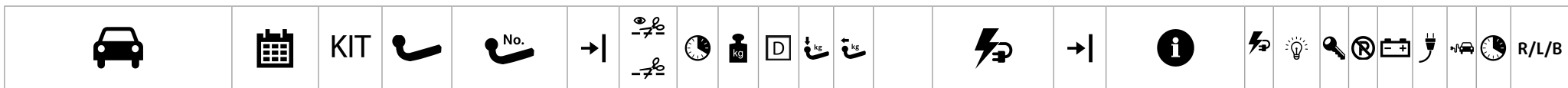
BMW

BMW 5 Series Touring F11 fits M-Sport	09/10-01/17			303 397 600 001		45	23.0	11.8	100	2200		303 352 300 107	07/13-	S	CAN	--	E2	--	--	H	60	B	
				303 398 600 001		45	28.0	11.8	100	2200		303 352 300 113	07/13-	S	CAN	--	E2	D	L1	H	60	B	
												303 460 300 107	-07/13	S	CAN	--	E2	--	--	H	60	B	
												303 460 300 113	-07/13	S	CAN	--	E2	D	L1	H	60	B	
BMW 5 Series Touring F11 fits M-Sport	07/13-01/17	KIT		303 370 900 113		90	19.0	11.9	100	2100		included in the KIT 303 352 300 113	07/13-	S	CAN	--	E2	D	L1	H	60	B	
BMW 5 Series Touring G31	02/17-			303 413 600 001		60	20.5	11.9	90	2000		303 352 300 107	07/13-	S	CAN	--	E2	--	--	H	60	B	
				303 412 600 001		60	21.9	11.9	90	2000		303 352 300 113	07/13-	S	CAN	--	E2	D	L1	H	60	B	
			KIT		303 413 900 113		60	25.5	11.9	90	2000		included in the KIT 303 352 300 113	07/13-	S	CAN	--	E2	D	L1	H	60	B
			KIT		303 412 900 113		60	26.9	11.9	90	2000		included in the KIT 303 352 300 113	07/13-	S	CAN	--	E2	D	L1	H	60	B
BMW 6 Series is not permitted to tow by manufacturer.																							
BMW 6 Series Gran Turismo	06/17-			303 413 600 001		60	20.5	11.9	90	2000													
				303 412 600 001		60	21.9	11.9	90	2000													
BMW 7 Series Saloon F11/12 inc. facelift 2019- (G11/12) exc. M models, exc. 745e	07/15-			303 413 600 001		60	20.5	11.9	90	2000													
				303 412 600 001		60	21.9	11.9	90	2000													
BMW M5 Towbar is only available at the BMW dealer's.																							



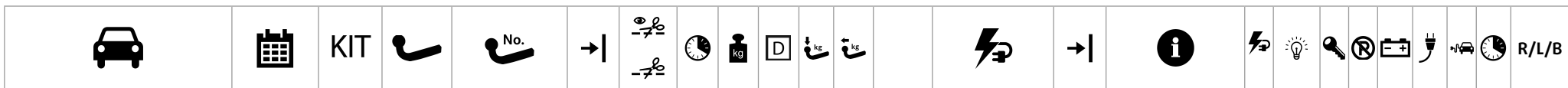
BMW

BMW X1 E84 exc. vehicles fitted with the BMW factory fitted bike rack inc. M-Sport-package / X-drive	10/09-10/15	KIT		303 313 900 113			90	19.0	10.3	80	2000		included in the KIT 303 460 300 113			S	CAN	--	E2	D	L1	H	60	B
		KIT		303 314 900 113			90	20.0	10.3	80	2000		included in the KIT 303 460 300 113			S	CAN	--	E2	D	L1	H	60	B
BMW X1 E84 exc. vehicles fitted with the BMW factory fitted bike rack inc. M-Sport-package / X-drive	10/09-10/15			303 393 600 001			90	17.0	10.3	80	2000		303 460 300 107			S	CAN	--	E2	--	--	H	60	B
				303 394 600 001			90	18.0	10.3	80	2000		303 460 300 113			S	CAN	--	E2	D	L1	H	60	B
BMW X1 F48 fits M-Sport	10/15-			303 355 600 001			90	19.5	10.4	80	2000		303 372 300 113			S	CAN	--	E	D	L1	V	105	B
				303 372 600 001			90	21.0	10.4	80	2000													
		KIT		303 355 900 113			90	22.5	10.4	80	2000		included in the KIT 303 372 300 113			S	CAN	--	E	D	L1	V	105	B
		KIT		303 372 900 113			90	24.0	10.4	80	2000		included in the KIT 303 372 300 113			S	CAN	--	E	D	L1	V	105	B
BMW X2 F39	11/17-			303 475 600 001			75	29.0	12.0	130	2500		303 372 300 113			S	CAN	--	E	D	L1	V	105	B
				303 476 600 001			75	29.0	12.0	130	2500													
		KIT		303 476 900 113			75	30.5	12.0	130	2500		included in the KIT 303 372 300 113			S	CAN	--	E	D	L1	V	105	B
BMW X3 Depending upon equipment partial cutout + cover is necessary. Please order separately with the BMW dealer.	01/04-11/10			303 304 600 001			21.0	12.6	100	2200		303 189 300 113			S	FRE	--	E	D	L1	V	120	B	
		KIT		303 304 900 113			23.0	12.6	100	2200		included in the KIT 303 189 300 113			S	FRE	--	E	D	L1	V	120	B	



BMW

BMW X3	01/04-11/10			303 327 600 001		16.0	10.9	85	2000		303 189 300 113			S	FRE	--	E	D	L1	V	120	B
		KIT		303 327 900 113		18.0	10.9	85	2000		included in the KIT 303 189 300 113			S	FRE	--	E	D	L1	V	120	B
BMW X3 F25 inc. M-Sport	11/10-09/14	KIT		303 339 900 113		60	18.5	12.5	100	2400		included in the KIT 303 460 300 113	-09/14	S	CAN	--	E2	D	L1	H	60	B
		KIT		303 340 900 113		60	19.5	12.5	100	2400		included in the KIT 303 460 300 113	-09/14	S	CAN	--	E2	D	L1	H	60	B
BMW X3 F25 inc. M-Sport	11/10-06/17			303 339 600 001		60	16.0	12.0	100	2400		303 352 300 107	10/14-	S	CAN	--	E2	--	--	H	60	B
				303 339 600 001		60	16.0	12.0	100	2400		303 352 300 113	10/14-	S	CAN	--	E2	D	L1	H	60	B
				303 404 600 001		60	16.8	12.6	100	2400		303 460 300 107	-09/14	S	CAN	--	E2	--	--	H	60	B
				303 404 600 001		60	16.8	12.6	100	2400		303 460 300 113	-09/14	S	CAN	--	E2	D	L1	H	60	B
BMW X3 F25 inc. M-Sport	10/14-06/17	KIT		303 403 900 113		60	19.0	12.0	100	2400		included in the KIT 303 352 300 113	10/14-	S	CAN	--	E2	D	L1	H	60	B
		KIT		303 404 900 113		60	19.8	12.6	100	2400		included in the KIT 303 352 300 113	10/14-	S	CAN	--	E2	D	L1	H	60	B
BMW X3 G01 inc. M-Sport	07/17-			303 495 600 001		60	18.0	12.5	100	2400		303 352 300 107	10/14-	S	CAN	--	E2	--	--	H	60	B
				303 495 600 001		60	18.0	12.5	100	2400		303 352 300 113	10/14-	S	CAN	--	E2	D	L1	H	60	B
		KIT		303 495 900 113		60	19.7	12.5	100	2400		included in the KIT 303 352 300 113	10/14-	S	CAN	--	E2	D	L1	H	60	B
		KIT		303 496 900 113		60	22.0	12.5	100	2400		included in the KIT 303 352 300 113	10/14-	S	CAN	--	E2	D	L1	H	60	B
BMW X4 F26 inc. M-Sport	06/14-04/18			303 404 600 001		60	16.8	12.6	100	2400		303 352 300 107		S	CAN	--	E2	--	--	H	60	B
				303 404 600 001		60	16.8	12.6	100	2400		303 352 300 113		S	CAN	--	E2	D	L1	H	60	B
		KIT		303 404 900 113		60	19.8	12.6	100	2400		included in the KIT 303 352 300 113		S	CAN	--	E2	D	L1	H	60	B



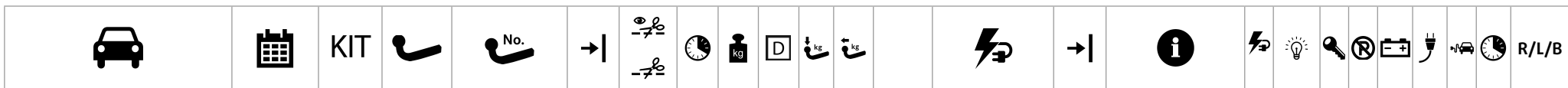
BMW

BMW X4 G02 inc. M-Sport	05/18-			303 483 600 001		75	19.0	12.5	100	2400		303 352 300 107			S	CAN	--	E2	--	--	H	60	B
													303 352 300 113			S	CAN	--	E2	D	L1	H	60
KIT				303 483 900 113		75	22.0	12.5	100	2400		included in the KIT 303 352 300 113			S	CAN	--	E2	D	L1	H	60	B
BMW X5 E53 inc. M-Sport No towbar can be mounted on vehicles with US-specification.	06/00-12/06			303 207 600 001			34.0	15.5	150	3500		303 137 300 113	for prepared vehicles		S	FRE	--	E	D	--	H	30	B
KIT				303 207 900 113			36.0	15.5	150	3500		included in the KIT 303 137 300 113	for prepared vehicles		S	FRE	--	E	D	--	H	30	B
BMW X5 E70 fits X5 M Sport package	01/07-10/13			303 368 600 001		90	26.5	16.0	150	3500		303 368 300 113	12/13-07/18 exc. X5M motors		S	CAN	--	E	D	L1	H	45	B
												303 451 300 107	-11/13 exc. X5M motors		S	CAN	--	E	--	--	H	45	B
												303 451 300 113	-11/13 exc. X5M motors		S	CAN	--	E	D	L1	H	45	B
KIT				303 273 900 113		60	31.0	15.5	150	3500		included in the KIT 303 451 300 113	-11/13 exc. X5M motors		S	CAN	--	E	D	L1	H	45	B
BMW X5 F15 inc. M-Sport	11/13-07/18			303 368 900 113		90	28.5	16.0	150	3500		included in the KIT 303 368 300 113	12/13-07/18 exc. X5M motors		S	CAN	--	E	D	L1	H	45	B
BMW X5 F15 inc. M-Sport package	11/13-07/18			303 368 600 001		90	26.5	16.0	150	3500		303 368 300 113	12/13-07/18 exc. X5M motors		S	CAN	--	E	D	L1	H	45	B
BMW X5 G05 inc. M-Sport	08/18-			303 484 600 001		60	23.4	16.3	140	3500													
					303 485 600 001		60	25.8	16.3	140	3500												
BMW X6 inc. X6M Hybrid models are not permitted to tow by manufacturer. Please order separately cover for bumper cutout at BMW dealers.	05/08-12/14			303 290 600 001			31.5	16.0	140	3500		303 451 300 107	exc. X6M motors		S	CAN	--	E	--	--	H	45	B
												303 451 300 113	exc. X6M motors		S	CAN	--	E	D	L1	H	45	B
KIT				303 290 900 113			33.5	16.0	140	3500		included in the KIT 303 451 300 113	exc. X6M motors		S	CAN	--	E	D	L1	H	45	B

		KIT		No.																			R/L/B
--	--	-----	--	-----	--	--	--	--	--	--	--	--	--	--	--	--	--	--	--	--	--	--	-------

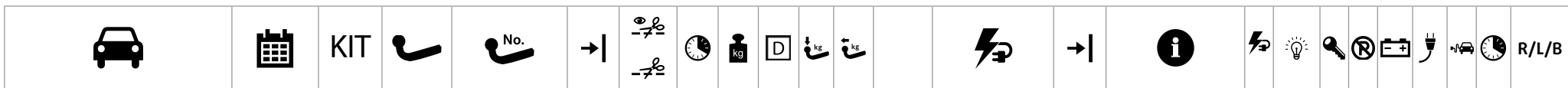
BMW

BMW X6 F16	12/14-19		303 368 600 001		90	26.5	16.0	150	3500	303 368 300 113	-19 exc. X6M motors	S	CAN	--	E	D	L1	H	45	B
		KIT		303 368 900 113		90	28.5	16.0	150	3500	included in the KIT 303 368 300 113	-19 exc. X6M motors	S	CAN	--	E	D	L1	H	45



Chevrolet

Chevrolet Aveo Hatchback	07/11-			342 183 600 001	→		45	21.0	6.6	44	1100		314 386 300 107			S	CAN	--	E	--	--	V	90	B	
														314 386 300 113			S	CAN	--	E	D	L1	V	90	B
		KIT		342 183 900 113	→		45	23.0	6.6	44	1100		included in the KIT 314 386 300 113			S	CAN	--	E	D	L1	V	90	B	
Chevrolet Aveo Saloon	07/11-			342 187 600 001	→		45	19.0	6.8	50	1100		314 386 300 107			S	CAN	--	E	--	--	V	90	B	
				342 188 600 001	→		45	21.0	6.8	50	1100		314 386 300 113			S	CAN	--	E	D	L1	V	90	B	
		KIT		342 187 900 113	→		45	21.0	6.8	50	1100		included in the KIT 314 386 300 113			S	CAN	--	E	D	L1	V	90	B	
		KIT		342 188 900 113	→		45	23.0	6.8	50	1100		included in the KIT 314 386 300 113			S	CAN	--	E	D	L1	V	90	B	
Chevrolet Captiva (S3X)	06/06-			342 216 600 001			90	20.0	12.3	150	2500		342 027 300 113		for vehicles with preparation	S	FRE	--	E1	D	L1	H	30	B	
				342 217 600 001			90	21.5	12.3	150	2500		342 033 300 107		05/13-	S	A	--	--	--	--	V	90	B	
													342 033 300 113		05/13-	S	A	--	--	D	L1	V	90	B	
													349 025 300 113	→	-05/13	S	A	--	E	D1	L1	V	90	B	
Chevrolet Captiva (S3X)	06/06-05/13	KIT		349 024 900 113	→		90	22.0	12.3	150	2500		included in the KIT 349 025 300 113	→	-05/13	S	A	--	E	D1	L1	V	90	B	
		KIT		349 025 900 113	→		90	23.5	12.4	150	2500		included in the KIT 349 025 300 113	→	-05/13	S	A	--	E	D1	L1	V	90	B	
Chevrolet Captiva (S3X)	05/13-	KIT		342 216 900 113			90	21.0	12.3	150	2500		included in the KIT 342 033 300 113		05/13-	S	A	--	--	D	L1	V	90	B	
		KIT		342 217 900 113			90	22.5	12.3	150	2500		included in the KIT 342 033 300 113		05/13-	S	A	--	--	D	L1	V	90	B	



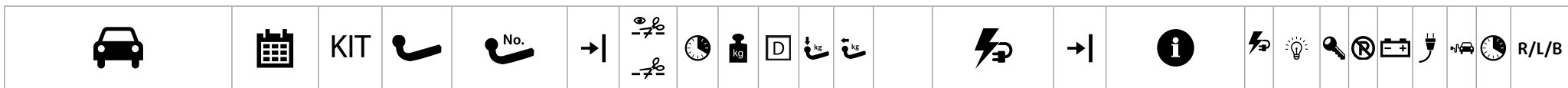
Chevrolet

Chevrolet Cruze 4 doors Saloon	05/09-			314 372 600 001	→		60	23.0	9.6	75	1800		314 386 300 107			S	CAN	--	E	--	--	V	90	B
													314 386 300 113			S	CAN	--	E	D	L1	V	90	B
		KIT		314 372 900 113	→		60	25.0	9.6	75	1800		included in the KIT 314 386 300 113			S	CAN	--	E	D	L1	V	90	B
Chevrolet Cruze 5 doors Hatchback	07/11-			314 418 600 001	→		60	22.0	7.5	75	1200		314 386 300 107			S	CAN	--	E	--	--	V	90	B
												314 386 300 113			S	CAN	--	E	D	L1	V	90	B	
		KIT		314 418 900 113	→		60	24.0	7.5	75	1200		included in the KIT 314 386 300 113			S	CAN	--	E	D	L1	V	90	B
Chevrolet Cruze Estate/Station Wagon	06/12-			314 469 600 001	→		60	25.0	9.6	75	1200		314 386 300 107			S	CAN	--	E	--	--	V	90	B
												314 386 300 113			S	CAN	--	E	D	L1	V	90	B	
		KIT		314 469 900 113	→		60	28.8	9.6	75	1200		included in the KIT 314 386 300 113			S	CAN	--	E	D	L1	V	90	B
		KIT		314 470 900 113	→		60	32.0	9.6	75	1200		included in the KIT 314 386 300 113			S	CAN	--	E	D	L1	V	90	B
Chevrolet Orlando	01/11-			314 461 600 001			60	24.5	9.9	75	1600		314 386 300 107			S	CAN	--	E	--	--	V	90	B
												314 386 300 113			S	CAN	--	E	D	L1	V	90	B	
Chevrolet Trax	03/13-			314 511 600 001			60	21.5	8.6	75	1400		314 386 300 107			S	CAN	--	E	--	--	V	90	B
												314 386 300 113			S	CAN	--	E	D	L1	V	90	B	
		KIT		314 511 900 113			60	25.0	8.6	75	1400		included in the KIT 314 386 300 113			S	CAN	--	E	D	L1	V	90	B
		KIT		314 497 900 113			60	23.0	7.5	75	1200		included in the KIT 314 386 300 113			S	CAN	--	E	D	L1	V	90	B

		KIT		No.	→									→										R/L/B
--	--	-----	--	-----	---	--	--	--	--	--	--	--	--	---	--	--	--	--	--	--	--	--	--	-------

Chrysler

Chrysler 300 C Estate	04-11/11		342 189 600 001	→		60	21.0	11.0	80	2000		300 210 300 107				--	A	--	E1	--	--	V	90	B
												300 210 300 113				--	A	--	E1	D1	L1	V	90	B
Chrysler 300 C Saloon	04-11/11		342 189 600 001	→		60	21.0	11.0	80	2000		300 210 300 107				--	A	--	E1	--	--	V	90	B
												300 210 300 113				--	A	--	E1	D1	L1	V	90	B
Chrysler Sebring (JS) exc. convertible	01/07-12/10		342 128 600 001	→		150	23.0	8.8	85	1500		300 210 300 113				--	A	--	E1	D1	L1	V	90	B
Chrysler Ypsilon	07/11		306 385 600 001			60	19.0	6.1	70	1000														



Citroën

Citroën Berlingo van, minibus Multispace	11/96-04/08			304 054 600 001		90	14.8	7.8	70	1350	304 054 300 113			S	FRE	--	E1	D1	--	V	75	L
		KIT		304 054 900 113		90	16.8	7.8	70	1350	included in the KIT 304 054 300 113			S	FRE	--	E1	D1	--	V	75	L
Citroën Berlingo First	04/08-			304 054 600 001		90	14.8	7.8	70	1350	304 054 300 113			S	FRE	--	E1	D1	--	V	75	L
Citroën Berlingo First	04/08-11/11	KIT		304 054 900 113		90	16.8	7.8	70	1350	included in the KIT 304 054 300 113			S	FRE	--	E1	D1	--	V	75	L
Citroën Berlingo L1 short wheelbase, vehicle length = 4380 mm fits Multispace, inc. Berlingo E- Car	04/08-11/11	KIT		304 091 900 113		90	17.0	8.7	64	1600	included in the KIT 304 400 300 113	-11/11 -> OPR12775	S	CAN	C1	E	D	L1	H	105	B	
		KIT		304 092 900 113		90	21.0	8.7	64	1600	included in the KIT 304 400 300 113	-11/11 -> OPR12775	S	CAN	C1	E	D	L1	H	105	B	
Citroën Berlingo L1 short wheelbase, vehicle length = 4380 mm fits Multispace, inc. Berlingo E- Car	04/08-08/18			304 091 600 001		90	15.0	8.7	64	1600	304 400 300 107	-11/11 -> OPR12775	S	CAN	C1	E	--	--	H	105	B	
											304 400 300 113	-11/11 -> OPR12775	S	CAN	C1	E	D	L1	H	105	B	
					304 092 600 001		90	19.0	8.7	64	1600	304 402 300 107	11/11- OPR12776->	S	CAN	C1	E	--	--	V	105	B
												304 402 300 113	11/11- OPR12776->	S	CAN	C1	E	D	L1	V	105	B
Citroën Berlingo L1 inc. Berlingo Van inc. towball	09/18-			304 118 600 001		90	17.0	8.4	64	1600	314 594 300 113	inc. WLC 2.0	S	A	C1	E	D	L	V	90	B	
Citroën Berlingo L1 inc. Berlingo Van	09/18-			304 207 600 001		60	20.0	8.6	75	1500												
				304 209 600 001		60	20.5	8.6	75	1500	314 594 300 113	inc. WLC 2.0	S	A	C1	E	D	L	V	90	B	
Citroën Berlingo L2 long wheelbase, vehicle length = 4628 mm	04/08-11/11	KIT		304 129 900 113		90	18.3	8.7	64	1600	included in the KIT 304 400 300 113	-11/11 -> OPR12775	S	CAN	C1	E	D	L1	H	105	B	
		KIT		304 131 900 113		90	21.0	8.7	64	1600	included in the KIT 304 400 300 113	-11/11 -> OPR12775	S	CAN	C1	E	D	L1	H	105	B	

		KIT		No.																			R/L/B
--	--	-----	--	-----	--	--	--	--	--	--	--	--	--	--	--	--	--	--	--	--	--	--	-------

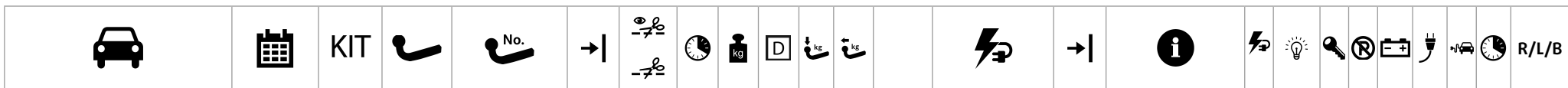
Citroën

Citraën Berlingo L2 long overhang, vehicle length = 4628 mm	04/08-08/18		304 129 600 001			90	16.3	8.7	64	1600	304 400 300 107	-11/11 -> OPR12775	S	CAN	C1	E	--	--	H	105	B	
			304 131 600 001			90	19.0	8.7	64	1600	304 400 300 113	-11/11 -> OPR12775	S	CAN	C1	E	D	L1	H	105	B	
											304 402 300 107	11/11- OPR12776->	S	CAN	C1	E	--	--	V	105	B	
											304 402 300 113	11/11- OPR12776->	S	CAN	C1	E	D	L1	V	105	B	
Citraën Berlingo L2 inc. Berlingo Van	09/18-		304 210 600 001			60	21.0	8.6	75	1500	314 594 300 113	inc. WLC 2.0	S	A	C1	E	D	L	V	90	B	
				304 211 600 001			60	22.0	8.6	75												1500
				304 212 600 001			60	21.5	8.6	75												1500
Citraën C Crosser	09/07-01/12		340 094 600 001			90	27.0	10.9	100	2000	340 075 300 113			S	FRE	--	E	D	L	H	75	B
			KIT		340 094 900 113			90	29.0	10.9	100	2000	included in the KIT 340 075 300 113			S	FRE	--	E	D	L	H
Citraën C3	05/02-11/09		304 074 600 001			120	16.0	6.6	80	1100	300 072 300 107	-09/05	--	FRE	--	--	--	--	V		B	
											300 072 300 113	-09/05	--	FRE	--	--	D1	L1	V		B	
												304 402 300 107	09/05-	S	CAN	C1	E	--	--	V	105	B
												304 402 300 113	09/05-	S	CAN	C1	E	D	L1	V	105	B
Citraën C3	01/10-10/16		304 137 600 001			60	16.4	6.9	54	1225	304 402 300 107	09/05-	S	CAN	C1	E	--	--	V	105	B	
			KIT		304 137 900 113			60	18.4	6.9	54	1225	304 402 300 113	09/05-	S	CAN	C1	E	D	L1	V	105
Citraën C3	11/16-		315 184 600 001			60	12.0	7.2	53	1300												
				315 185 600 001			60	12.0	7.2	53	1300											

		KIT		No.	→				D					→										R/L/B
--	--	-----	--	-----	---	--	--	--	---	--	--	--	--	---	--	--	--	--	--	--	--	--	--	-------

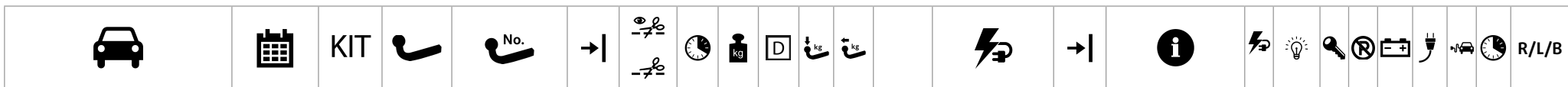
Citroën

Citroën C3 Aircross II 120HP turbo S&S EAT6 (DV5RC / AT6): Please check if there is a towing capacity in the vehicle's documents	06/17-			314 583 600 001		60	23.0	6.4	78	1000			304 203 300 113	06/17- inc. WLC 2.0	S	A	C1	E2	D1	L1	V	60	L
				314 584 600 001		60	24.5	6.4	78	1000													
Citroën C3 Aircross II 120HP turbo S&S EAT6 (DV5RC / AT6): Please check if there is a towing capacity in the vehicle's documents	06/17-	KIT		304 203 900 113		60	21.0	6.4	78	1000			included in the KIT 304 203 300 113	06/17- inc. WLC 2.0	S	A	C1	E2	D1	L1	V	60	L
				304 204 900 113		60	23.2	6.4	78	1000	included in the KIT 304 203 300 113												
Citroën C3 Picasso	03/09-			304 127 600 001		60	15.2	7.3	61	1200			304 402 300 107		S	CAN	C1	E	--	--	V	105	B
				304 127 900 113		60	17.2	7.3	61	1200	304 402 300 113												
Citroën C3 X-TR 3 / 5 doors	05/02-			304 074 600 001		120	16.0	6.6	80	1100			300 072 300 107	-09/05	--	FRE	--	--	--	--	V		B
				304 074 600 001		120	16.0	6.6	80	1100	300 072 300 113	-09/05	--	FRE	--	--	D1	L1	V		B		
Citroën C3 X-TR 3 / 5 doors	05/02-			304 074 600 001		120	16.0	6.6	80	1100			300 210 300 107	09/05-	--	A	--	E1	--	--	V	90	B
				304 074 600 001		120	16.0	6.6	80	1100	300 210 300 113	09/05-	--	A	--	E1	D1	L1	V	90	B		
Citroën C4 Aircross	03/12-			340 092 600 001		90	22.0	8.5	70	1400			340 093 300 113		S	A	--	--	D	L	H	60	B
				340 093 600 001		90	24.0	8.5	70	1400													
			KIT		340 092 900 113		90	24.0	8.5	70	1400	included in the KIT 340 093 300 113		S	A	--	--	D	L	H	60	B	
			KIT		340 093 900 113		90	26.0	8.5	70	1400	included in the KIT 340 093 300 113											
Citroën C4 Cactus	09/14-			304 159 600 001			17.0	5.2	55	780			304 203 300 113	04/18- inc. WLC 2.0	S	A	C1	E2	D1	L1	V	60	L
				304 159 600 001			17.0	5.2	55	780	315 185 300 107	-03/18	S	CAN	C	E	--	--	V	60	B		
				304 160 600 001		17.0	5.2	55	780	315 185 300 113	-03/18	S	CAN	C	E	D	L1	V	60	B			



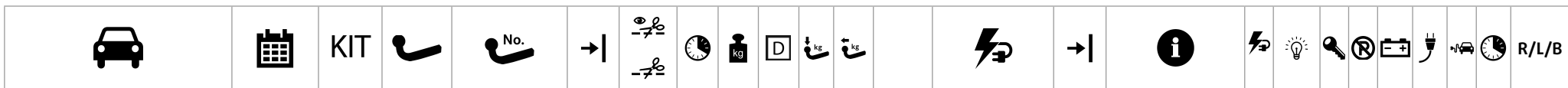
Citroën

Citroën C4 Coupé fits hatchback, VTR, VTR Plus and VTS	11/04-10/10			315 109 600 001		60	21.0	9.1	80	1700		300 210 300 107	-01/07	--	A	--	E1	--	--	V	90	B										
												300 210 300 113	-01/07	--	A	--	E1	D1	L1	V	90	B										
												304 402 300 107	01/07-	S	CAN	C1	E	--	--	V	105	B										
												304 402 300 113	01/07-	S	CAN	C1	E	D	L1	V	105	B										
Citroën C4 Coupé fits hatchback, VTR, VTR Plus and VTS	01/07-10/10	KIT		315 109 900 113		60	23.0	9.1	80	1700		included in the KIT 304 402 300 113	01/07-	S	CAN	C1	E	D	L1	V	105	B										
Citroën C4 Grand Picasso	11/06-01/11	KIT		304 099 900 113		60	24.0	9.7	75	1700		included in the KIT 304 401 300 113	-01/11 ->OPR12531	S	CAN	C1	E	D	L1	V	105	B										
												KIT		304 100 900 113		60	24.7	9.7	80	1700		included in the KIT 304 401 300 113	-01/11 ->OPR12531	S	CAN	C1	E	D	L1	V	105	B
Citroën C4 Grand Picasso	11/06-09/13			315 177 600 001		120	21.0	10.0	75	1550		304 401 300 107	-01/11 ->OPR12531	S	CAN	C1	E	--	--	H	105	B										
												304 401 300 113	-01/11 ->OPR12531	S	CAN	C1	E	D	L1	V	105	B										
												315 109 300 107	01/11- OPR12530->	S	CAN	C	E	--	--	V	105	B										
												315 109 300 113	01/11- OPR12530->	S	CAN	C	E	D	L1	V	105	B										
Citroën C4 Grand Picasso / Grand Space Tourer	10/13-			304 151 600 001		90	21.0	9.5	75	1750		315 196 300 107		S	CAN	C	E2	--	--	V	75	B										
												304 152 600 001		90	24.0	9.5	75	1750		315 196 300 113		S	CAN	C	E2	D	L1	V	75	L		
												KIT		304 151 900 113		90	21.0	9.5	75	1750		included in the KIT 315 196 300 113		S	CAN	C	E2	D	L1	V	75	L
												KIT		304 152 900 113		90	24.0	9.5	75	1750		included in the KIT 315 196 300 113		S	CAN	C	E2	D	L1	V	75	L
Citroën C4 Saloon inc. Hatchback	11/04-11/10			315 109 600 001		60	21.0	9.1	80	1700		300 210 300 107	-01/07	--	A	--	E1	--	--	V	90	B										
												300 210 300 113	-01/07	--	A	--	E1	D1	L1	V	90	B										
												304 402 300 107	01/07-	S	CAN	C1	E	--	--	V	105	B										
												304 402 300 113	01/07-	S	CAN	C1	E	D	L1	V	105	B										
Citroën C4 Saloon inc. Hatchback	01/07-11/10	KIT		315 109 900 113		60	23.0	9.1	80	1700		included in the KIT 304 402 300 113	01/07-	S	CAN	C1	E	D	L1	V	105	B										



Citroën

Citroën C4 Saloon	11/10-			304 148 600 001		60	19.0	9.2	75	1550		304 144 300 113			S	CAN	C	E	D	L	V	90	B
		KIT		304 148 900 113		60	21.0	9.2	75	1550		included in the KIT 304 144 300 113			S	CAN	C	E	D	L	V	90	B
Citroën C4 Picasso	11/06-01/11	KIT		304 099 900 113		60	24.0	9.7	75	1700		included in the KIT 304 401 300 113		-01/11 ->OPR12531	S	CAN	C1	E	D	L1	V	105	B
		KIT		304 100 900 113		60	24.7	9.7	80	1700		included in the KIT 304 401 300 113		-01/11 ->OPR12531	S	CAN	C1	E	D	L1	V	105	B
Citroën C4 Picasso	11/06-05/13			315 177 600 001		120	21.0	10.0	75	1550		304 401 300 107		-01/11 ->OPR12531	S	CAN	C1	E	--	--	H	105	B
				315 178 600 001		90	22.5	9.7	80	1700		304 401 300 113		-01/11 ->OPR12531	S	CAN	C1	E	D	L1	V	105	B
				315 178 600 001		90	22.5	9.7	80	1700		315 109 300 107		01/11- OPR12530->	S	CAN	C	E	--	--	V	105	B
				315 178 600 001		90	22.5	9.7	80	1700		315 109 300 113		01/11- OPR12530->	S	CAN	C	E	D	L1	V	105	B
Citroën C4 Picasso / Space Tourer	06/13-			304 151 600 001		90	21.0	9.5	75	1750		315 196 300 107			S	CAN	C	E2	--	--	V	75	B
				304 152 600 001		90	24.0	9.5	75	1750		315 196 300 113			S	CAN	C	E2	D	L1	V	75	L
		KIT		304 151 900 113		90	21.0	9.5	75	1750		included in the KIT 315 196 300 113			S	CAN	C	E2	D	L1	V	75	L
		KIT		304 152 900 113		90	24.0	9.5	75	1750		included in the KIT 315 196 300 113			S	CAN	C	E2	D	L1	V	75	L
Citroën C5 Aircross exc. Hybrid	11/18-			315 243 600 001		120	22.0	10.0	80	2000		304 204 300 113		11/18-	S	CAN	C	E	D1	L1	V	75	B
				315 244 600 001		120	24.0	10.0	80	2000		304 204 300 113		11/18-	S	CAN	C	E	D1	L1	V	75	B
		KIT		304 213 900 113		120	23.5	10.0	80	2000		included in the KIT 304 204 300 113		11/18-	S	CAN	C	E	D1	L1	V	75	B
		KIT		304 214 900 113		120	26.7	10.0	80	2000		included in the KIT 304 204 300 113		11/18-	S	CAN	C	E	D1	L1	V	75	B



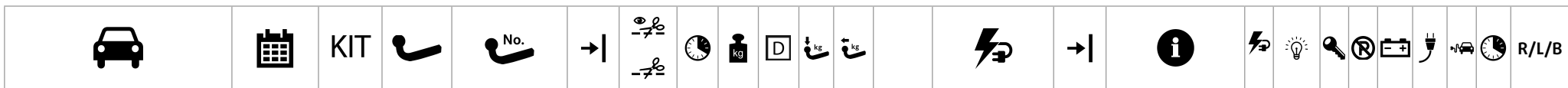
Citroën

Citroën C5 Estate	05/08-			304 146 600 001	→		120	22.0	10.4	80	1900		304 400 300 107			S	CAN	C1	E	--	--	H	105	B	
				304 133 600 001			90	23.0	10.4	75	1900		304 400 300 113			S	CAN	C1	E	D	L1	H	105	B	
				304 135 600 001			90	25.4	10.4	75	1900														
		KIT		304 146 900 113			120	29.0	10.4	80	1900		included in the KIT 304 400 300 113			S	CAN	C1	E	D	L1	H	105	B	
		KIT		304 145 900 113			120	31.4	10.4	80	1900		included in the KIT 304 400 300 113			S	CAN	C1	E	D	L1	H	105	B	
Citroën C5 Saloon	05/08-			304 146 600 001	→		120	22.0	10.4	80	1900		304 400 300 107			S	CAN	C1	E	--	--	H	105	B	
				304 133 600 001			90	23.0	10.4	75	1900		304 400 300 113			S	CAN	C1	E	D	L1	H	105	B	
				304 135 600 001			90	25.4	10.4	75	1900														
		KIT		304 146 900 113			120	29.0	10.4	80	1900		included in the KIT 304 400 300 113			S	CAN	C1	E	D	L1	H	105	B	
		KIT		304 145 900 113			120	31.4	10.4	80	1900		included in the KIT 304 400 300 113			S	CAN	C1	E	D	L1	H	105	B	
Citroën C8	09/02-12/14			315 098 600 001			75	19.8	10.8	100	1900		300 210 300 107			--	A	--	E1	--	--	V	90	B	
				315 098 600 001			75	19.8	10.8	100	1900		300 210 300 113	-09/05		--	A	--	E1	D1	L1	V	90	B	
				315 097 600 001			75	22.0	10.8	100	1900		304 400 300 107	10/05-		S	CAN	C1	E	--	--	H	105	B	
				315 097 600 001			75	22.0	10.8	100	1900		304 400 300 113	10/05-		S	CAN	C1	E	D	L1	H	105	B	
Citroën C8	10/05-12/14	KIT		315 098 900 113			75	21.8	10.8	100	1900		included in the KIT 304 400 300 113		10/05-	S	CAN	C1	E	D	L1	H	105	B	
		KIT		315 097 900 113			75	24.0	10.8	100	1900		included in the KIT 304 400 300 113		10/05-	S	CAN	C1	E	D	L1	H	105	B	

		KIT																					R/L/B
--	--	-----	--	--	--	--	--	--	--	--	--	--	--	--	--	--	--	--	--	--	--	--	-------

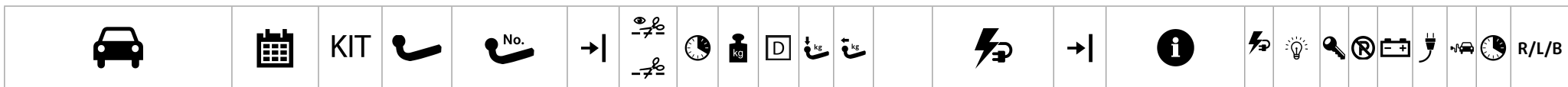
Citroën

Citroën DS3	01/10-		304 137 600 001			60	16.4	6.9	54	1225		304 402 300 107			S	CAN	C1	E	--	--	V	105	B
		KIT		304 137 900 113			60	18.4	6.9	54	1225		304 402 300 113			S	CAN	C1	E	D	L1	V	105
Citroën DS3 Convertible	03/13-		304 137 600 001			60	16.4	6.9	54	1225		304 402 300 107			S	CAN	C1	E	--	--	V	105	B
		KIT		304 137 900 113			60	18.4	6.9	54	1225		304 402 300 113	included in the KIT		S	CAN	C1	E	D	L1	V	105
Citroën DS4	04/11-		304 148 600 001			60	19.0	9.2	75	1550		304 144 300 113			S	CAN	C	E	D	L	V	90	B
		KIT		304 148 900 113			60	21.0	9.2	75	1550		304 144 300 113	included in the KIT		S	CAN	C	E	D	L	V	90
Citroën DS4 Crossback	04/11-		304 148 600 001			60	19.0	9.2	75	1550		304 144 300 113			S	CAN	C	E	D	L	V	90	B
		KIT		304 148 900 113			60	21.0	9.2	75	1550		304 144 300 113	included in the KIT		S	CAN	C	E	D	L	V	90
Citroën DS5 exc. hybrid	02/12-		304 149 600 001			120	29.0	8.5	75	1500		304 144 300 113			S	CAN	C	E	D	L	V	90	B
Citroën Jumper / Relay Van inc. 4 WD exc. vehicles with gas bottle instead of the spare wheel 4 WD: bolt kit (order no. 906216650002) must be ordered separately. inc. vehicles until 10/95: body reinforcement kit: 306142650002 must be ordered separately. Towball for vehicles with standard chassis: 329089600001. Towball for vehicles with 16" wheels and reinforced springs: 329062600001. When mounting swap system to vehicles with standard chassis we recommend towball: 329141600001	03/94-06/06		306 216 600 001			60	32.7	13.3	150	2500		306 216 300 113	03/02-		S	FRE	--	E	D1	L1	V	75	B











Citroën

Citroën Jumper / Relay Van inc. towball	02/95-06/06			306 329 600 001	→		60	29.0	12.5	130	2000		306 216 300 113		03/02-	S	FRE	--	E	D1	L1	V	75	B
Citroën Jumper / Relay Van For vehicles with long superstructure L4/XL please order separately a set distance tubes to strengthen the framework, no. 906270650003. Some vehicles 03/08- do not have chassis bores. In this case it is necessary to bore them subsequent. For the mounting time will last 120 min. longer.	06/06-			306 491 600 001			120	32.0	16.9	150	3000		306 271 300 107		02/11- from chassis no. 1948841	S	FRE	--	E	--	--	V	105	B
													306 271 300 113		02/11- from chassis no. 1948841	S	FRE	--	E	D1	L1	V	105	B
													306 510 300 107		-02/11 chassis no. 1948840	S	FRE	--	E	--	--	V	105	B
													306 510 300 113		-02/11 chassis no. 1948840	S	FRE	--	E	D1	L1	V	105	B
Citroën Jumper / Relay Van For vehicles with long superstructure L4/XL please order separately a set distance tubes to strengthen the framework, no. 906270650003. Some vehicles 03/08- do not have chassis bores. In this case it is necessary to bore them subsequent. For the mounting time will last 120 min. longer.	06/06-02/11	KIT		306 271 900 113			120	34.0	16.9	150	3000		included in the KIT 306 510 300 113		-02/11 chassis no. 1948840	S	FRE	--	E	D1	L1	V	105	B
Citroën Jumper / Relay Van For vehicles with long superstructure L4/XL please order separately a set distance tubes to strengthen the framework, no. 906270650003. Some vehicles 03/08- do not have chassis bores. In this case it is necessary to bore them subsequent. For the mounting time will last 120 min. longer.	02/11-	KIT		306 272 900 113			120	34.0	16.9	150	3000		included in the KIT 306 271 300 113		02/11- from chassis no. 1948841	S	FRE	--	E	D1	L1	V	105	B
Citroën Jumper / Relay Van inc. towball 329141600001 For vehicles with long superstructure L4/XL please order separately a set distance tubes to strengthen the framework, no. 906270650003. Some vehicles 03/08- do not have chassis bores. In this case it is necessary to bore them subsequent. For the mounting time will last 120 min. longer.	06/06-02/11	KIT		306 330 900 113			120	34.0	16.9	150	3000		included in the KIT 306 510 300 113		-02/11 chassis no. 1948840	S	FRE	--	E	D1	L1	V	105	B



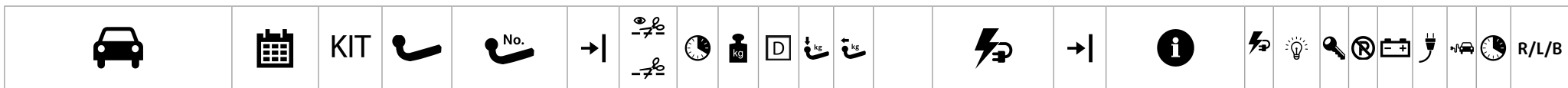
Citroën

Citroën Jumper / Relay Van inc. towball For vehicles with long superstructure L4/XL please order separately a set distance tubes to strengthen the framework, no. 906270650003. Some vehicles 03/08- do not have chassis bores. In this case it is necessary to bore them subsequent. For the mounting time will last 120 min. longer.	06/06-			306 357 600 001		60	21.0	15.8	150	3000		306 271 300 107	02/11- from chassis no. 1948841	S	FRE	--	E	--	--	V	105	B
				306 490 600 001		120	32.0	16.9	150	3000		306 271 300 113	02/11- from chassis no. 1948841	S	FRE	--	E	D1	L1	V	105	B
												306 510 300 107	-02/11 chassis no. 1948840	S	FRE	--	E	--	--	V	105	B
												306 510 300 113	-02/11 chassis no. 1948840	S	FRE	--	E	D1	L1	V	105	B
Citroën Jumper / Relay Van inc. towball For vehicles with long superstructure L4/XL please order separately a set distance tubes to strengthen the framework, no. 906270650003. Some vehicles 03/08- do not have chassis bores. In this case it is necessary to bore them subsequent. For the mounting time will last 120 min. longer.	02/11-	KIT		306 329 900 113		60	31.0	15.8	150	3000		included in the KIT 306 271 300 113	02/11- from chassis no. 1948841	S	FRE	--	E	D1	L1	V	105	B
Citroën Jumper / Relay Van inc. towball 329141600001 For vehicles with long superstructure L4/XL please order separately a set distance tubes to strengthen the framework, no. 906270650003. Some vehicles 03/08- do not have chassis bores. In this case it is necessary to bore them subsequent. For the mounting time will last 120 min. longer.	02/11-	KIT		306 357 900 113		120	34.0	16.9	150	3000		included in the KIT 306 271 300 113	02/11- from chassis no. 1948841	S	FRE	--	E	D1	L1	V	105	B

		KIT		No.																			R/L/B
--	--	-----	--	-----	--	--	--	--	--	--	--	--	--	--	--	--	--	--	--	--	--	--	-------

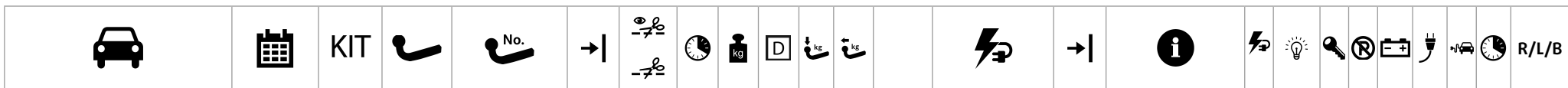
Citroën

Citroën Jumper / Relay Chassis Cab inc. 4 WD exc. vehicles with gas bottle instead of the spare wheel 4 WD: bolt kit (order no. 906216650002) must be ordered separately. inc. vehicles until 10/95: body reinforcement kit: 306142650002 must be ordered separately. Towball for vehicles with standard chassis: 329089600001. Towball for vehicles with 16" wheels and reinforced springs: 329062600001. When mounting swap system to vehicles with standard chassis we recommend towball: 329141600001	03/94-06/06			306 216 600 001			60	32.7	13.3	150	2500		300 052 300 107		03/02-	--	FRE	--	E1	--	--	V		B
													300 052 300 113		03/02-	--	FRE	--	E1	D1	--	V		B
														300 060 300 113		-03/02	--	C2	--	E1	D1	L1	H	45
Citroën Jumper / Relay Chassis Cab inc. towball	02/95-06/06			306 329 600 001			60	29.0	12.5	130	2000		300 052 300 107		03/02-	--	FRE	--	E1	--	--	V		B
													300 052 300 113		03/02-	--	FRE	--	E1	D1	--	V		B
													300 060 300 113		-03/02	--	C2	--	E1	D1	L1	H	45	B
Citroën Jumper / Relay Chassis Cab inc. towball For vehicles with long superstructure L4/XL please order separately a set distance tubes to strengthen the framework, no. 90627065003.	06/06-			306 357 600 001			60	21.0	15.8	150	3000		306 531 300 107			S	FRE	--	E1	--	--	V	90	L
				306 492 600 001			120	35.0	15.9	150	3000		306 531 300 113			S	FRE	--	E1	D	--	V	90	L
Citroën Jumper / Relay Chassis Cab inc. towball 329141600001. For vehicles with long superstructure L4/XL please order separately a set distance tubes to strengthen the framework, no. 90627065003.	06/06-	KIT		306 318 900 113			120	32.5	15.9	150	3000		included in the KIT 306 531 300 113			S	FRE	--	E1	D	--	V	90	L
















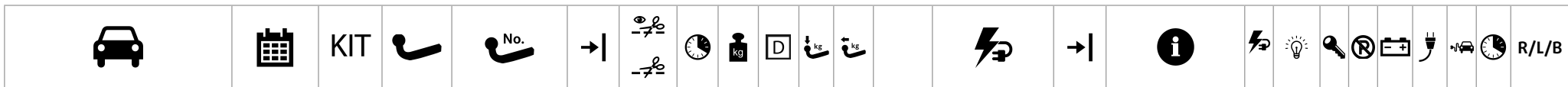
Citroën

Citroën Jumper / Relay Chassis Cab combi towbar for towball and open end towbars inc. towball, please order open end towbar 329090600001 separately For vehicles with long superstructure L4/XL please order separately a set distance tubes to strengthen the framework, no. 906270650003. Some vehicles 03/08- do not have chassis bores. In this case it is necessary to bore them subsequent. For the mounting time will last 120 min. longer. After mounting the towbar, the license plate must be laid.	06/06-		306 517 600 001			90	50.0	12.5	150	2000		306 531 300 107			S	FRE	--	E1	--	--	V	90	L	
															S	FRE	--	E1	D	--	V	90	L	
Citroën Jumper / Relay Motor homes no towbar offered	06/06-											306 531 300 183			S	FRE	--	E1	D	L1	V		B	
Citroën Jumpy / Dispatch	01/07-06/16		306 331 600 001			75	22.5	12.2	122	2200		304 400 300 107	-06/16		S	CAN	C1	E	--	--	H	105	B	
															S	CAN	C1	E	D	L1	H	105	B	
		KIT		306 331 900 113			75	22.5	12.2	122	2200		included in the KIT 304 400 300 113	-06/16		S	CAN	C1	E	D	L1	H	105	B
																S	CAN	C1	E	D	L1	H	105	B
Citroën Jumpy / SpaceTourer inc. towball	07/16-		304 190 600 001			45	26.0	13.9	104	2500		304 157 300 113	-10/19		S	CAN	C	E	D	L1	H	90	B	
Citroën Jumpy / SpaceTourer	07/16-		335 105 600 001			60	26.1	13.9	104	2500		304 157 300 113	-10/19		S	CAN	C	E	D	L1	H	90	B	
																335 106 600 001			60	27.4	13.9	104	2500	
Citroën Jumpy / SpaceTourer inc. towball	07/16-10/19	KIT		304 190 900 113		45	31.0	13.9	104	2500		included in the KIT 304 157 300 113	-10/19		S	CAN	C	E	D	L1	H	90	B	



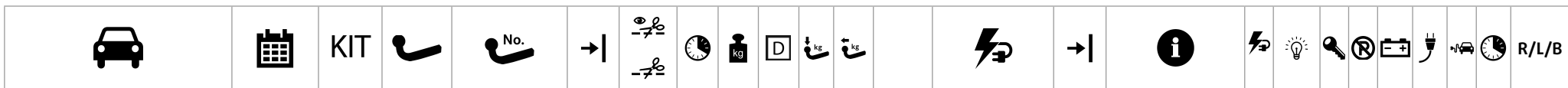
Citroën

Citroën Jumpy / SpaceTourer	07/16-10/19	KIT		335 105 900 113						60	27.2	13.9	104	2500		included in the KIT 304 157 300 113		-10/19	S	CAN	C	E	D	L1	H	90	B	
		KIT		335 106 900 113						60	28.5	13.9	104	2500		included in the KIT 304 157 300 113		-10/19	S	CAN	C	E	D	L1	H	90	B	
Citroën Nemo exc. vehicles with gas drive	02/08-			306 349 600 001		150	16.5	7.5	75	1300						306 580 300 107			S	FRE	--	E	--	--	V	120	B	
				306 350 600 001		150	17.0	7.5	75	1300							306 580 300 113			S	FRE	--	E	D1	L1	V	120	B
		KIT		306 349 900 113		150	18.5	7.5	75	1300							included in the KIT 306 580 300 113			S	FRE	--	E	D1	L1	V	120	B
		KIT		306 350 900 113		150	19.0	7.5	75	1300							included in the KIT 306 580 300 113			S	FRE	--	E	D1	L1	V	120	B
Citroën Nemo inc. towball exc. vehicles with gas drive	02/08-			306 351 600 001		150	17.0	7.5	75	1300						306 580 300 107			S	FRE	--	E	--	--	V	120	B	
																306 580 300 113			S	FRE	--	E	D1	L1	V	120	B	
Citroën Xsara Picasso inc. facelift from 04/2004	09/99-06/12			304 069 600 001						90	16.0	7.5	90	1300														



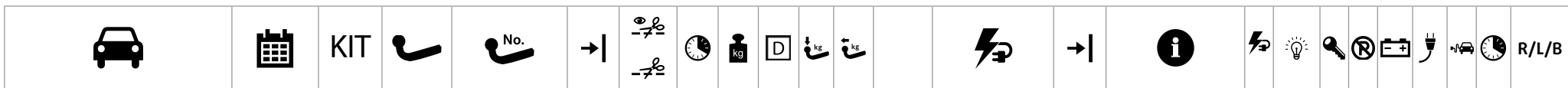
Cupra

Cupra Ateca KH7	09/18-			344 093 600 001			60	22.3	11.8	100	2100		305 407 300 107	with preliminary setup	S	CAN	C	E	--	--	H	30	B	
				344 094 600 001			60	24.7	11.8	100	2100		305 407 300 113	with preliminary setup	S	CAN	C	E	D	L	H	30	B	
														305 408 300 107	without preliminary setup	S	CAN	C	E	--	--	V	60	B
														305 408 300 113	without preliminary setup	S	CAN	C	E	D	L	V	60	B
														321 863 300 107		S	A	C1	E2	--	--	V	60	L
														321 863 300 113		S	A	C1	E2	D	L1	V	60	2
			KIT		344 112 900 113			60	23.8	11.8	100	2100		included in the KIT 305 408 300 113	without preliminary setup	S	CAN	C	E	D	L	V	60	B
			KIT		344 093 900 113			60	23.6	11.8	100	2100		included in the KIT 321 863 300 113		S	A	C1	E2	D	L1	V	60	2
			KIT		344 113 900 113			60	26.2	11.8	100	2100		included in the KIT 305 408 300 113	without preliminary setup	S	CAN	C	E	D	L	V	60	B
			KIT		344 094 900 113			60	26.0	11.8	100	2100		included in the KIT 321 863 300 113		S	A	C1	E2	D	L1	V	60	2



Dacia






















Dacia Dokker X67 exc. Stepway	11/12-			316 333 600 001			60	19.5	7.3	75	1200		316 333 300 107			S	A	--	--	--	--	V	75	B	
				316 334 600 001			60	19.5	7.3	75	1200		316 333 300 113			S	A	--	--	D1	L1	V	75	B	
		KIT		316 333 900 113			60	21.5	7.3	75	1200		included in the KIT 316 333 300 113			S	A	--	--	D1	L1	V	75	B	
		KIT		316 334 900 113			60	21.5	7.3	75	1200		included in the KIT 316 333 300 113			S	A	--	--	D1	L1	V	75	B	
Dacia Dokker Express exc. Stepway	11/12-			316 333 600 001			60	19.5	7.3	75	1200		300 210 300 107			--	A	--	E1	--	--	V	90	B	
				316 334 600 001			60	19.5	7.3	75	1200		300 210 300 113			--	A	--	E1	D1	L1	V	90	B	
Dacia Duster I, SUV 4x2, 4x4	03/10-12/17			316 365 600 001			60	16.5	8.6	75	1600		316 315 300 157	-01/13		S	--	--	E1	--	--	V	45	L	
				316 366 600 001			60	18.5	8.6	75	1600		316 366 300 113	-12/17		S	FRE		E2	D1	L1	V	90	L	
		KIT		316 365 900 113			60	20.6	8.6	75	1600		included in the KIT 316 366 300 113	-12/17		S	FRE		E2	D1	L1	V	90	L	
		KIT		316 366 900 113			60	19.5	8.6	75	1600		included in the KIT 316 366 300 113	-12/17		S	FRE		E2	D1	L1	V	90	L	
Dacia Duster II On 4x2 diesel models it is necessary to dismount the AdBlue tank.	12/17-			316 468 600 001			90	17.0	8.8	75	1500		316 469 300 113			S	A	C1	E2	D1	L1	H	90	B	
				316 366 600 001			60	18.5	8.6	75	1600														
		KIT		316 468 900 113			90		17.0	75	1500		included in the KIT 316 469 300 113			S	A	C1	E2	D1	L1	H	90	B	
		KIT		316 469 900 113			60		8.6	75	1600		included in the KIT 316 469 300 113			S	A	C1	E2	D1	L1	H	90	B	

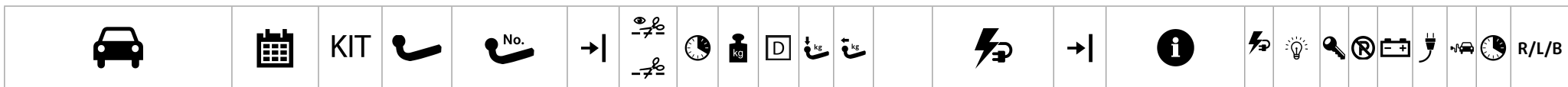


Dacia












Dacia Lodgy, J 92 5/7 seats incl. Stepway	06/12-			316 324 600 001			45	19.5	8.1	75	1400		316 321 300 113			S	A	--	--	D1	--	V	90	B
		KIT		316 324 900 113			45	21.5	8.1	75	1400		included in the KIT 316 321 300 113			S	A	--	--	D1	--	V	90	B
Dacia Lodgy, J 92 5/7 seats exc. Stepway	06/12-			316 345 600 001			45	19.0	8.1	75	1400		316 321 300 113			S	A	--	--	D1	--	V	90	B
		KIT		316 345 900 113			45	21.0	8.1	75	1400		included in the KIT 316 321 300 113			S	A	--	--	D1	--	V	90	B
Dacia Logan Estate / MCV I exc. vehicles with gas drive	01/07-06/13			316 259 600 001			60	22.6	7.7	75	1300		300 072 300 107	-12/07		--	FRE	--	--	--	--	V		B
				316 307 600 001			60	23.0	7.7	75	1300		300 072 300 113	-12/07		--	FRE	--	--	D1	L1	V		B
				316 307 600 001			60	23.0	7.7	75	1300		316 259 300 113	01/08-		S	C2	--	E1	D1	L1	V	45	L
Dacia Logan Estate / MCV I exc. vehicles with gas drive	01/08-06/13	KIT		316 259 900 113			60	24.6	7.7	75	1300		included in the KIT 316 259 300 113	01/08-		S	C2	--	E1	D1	L1	V	45	L
Dacia Logan Estate / MCV II inc. Stepway	07/13-			316 341 600 001			90	15.0	6.8	75	1150		316 338 300 107			S	A	--	--	--	--	H	60	B
				316 341 600 001			90	15.0	6.8	75	1150		316 338 300 113			S	A	--	--	D1	L1	H	60	B
		KIT		316 341 900 113			90	16.0	6.8	75	1150		included in the KIT 316 338 300 113			S	A	--	--	D1	L1	H	60	B
Dacia Logan Estate / MCV II exc. Stepway	07/13-			316 342 600 001			90	18.0	6.8	75	1150		316 338 300 107			S	A	--	--	--	--	H	60	B
				316 342 600 001			90	18.0	6.8	75	1150		316 338 300 113			S	A	--	--	D1	L1	H	60	B
		KIT		316 342 900 113			90	19.0	6.8	75	1150		included in the KIT 316 338 300 113			S	A	--	--	D1	L1	H	60	B
Dacia Logan Pick-up	03/09-			316 259 600 001			60	22.6	7.7	75	1300		300 052 300 107	→		--	FRE	--	E1	--	--	V		B
				316 307 600 001			60	23.0	7.7	75	1300		300 052 300 113			--	FRE	--	E1	D1	--	V		B

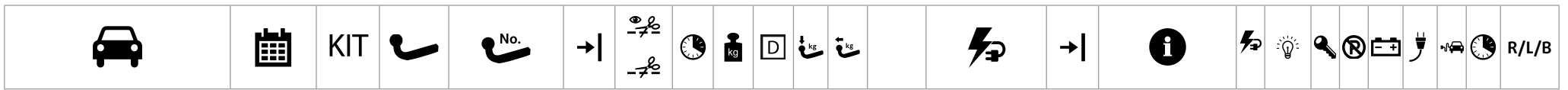
Dacia

Dacia Logan Symbol Saloon L52	01/13-		 316 343 600 001		90	14.0	6.5	75	1100	316 340 300 113			S	A	--	--	D1	L1	H	60	B
			 316 344 600 001		90	16.0	6.5	75	1100												
		KIT	 316 343 900 113		90	15.0	6.5	75	1100	included in the KIT 316 340 300 113			S	A	--	--	D1	L1	H	60	B
		KIT	 316 344 900 113		90	17.0	6.5	75	1100	included in the KIT 316 340 300 113			S	A	--	--	D1	L1	H	60	B
Dacia Logan Van Express exc. vehicles with gas drive	03/09-		 316 259 600 001		60	22.6	7.7	75	1300	316 259 300 113			S	C2	--	E1	D1	L1	V	45	L
			 316 307 600 001		60	23.0	7.7	75	1300												
		KIT	 316 259 900 113		60	24.6	7.7	75	1300	included in the KIT 316 259 300 113			S	C2	--	E1	D1	L1	V	45	L
Dacia Sandero inc. Stepway, exc. GPL	06/08-01/13		 316 286 600 001		60	15.5	7.3	75	1355	316 442 300 113			S	FRE	--	E1	D1	L1	H	45	L
			KIT	 316 286 900 113		60	17.5	7.3	75	1355	included in the KIT 316 442 300 113			S	FRE	--	E1	D1	L1	H	45
Dacia Sandero B52	01/13-		 316 343 600 001		90	14.0	6.5	75	1100	316 340 300 113	-12/16	S	A	--	--	D1	L1	H	60	B	
			 316 344 600 001		90	16.0	6.5	75	1100	316 434 300 107	01/17-	S	A	--	E2	--	--	V	120	B	
										316 434 300 113	01/17-	S	A	--	E2	D1	L1	V	120	B	
Dacia Sandero B52	01/13-12/16	KIT	 316 343 900 113		90	15.0	6.5	75	1100	included in the KIT 316 340 300 113	-12/16	S	A	--	--	D1	L1	H	60	B	
		KIT	 316 344 900 113		90	17.0	6.5	75	1100	included in the KIT 316 340 300 113	-12/16	S	A	--	--	D1	L1	H	60	B	



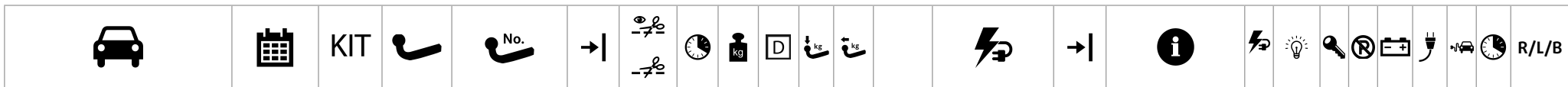
Dacia

Dacia Sandero B52	01/17-	KIT		316 434 900 113		90	17.5	6.5	75	1100	included in the KIT 316 434 300 113	01/17-	S	A	--	E2	D1	L1	V	120	B
		KIT		316 435 900 113		90	19.5	6.5	75	1100	included in the KIT 316 434 300 113	01/17-	S	A	--	E2	D1	L1	V	120	B
Dacia Sandero Stepway exc. vehicles with GPL/gas drive	01/13-			316 343 600 001		90	14.0	6.5	75	1100	316 340 300 113	-12/16	S	A	--	--	D1	L1	H	60	B
				316 344 600 001		90	16.0	6.5	75	1100	316 434 300 113	01/17-	S	A	--	E2	--	--	V	120	B
				316 344 600 001		90	16.0	6.5	75	1100	316 434 300 113	01/17-	S	A	--	E2	D1	L1	V	120	B
Dacia Sandero Stepway exc. vehicles with GPL/gas drive	01/13-12/16	KIT		316 343 900 113		90	15.0	6.5	75	1100	included in the KIT 316 340 300 113	-12/16	S	A	--	--	D1	L1	H	60	B
		KIT		316 344 900 113		90	17.0	6.5	75	1100	included in the KIT 316 340 300 113	-12/16	S	A	--	--	D1	L1	H	60	B
Dacia Sandero Stepway exc. vehicles with GPL/gas drive	01/17-	KIT		316 434 900 113		90	17.5	6.5	75	1100	included in the KIT 316 434 300 113	01/17-	S	A	--	E2	D1	L1	V	120	B
		KIT		316 435 900 113		90	19.5	6.5	75	1100	included in the KIT 316 434 300 113	01/17-	S	A	--	E2	D1	L1	V	120	B



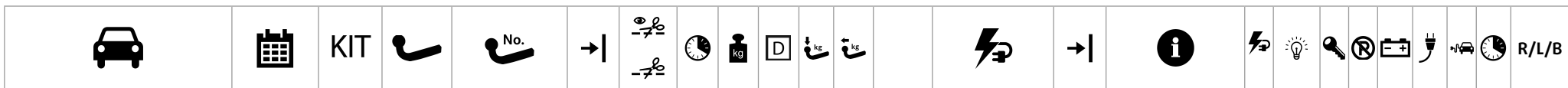
Daihatsu

Daihatsu Charade	05/11-			335 350 600 001			60	17.0	6.8	75	1200		335 383 300 113			S	FRE	--	--	D1	L1	V	120	B	
				335 455 600 001		75	18.7	6.8	50	1150		335 411 300 107			S	FRE	--	E1	--	--	--	V	120	B	
				335 411 300 113										335 411 300 113			S	FRE	--	E1	D1	L1	V	120	B
		KIT		335 383 900 113		75	20.7	6.8	50	1150		included in the KIT 335 383 300 113			S	FRE	--	--	D1	L1	V	120	B		



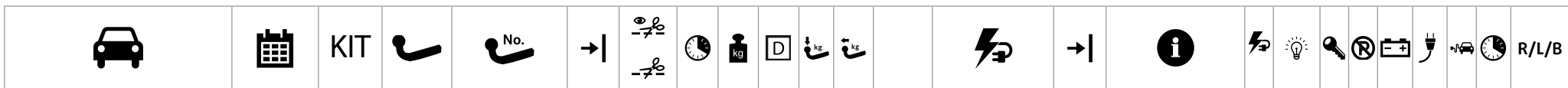
Dodge

Dodge Avenger	01/07-12/14		342 128 600 001	→		150	23.0	8.8	85	1500	300 210 300 107			--	A	--	E1	--	--	V	90	B	
											300 210 300 113			--	A	--	E1	D1	L1	V	90	B	
Dodge Journey, JC 49	01/08-		342 198 600 001			90	13.3	9.6	80	1600													
			342 199 600 001			90	15.8	9.6	80	1600	300 078 300 113			--	FRE	--	--	D1	L1	V			B
Dodge Magnum	01/07-12/18		342 189 600 001	→		60	21.0	11.0	80	2000	300 210 300 107			--	A	--	E1	--	--	V	90	B	
											300 210 300 113			--	A	--	E1	D1	L1	V	90	B	
Dodge Nitro fits SXT with 20" spare wheel but not SRT	03/08-12/12		342 131 600 001			90	30.0	15.3	140	3500	300 210 300 107			--	A	--	E1	--	--	V	90	B	
											300 210 300 113			--	A	--	E1	D1	L1	V	90	B	



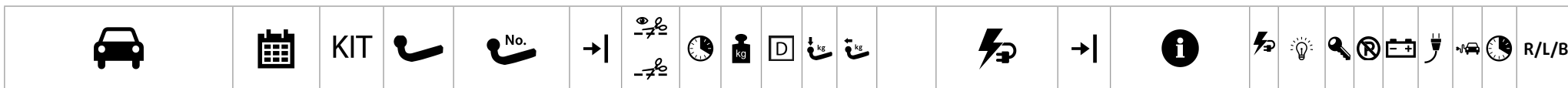
Fiat

Fiat 500 inc. Convertible exc. Abarth - 135 HP exc. 500S exc. ELECTRIC	07/07-			306 503 600 001		60	14.8	5.1	60	800		306 311 300 113	07/15-	S	FRE	--	E	D1	--	V	105	B																						
				306 560 300 113		60	18.0	5.0	60	800		306 311 300 113	07/15-	S	FRE	--	E	D1	--	V	105	B																						
						60	18.0	5.0	60	800		306 560 300 113	-07/15	S	FRE	--	E	D1	--	V	120	L																						
Fiat 500 inc. Convertible exc. Abarth - 135 HP exc. 500S exc. ELECTRIC	07/07-			306 506 600 001		60	18.0	5.0	60	800		306 311 300 113	07/15-	S	FRE	--	E	D1	--	V	105	B																						
						60	18.0	5.0	60	800		306 560 300 113	-07/15	S	FRE	--	E	D1	--	V	120	L																						
Fiat 500 inc. Convertible exc. Abarth - 135 HP exc. 500S exc. ELECTRIC	07/15-	KIT		306 503 900 113		60	15.9	5.1	60	800		included in the KIT 306 311 300 113	07/15-	S	FRE	--	E	D1	--	V	105	B																						
						60	15.9	5.1	60	800																																		
Fiat 500 inc. Convertible exc. Abarth - 135 HP exc. ELECTRIC	07/15-	KIT		306 506 900 113		60	19.1	5.0	60	800		included in the KIT 306 311 300 113	07/15-	S	FRE	--	E	D1	--	V	105	B																						
						60	19.1	5.0	60	800																																		
Fiat 500 L inc. Trekking and Living exc. Cross	10/12-06/17			306 401 600 001		60	18.0	7.5	90	1200																																		
																								KIT		306 401 900 113		60	20.0	7.5	90	1200		included in the KIT 306 397 300 113										
						60	18.0	7.5	90	1200		306 397 300 113		S	FRE	--	E	D1	L1	V	120																							
						60	21.0	7.5	90	1200																																		
						60	20.0	7.5	90	1200		included in the KIT 306 397 300 113		S	FRE	--	E	D1	L1	V	120																							
						60	23.0	7.5	90	1200		included in the KIT 306 397 300 113		S	FRE	--	E	D1	L1	V	120																							
						60	23.0	7.5	90	1200																																		
Fiat 500 S inc. Convertible exc. Abarth - 135 HP	02/16-			306 505 600 001		60	15.0	5.0	60	800																																		
																								KIT		306 505 900 113		60	16.0	5.0	60	800		included in the KIT 306 311 300 113										
						60	15.0	5.0	60	800		306 311 300 113		S	FRE	--	E	D1	--	V	105	B																						
						60	18.0	5.0	60	800																																		
						60	16.0	5.0	60	800		included in the KIT 306 311 300 113		S	FRE	--	E	D1	--	V	105	B																						
						60	19.1	5.0	60	800		included in the KIT 306 311 300 113		S	FRE	--	E	D1	--	V	105	B																						















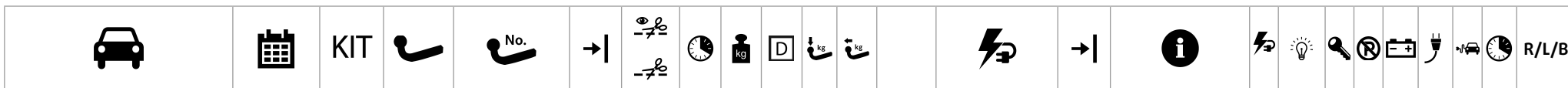
Fiat

Fiat 500 X inc. Cross exc. AdBlue exc. Sport	02/15-			342 196 600 001		90	20.0	8.7	100	1500	306 441 300 113	→	-09/18	S	FRE	--	E	D	L1	V	120	B
				342 197 600 001		90	21.0	8.7	100	1500	306 527 300 113			S	FRE	--	E	D1	L1	V	120	B
		KIT		306 196 900 113		90	22.0	8.7	100	1500	included in the KIT 306 527 300 113			S	FRE	--	E	D1	L1	V	120	B
		KIT		306 197 900 113		90	23.0	8.7	100	1500	included in the KIT 306 527 300 113			S	FRE	--	E	D1	L1	V	120	B
Fiat Bravo	04/07-12/14			306 366 600 001	→	60	18.0	7.9	60	1400	306 550 300 113			S	FRE	--	E	D1	L1	V	105	L
				306 286 600 001		60	21.0	7.9	90	1350				S	FRE	--	E	D1	L1	V	105	L
		KIT		306 286 900 113		60	23.0	7.9	60	1350	included in the KIT 306 550 300 113			S	FRE	--	E	D1	L1	V	105	L
Fiat Doblo inc. Doblo Cargo	11/00-02/10			306 278 600 001		120	20.0	8.4	90	1300	300 078 300 113		-09/05	--	FRE	--	--	D1	L1	V		B
										306 221 300 107		09/05-	S	FRE	--	E	--	--	V	105	L	
										306 221 300 113		09/05-	S	FRE	--	E	D1	L1	V	105	L	
Fiat Doblo inc. Doblo Cargo	09/05-02/10	KIT		306 278 900 113		120	22.0	8.4	90	1300	included in the KIT 306 221 300 113		09/05-	S	FRE	--	E	D1	L1	V	105	L
Fiat Doblo + Doblo Cargo exc. vehicles with gas drive (CNG) exc. vehicles with park distance control	02/10-			306 368 600 001		60	23.0	9.2	100	1500	306 605 300 107			S	FRE	--	E	--	--	V	90	B
										306 605 300 113			S	FRE	--	E	D1	L1	V	90	B	
		KIT		306 368 900 113		45	25.0	9.2	100	1500	included in the KIT 306 605 300 113			S	FRE	--	E	D1	L1	V	90	B
Fiat Doblo + Doblo Cargo exc. vehicles with gas drive (CNG)	02/10-			306 369 600 001		60	25.0	9.2	100	1500	306 605 300 107			S	FRE	--	E	--	--	V	90	B
										306 605 300 113			S	FRE	--	E	D1	L1	V	90	B	
		KIT		306 369 900 113		60	27.0	9.2	100	1500	included in the KIT 306 605 300 113			S	FRE	--	E	D1	L1	V	90	B



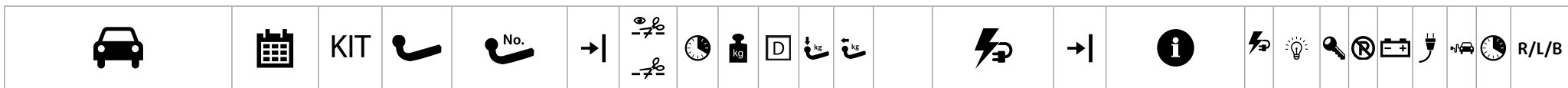
Fiat

Fiat Doblo + Doblo Cargo inc. towball exc. vehicles with gas drive (CNG)	02/10-		306 370 600 001		60	25.0	9.2	100	1500		306 605 300 107			S	FRE	--	E	--	--	V	90	B
													306 605 300 113			S	FRE	--	E	D1	L1	V
Fiat Doblo + Doblo Cargo for vehicles with gas drive (CNG)	02/10-		306 381 600 001		60	25.0	7.0	75	1000		306 605 300 107			S	FRE	--	E	--	--	V	90	B
			KIT		306 381 900 113		60	27.0	7.0	75	1000		included in the KIT 306 605 300 113			S	FRE	--	E	D1	L1	V
Fiat Doblo + Doblo Cargo inc. towball for vehicles with gas drive (CNG)	02/10-		306 382 600 001		60	25.0	7.0	75	1000		306 605 300 107			S	FRE	--	E	--	--	V	90	B
			KIT		306 382 900 113		60	27.0	7.0	75	1000		included in the KIT 306 605 300 113			S	FRE	--	E	D1	L1	V
Fiat Doblo Cargo WorkUP Pick up	08/11-		306 393 600 001		90	28.0	9.3	100	1500		306 392 300 113			S	FRE	--	E1	D1	--	V	90	B
Fiat Ducato Van inc. 4 WD exc. vehicles with gas bottle instead of the spare wheel 4 WD: bolt kit (order no. 906216650002) must be ordered separately. inc. vehicles until 10/95: body reinforcement kit: 306142650002 must be ordered separately. Towball for vehicles with standard chassis: 329089600001. Towball for vehicles with 16" wheels and reinforced springs: 329062600001. When mounting swap system to vehicles with standard chassis we recommend towball: 329141600001	04/94-06/06		306 216 600 001		60	32.7	13.3	150	2500		306 216 300 113		03/02-	S	FRE	--	E	D1	L1	V	75	B
Fiat Ducato Van inc. towball	02/95-06/06		306 329 600 001		60	29.0	12.5	130	2000		306 216 300 113		03/02-	S	FRE	--	E	D1	L1	V	75	B



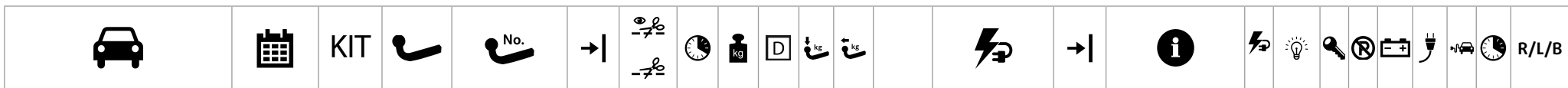
Fiat

<p>Fiat Ducato Van For vehicles with long superstructure L4/XL please order separately a set distance tubes to strengthen the framework, no. 906270650003. Some vehicles 03/08- do not have chassis bores. In this case it is necessary to bore them subsequent. For the mounting time will last 120 min. longer.</p>	06/06-			306 491 600 001		120	32.0	16.9	150	3000		306 271 300 107	02/11- from chassis no. 1948841	S	FRE	--	E	--	--	V	105	B
												306 271 300 113	02/11- from chassis no. 1948841	S	FRE	--	E	D1	L1	V	105	B
												306 510 300 107	-02/11 chassis no. 1948840	S	FRE	--	E	--	--	V	105	B
												306 510 300 113	-02/11 chassis no. 1948840	S	FRE	--	E	D1	L1	V	105	B
<p>Fiat Ducato Van For vehicles with long superstructure L4/XL please order separately a set distance tubes to strengthen the framework, no. 906270650003. Some vehicles 03/08- do not have chassis bores. In this case it is necessary to bore them subsequent. For the mounting time will last 120 min. longer.</p>	06/06-02/11	KIT		306 271 900 113		120	34.0	16.9	150	3000		included in the KIT 306 510 300 113	-02/11 chassis no. 1948840	S	FRE	--	E	D1	L1	V	105	B
<p>Fiat Ducato Van inc. towball For vehicles with long superstructure L4/XL please order separately a set distance tubes to strengthen the framework, no. 906270650003. Some vehicles 03/08- do not have chassis bores. In this case it is necessary to bore them subsequent. For the mounting time will last 120 min. longer.</p>	06/06-			306 357 600 001		60	21.0	15.8	150	3000		306 271 300 107	02/11- from chassis no. 1948841	S	FRE	--	E	--	--	V	105	B
				306 490 600 001		120	32.0	16.9	150	3000		306 271 300 113	02/11- from chassis no. 1948841	S	FRE	--	E	D1	L1	V	105	B
												306 510 300 107	-02/11 chassis no. 1948840	S	FRE	--	E	--	--	V	105	B
												306 510 300 113	-02/11 chassis no. 1948840	S	FRE	--	E	D1	L1	V	105	B
<p>Fiat Ducato Van For vehicles with long superstructure L4/XL please order separately a set distance tubes to strengthen the framework, no. 906270650003. Some vehicles 03/08- do not have chassis bores. In this case it is necessary to bore them subsequent. For the mounting time will last 120 min. longer.</p>	02/11-	KIT		306 272 900 113		120	34.0	16.9	150	3000		included in the KIT 306 271 300 113	02/11- from chassis no. 1948841	S	FRE	--	E	D1	L1	V	105	B
























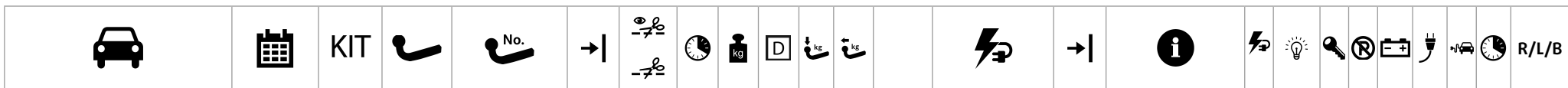
Fiat

Fiat Ducato Chassis Cab inc. towball	02/95-06/06			306 329 600 001 →		60	29.0	12.5	130	2000		300 052 300 107 →	03/02-	--	FRE	--	E1	--	--	V		B
												300 052 300 113	03/02-	--	FRE	--	E1	D1	--	V		B
												300 060 300 113	03/02-	--	C2	--	E1	D1	L1	H	45	B
Fiat Ducato Chassis Cab inc. towball For vehicles with long superstructure L4/XL please order separately a set distance tubes to strengthen the framework, no. 90627065003.	06/06-		 	306 357 600 001 306 492 600 001		60	21.0	15.8	150	3000		306 531 300 107 306 531 300 113		S	FRE	--	E1	--	--	V	90	L
Fiat Ducato Chassis Cab inc. towball 329141600001. For vehicles with long superstructure L4/XL please order separately a set distance tubes to strengthen the framework, no. 90627065003.	06/06-	KIT		306 318 900 113		120	32.5	15.9	150	3000		included in the KIT 306 531 300 113		S	FRE	--	E1	D	--	V	90	L
Fiat Ducato Chassis Cab combi towbar for towball and open end towbars inc. towball, please order open end towbar 329090600001 separately For vehicles with long superstructure L4/XL please order separately a set distance tubes to strengthen the framework, no. 906270650003. Some vehicles 03/08- do not have chassis bores. In this case it is necessary to bore them subsequent. For the mounting time will last 120 min. longer. After mounting the towbar, the license plate must be laid.	06/06-			306 517 600 001		90	50.0	12.5	150	2000		306 531 300 107 306 531 300 113		S	FRE	--	E1	--	--	V	90	L
Fiat Ducato Motor homes no towbar offered												306 531 300 183		S	FRE	--	E1	D	L1	V		B



Fiat

Fiat Fiorino Van / Qubo exc. vehicles with gas drive	02/08-			306 349 600 001		150	16.5	7.5	75	1300		306 580 300 107			S	FRE	--	E	--	--	V	120	B	
				306 350 600 001		150	17.0	7.5	75	1300		306 580 300 113			S	FRE	--	E	D1	L1	V	120	B	
		KIT		306 349 900 113		150	18.5	7.5	75	1300		included in the KIT 306 580 300 113			S	FRE	--	E	D1	L1	V	120	B	
		KIT		306 350 900 113		150	19.0	7.5	75	1300		included in the KIT 306 580 300 113			S	FRE	--	E	D1	L1	V	120	B	
Fiat Fiorino Van / Qubo inc. towball exc. vehicles with gas drive	02/08-			306 351 600 001		150	17.0	7.5	75	1300		306 580 300 107			S	FRE	--	E	--	--	V	120	B	
												306 580 300 113			S	FRE	--	E	D1	L1	V	120	B	
Fiat Freemont exc. Freemont Cross	09/11-			342 198 600 001		90	13.3	9.6	80	1600		300 078 300 113			--	FRE	--	--	--	D1	L1	V		B
				342 199 600 001		90	15.8	9.6	80	1600														
Fiat Fullback Double Cab inc. towball	06/16-			340 124 600 001		60	31.5	14.7	125	3100		340 136 300 107			S	C2	--	--	--	--	V	90	B	
												340 136 300 113			S	C2	--	--	--	D	L1	V	90	B
		KIT		340 124 900 113		60	35.5	14.7	125	3100		included in the KIT 340 136 300 113			S	C2	--	--	--	D	L1	V	90	B
Fiat Grande Punto	10/05-10/09			306 375 600 001		90	19.0	6.7	75	1100		306 252 300 113			S	FRE	--	E	D1	L1	V	105	B	
				306 374 600 001		90	19.0	6.7	75	1100														
Fiat Panda type 169 front wheel drive inc. Panda Sporting inc. Panda Classic 2012- Vehicles with gas drive are not permitted to tow by manufacturer.	09/03-01/12			306 248 600 001		180	17.0	6.9	75	1300		306 249 300 113			S	FRE	--	E	D1	--	V	90	B	



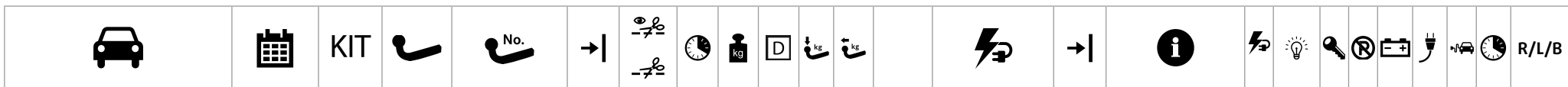
Fiat

Fiat Panda Cross Vehicles with gas drive are not permitted to tow by manufacturer.	10/14-			306 388 600 001		60	18.0	5.8	60	900		306 394 300 107			S	FRE	--	E	--	--	V	105	B
				306 389 600 001		60	19.5	5.8	60	900		306 394 300 113			S	FRE	--	E	D1	--	V	105	B
		KIT		306 388 900 113		60	21.0	5.8	60	900		included in the KIT 306 394 300 113			S	FRE	--	E	D1	--	V	105	B
		KIT		306 389 900 113		60	22.0	5.8	60	900		included in the KIT 306 394 300 113			S	FRE	--	E	D1	--	V	105	B
Fiat Punto EVO	10/09-			306 375 600 001		90	19.0	6.7	75	1100		306 375 300 107			S	CAN	--	E	--	--	V	105	B
				306 374 600 001		90	19.0	6.7	75	1100		306 375 300 113			S	CAN	--	E	D	--	V	105	B
		KIT		306 375 900 113		90	21.0	6.7	75	1100		included in the KIT 306 375 300 113			S	CAN	--	E	D	--	V	105	B
		KIT		306 374 900 113		90	21.0	6.7	75	1100		included in the KIT 306 375 300 113			S	CAN	--	E	D	--	V	105	B
Fiat Qubo / Qubo Trekking exc. vehicles with gas drive	02/08-			306 349 600 001		150	16.5	7.5	75	1300		306 580 300 107			S	FRE	--	E	--	--	V	120	B
				306 350 600 001		150	17.0	7.5	75	1300		306 580 300 113			S	FRE	--	E	D1	L1	V	120	B
		KIT		306 349 900 113		150	18.5	7.5	75	1300		included in the KIT 306 580 300 113			S	FRE	--	E	D1	L1	V	120	B
		KIT		306 350 900 113		150	19.0	7.5	75	1300		included in the KIT 306 580 300 113			S	FRE	--	E	D1	L1	V	120	B
Fiat Qubo / Qubo Trekking inc. towball exc. vehicles with gas drive	02/08-			306 351 600 001		150	17.0	7.5	75	1300		306 580 300 107			S	FRE	--	E	--	--	V	120	B
											306 580 300 113			S	FRE	--	E	D1	L1	V	120	B	

		KIT		No.																			R/L/B
--	--	-----	--	-----	--	--	--	--	--	--	--	--	--	--	--	--	--	--	--	--	--	--	-------

Fiat

Fiat Scudo	01/07-06/16		306 331 600 001		75	22.5	12.2	122	2200	304 400 300 107	S	CAN	C1	E	--	--	H	105	B	
			306 333 600 001		75	22.5	12.2	122	2200	304 400 300 113	S	CAN	C1	E	D	L1	H	105	B	
		KIT		306 331 900 113		75	22.5	12.2	122	2200	included in the KIT 304 400 300 113	S	CAN	C1	E	D	L1	H	105	B
		KIT		306 333 900 113		75	24.5	12.2	122	2200	included in the KIT 304 400 300 113	S	CAN	C1	E	D	L1	H	105	B
Fiat Sedici	04/06-12/14		306 276 600 001		120	24.0	7.1	70	1200	300 072 300 107	--	FRE	--	--	--	--	V		B	
			306 277 600 001			120	25.0	7.1	70	1200	306 520 300 113	S	FRE	--	E	D1	L1	H	45	B
			306 277 600 001			120	25.0	7.1	70	1200	306 520 300 157	S	--	--	E1	--	--	H	45	L
		KIT		306 276 900 113		120	26.0	7.1	70	1200	included in the KIT 306 520 300 113	S	FRE	--	E	D1	L1	H	45	B
Fiat Talento	07/16-		316 312 600 001		60	25.0	12.1	80	2000	316 312 300 107	S	FRE	--	E2	--	--	H	90	B	
			316 312 600 001		60	25.0	12.1	80	2000	316 312 300 113	S	FRE	--	E2	D1	L1	H	90	B	
Fiat Talento inc. towball	07/16-		316 312 900 113		60	26.3	12.1	80	2000	included in the KIT 316 312 300 113	S	FRE	--	E2	D1	L1	H	90	B	
		KIT		316 312 900 113		60	26.3	12.1	80	2000	included in the KIT 316 312 300 113	S	FRE	--	E2	D1	L1	H	90	B
Fiat Talento inc. towball	07/16-		316 408 600 001		60	25.0	12.1	80	2000	316 312 300 107	S	FRE	--	E2	--	--	H	90	B	
			316 408 600 001		60	25.0	12.1	80	2000	316 312 300 113	S	FRE	--	E2	D1	L1	H	90	B	
Fiat Talento inc. towball	07/16-	KIT		316 311 900 113		60	26.3	12.1	80	2000	included in the KIT 316 312 300 113	S	FRE	--	E2	D1	L1	H	90	B
		KIT		316 311 900 113		60	26.3	12.1	80	2000	included in the KIT 316 312 300 113	S	FRE	--	E2	D1	L1	H	90	B
Fiat Tipo sw	09/16-		306 407 600 001		90	21.0	9.0	60	1500	306 469 300 113	S	FRE	--	E	D1	L1	V	120	B	
		KIT		306 407 900 113		90	22.3	9.0	60	1500	included in the KIT 306 469 300 113	S	FRE	--	E	D1	L1	V	120	B



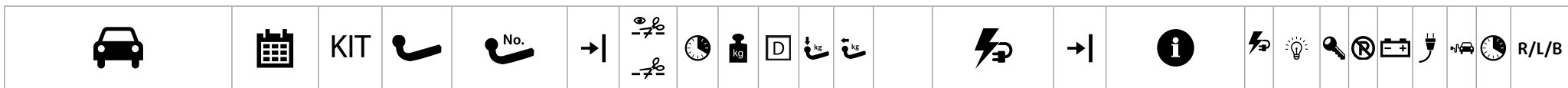
Fiat

Fiat Tipo Hatchback exc. Tipo Sport	09/16-			306 405 600 001		90	22.0	8.7	60	1500		306 469 300 113			S	FRE	--	E	D1	L1	V	120	B
		KIT		306 405 900 113		90	23.3	8.7	60	1500		included in the KIT 306 469 300 113			S	FRE	--	E	D1	L1	V	120	B
Fiat Tipo Sedan	05/16-			306 476 600 001		90	22.0	7.4	60	1200		306 467 300 113			S	FRE	--	E	D1	L1	V	105	B
		KIT		306 476 900 113		90	23.2	7.4	60	1200		included in the KIT 306 467 300 113			S	FRE	--	E	D1	L1	V	105	B
Fiat Ulysse	09/02-07/11			315 098 600 001		75	19.8	10.8	100	1900		300 210 300 113	-09/05	--	A	--	E1	D1	L1	V	90	B	
				315 097 600 001		75	22.0	10.8	100	1900		304 400 300 107	10/05-	S	CAN	C1	E	--	--	H	105	B	
				315 097 600 001		75	22.0	10.8	100	1900		304 400 300 113	10/05-	S	CAN	C1	E	D	L1	H	105	B	
Fiat Ulysse	10/05-07/11	KIT		315 098 900 113		75	21.8	10.8	100	1900		included in the KIT 304 400 300 113	10/05-	S	CAN	C1	E	D	L1	H	105	B	
		KIT		315 097 900 113		75	24.0	10.8	100	1900		included in the KIT 304 400 300 113	10/05-	S	CAN	C1	E	D	L1	H	105	B	

		KIT		No.																			R/L/B
--	--	-----	--	-----	--	--	--	--	--	--	--	--	--	--	--	--	--	--	--	--	--	--	-------

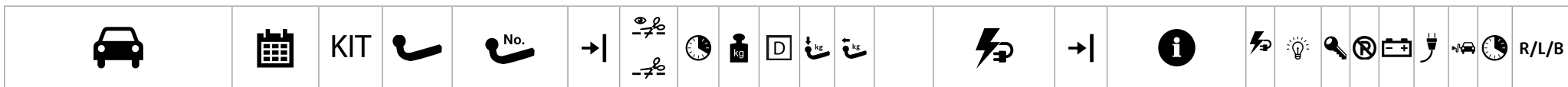
Ford

Ford B-Max	09/12-		307 397 600 001			70	18.5	6.8	65	900		307 397 300 107		S	A	--	E	--	--	V	60	B	
			307 333 600 001			70	19.5	6.8	65	900		307 397 300 113		S	A	--	E	D1	L1	V	60	B	
		KIT		307 397 900 113			70	20.5	6.8	65	900		included in the KIT 307 397 300 113		S	A	--	E	D1	L1	V	60	B
		KIT		307 333 900 113			70	21.5	6.8	65	900		included in the KIT 307 397 300 113		S	A	--	E	D1	L1	V	60	B
Ford C-Max	09/10-		307 508 600 001			60	19.2	10.0	90	1800		307 402 300 107		S	CAN	C	E	--	--	H	45	B	
			307 507 600 001			60	25.0	10.0	90	1800		307 402 300 113		S	CAN	C	E	D	L1	H	45	B	
			307 507 600 001			60	25.0	10.0	90	1800		307 539 300 107	06/15- for vehicles with preparation	S	FRE	C	E2	--	--	H	90	B	
			307 507 600 001			60	25.0	10.0	90	1800		307 539 300 113	06/15- for vehicles with preparation	S	FRE	C	E2	D	L1	H	90	B	
Ford C-Max	06/15-	KIT		307 402 900 113			60	21.0	10.0	90	1800		included in the KIT 307 402 300 113		S	CAN	C	E	D	L1	H	45	B
		KIT		307 441 900 113			60	23.0	10.0	90	1800		included in the KIT 307 402 300 113		S	CAN	C	E	D	L1	H	45	B
Ford C-Max	06/15-	KIT		307 508 900 113			60	23.0	10.0	90	1800		included in the KIT 307 539 300 113	06/15- for vehicles with preparation	S	FRE	C	E2	D	L1	H	90	B
		KIT		307 507 900 113			60	29.0	10.0	90	1800		included in the KIT 307 539 300 113	06/15- for vehicles with preparation	S	FRE	C	E2	D	L1	H	90	B
Ford Ecosport exc. 4 WD only for vehicles with holes in the vehicle frame	10/17-		307 636 600 001			60	21.7	7.0	80	1100		307 489 300 113	10/17- inc. WLC 2.0	S	FRE	C	E2	D1	L1	H	60	B	
			307 637 600 001			60	24.8	7.0	80	1100													
		KIT		307 636 900 113			60	23.3	7.0	80	1100		included in the KIT 307 489 300 113	10/17- inc. WLC 2.0	S	FRE	C	E2	D1	L1	H	60	B
		KIT		307 637 900 113			60	26.4	7.0	80	1100		included in the KIT 307 489 300 113	10/17- inc. WLC 2.0	S	FRE	C	E2	D1	L1	H	60	B



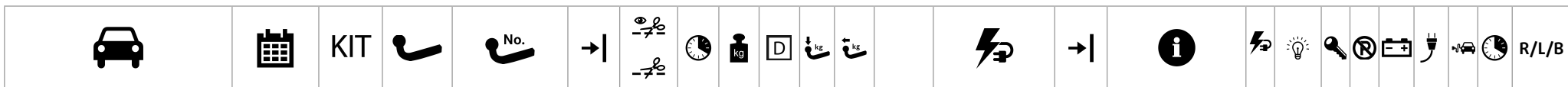
Ford

Ford Fiesta MK8 Vehicles with electric panoramic sunroof: towbar only for vehicles with 1.1 l engines	07/17-			307 658 600 001		75	17.0	6.1	65	1000	307 599 300 113	07/17- inc. WLC 2.0	S	A	C1	E2	D1	L1	V	90	B		
				307 659 600 001		75	18.0	6.1	65	1000													
		KIT		307 599 900 113		75	20.6	6.1	65	1000			included in the KIT 307 599 300 113	07/17- inc. WLC 2.0	S	A	C1	E2	D1	L1	V	90	B
		KIT		307 600 900 113		75	23.5	6.1	65	1000			included in the KIT 307 599 300 113	07/17- inc. WLC 2.0	S	A	C1	E2	D1	L1	V	90	B
Ford Fiesta Van exc. ST / 150 HP	07-			307 283 600 001		75	13.7	6.3	75	1050	307 122 300 113		S	FRE	--	E	D1	L	V	90	L		
		KIT		307 283 900 113		75	15.7	6.3	75	1050			included in the KIT 307 122 300 113	S	FRE	--	E	D1	L	V	90	L	
Ford Focus Active	01/19-			307 652 600 001		60	21.7	9.5	90	1800	307 490 300 113	01/19- 2.0 inc. WLC	S	CAN	C	E	D	L1	V	75	B		
				307 653 600 001		60	24.7	9.5	90	1800													
		KIT		307 652 900 113		60	23.4	9.5	90	1800	included in the KIT 307 490 300 113	01/19- 2.0 inc. WLC	S	CAN	C	E	D	L1	V	75	B		
		KIT		307 653 900 113		60	26.4	9.5	90	1800	included in the KIT 307 490 300 113	01/19- 2.0 inc. WLC	S	CAN	C	E	D	L1	V	75	B		
Ford Focus C-Max Van	10/03-11/10			307 264 600 001		120	21.0	8.7	75	1590	307 264 300 107		S	FRE	--	E	--	--	H	45	B		
				343 038 600 001		90	21.5	8.7	75	1590			307 264 300 113	S	FRE	--	E	D1	--	H	45	B	
		KIT		307 438 900 113		120	23.0	8.7	75	1590	included in the KIT 307 264 300 113	S		FRE	--	E	D1	--	H	45	B		
		KIT		307 407 900 113		90	22.5	8.7	75	1590	included in the KIT 307 264 300 113	S	FRE	--	E	D1	--	H	45	B			
















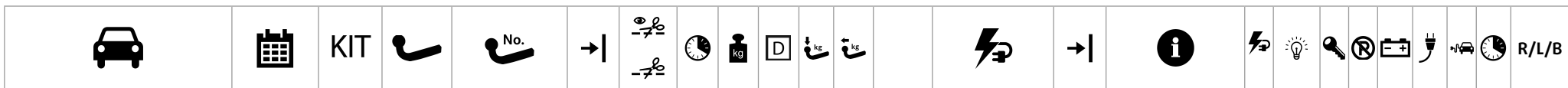
Ford

Ford Focus Coupé-Convertible exc. MPS (260 HP) fits CC-3 and CC3D turbo models	04/07-		343 038 600 001		90	21.5	8.7	75	1590	300 072 300 107			--	FRE	--	--	--	--	V	B		
										300 072 300 113			--	FRE	--	--	D1	L1	V	B		
Ford Focus 3/5 d Hatchback 3/5 doors inc. ST170 exc. special model Edition	10/98-10/04		307 234 600 001		90	14.4	7.3	85	1320	300 072 300 107			--	FRE	--	--	--	--	V	B		
										300 072 300 113			--	FRE	--	--	D1	L1	V	B		
										307 234 300 107			S	FRE	--	E	--	--	V	60	B	
										307 234 300 113			S	FRE	--	E	D1	--	V	60	B	
										307 235 300 155			S	--	--	--	--	--	H	15	B	
Ford Focus 3/5 d Hatchback exc. ST / 225 HP, exc. RS / 300 HP	10/04-01/08	KIT 	307 454 900 113		120	23.0	8.7	75	1590	included in the KIT 307 231 300 113			-01/08	S	FRE	--	E	D1	--	H	60	L
			307 453 900 113							included in the KIT 307 231 300 113			-01/08	S	FRE	--	E	D1	--	H	60	L
Ford Focus 3/5 d Hatchback exc. ST / 225 HP, exc. RS / 300 HP inc. vehicles 01/08-	10/04-03/11		307 264 600 001		120	21.0	8.7	75	1590	307 231 300 113			-01/08	S	FRE	--	E	D1	--	H	60	L
			307 232 300 107							01/08-			S	FRE	--	E	--	--	H	45	B	
			343 038 600 001							01/08-			S	FRE	--	E	D1	L1	H	45	B	
Ford Focus 3/5 d Hatchback exc. ST / 225 HP, exc. RS / 300 HP	01/08-03/11	KIT 	307 264 900 113		120	23.0	8.7	75	1590	included in the KIT 307 232 300 113			01/08-	S	FRE	--	E	D1	L1	H	45	B
			307 436 900 113							included in the KIT 307 232 300 113			01/08-	S	FRE	--	E	D1	L1	H	45	B





























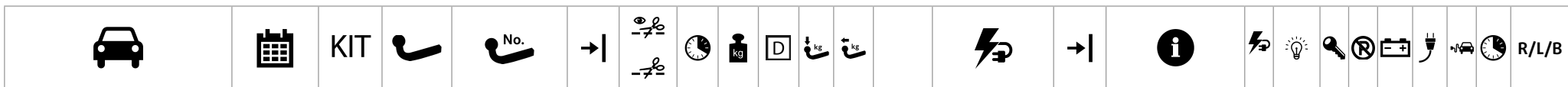
Ford

Ford Focus 3/5 d Hatchback 06/12-: With vehicles with 1,0 GTDi motor it could be possible that an additional water pump is necessary. Please find details in TSB 35/2012. exc. EcoBoost S / Individual Styling Package inc. facelift 11/2014-	03/11-08/18		307 459 600 001		60	21.0	10.0	90	1500	307 402 300 107			S	CAN	C	E	--	--	H	45	B	
			307 461 600 001		60	21.0	9.5	90	1500				307 402 300 113	S	CAN	C	E	D	L1	H	45	B
		KIT		307 459 900 113		60	23.0	10.0	75	1500	included in the KIT 307 402 300 113			S	CAN	C	E	D	L1	H	45	B
		KIT		307 461 900 113		60	23.0	10.0	75	1500	included in the KIT 307 402 300 113			S	CAN	C	E	D	L1	H	45	B
Ford Focus 3/5 d Hatchback HN 5 doors inc. ST-Line	09/18-		307 652 600 001		60	21.7	9.5	90	1800	307 490 300 113		09/18- inc. WLC 2.0	S	CAN	C	E	D	L1	V	75	B	
			307 653 600 001		60	24.7	9.5	90	1800				S	CAN	C	E	D	L1	V	75	B	
		KIT		307 652 900 113		60	23.4	9.5	90	1800	included in the KIT 307 490 300 113		09/18- inc. WLC 2.0	S	CAN	C	E	D	L1	V	75	B
		KIT		307 653 900 113		60	26.4	9.5	90	1800	included in the KIT 307 490 300 113			S	CAN	C	E	D	L1	V	75	B
Ford Focus Saloon 06/12-: With vehicles with 1,0 GTDi motor it could be possible that an additional water pump is necessary. Please find details in TSB 35/2012. exc. EcoBoost S / Individual Styling Package inc. facelift 11/2014-	04/11-18		307 463 600 001		90	23.0	10.0	90	1500	307 402 300 107		-18	S	CAN	C	E	--	--	H	45	B	
			307 402 300 113		307 402 300 113	-18	S	CAN	C	E			D	L1	H	45	B					
Ford Focus Estate	01/99-03/05		307 238 600 001			90	20.4	7.4	90	1300	300 072 300 113		for vehicles without central plug connection	--	FRE	--	--	D1	L1	V		B
			307 234 300 107								for vehicles with central plug connection			S	FRE	--	E	--	--	V	60	B
			307 234 300 113								for vehicles with central plug connection			S	FRE	--	E	D1	--	V	60	B
			307 235 300 155								additional kit for 307234300107/113 08/03-			S	--	--	--	--	--	H	15	B



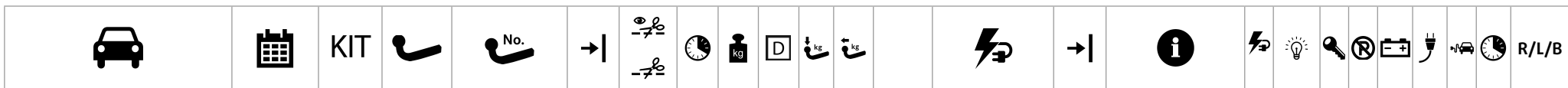
Ford

Ford Focus Estate exc. ST / 225 HP	03/05-04/11			307 337 600 001		150	20.5	8.5	75	1500		307 240 300 107			S	FRE	--	E	--	--	H	45	L
				307 338 600 001		150	26.0	8.5	75	1500		307 240 300 113			S	FRE	--	E	D1	--	H	45	L
Ford Focus Estate exc. ST / 225 HP inc. vehicles 01/08-	03/05-04/11	KIT		307 337 900 113		150	22.5	8.5	75	1500		included in the KIT 307 240 300 113			S	FRE	--	E	D1	--	H	45	L
				307 338 900 113		150	26.0	8.5	75	1500		included in the KIT 307 240 300 113			S	FRE	--	E	D1	--	H	45	L
Ford Focus Estate exc. ST / 225 HP Please order separately: foam carrier for antenna for vehicles with keyless entry, order no. 907456630001. 06/12-: With vehicles with 1,0 GTDi motor it could be possible that an additional water pump is necessary. Please find details in TSB 35/2012 exc. EcoBoost S / Individual Styling Package inc. facelift 11/2014-	04/11-08/18			307 456 600 001		90	23.0	10.0	90	1500		307 402 300 107			S	CAN	C	E	--	--	H	45	B
				307 458 600 001		90	24.0	10.0	90	1500		307 402 300 113			S	CAN	C	E	D	L1	H	45	B
		KIT		307 456 900 113		90	25.0	10.0	75	1500		included in the KIT 307 402 300 113			S	CAN	C	E	D	L1	H	45	B
		KIT		307 458 900 113		90	26.0	10.0	75	1500		included in the KIT 307 402 300 113			S	CAN	C	E	D	L1	H	45	B
Ford Focus Estate HP inc. ST-Line	09/18-			307 652 600 001		60	21.7	9.5	90	1800		307 490 300 113	09/18- 2.0	inc. WLC	S	CAN	C	E	D	L1	V	75	B
				307 653 600 001		60	24.7	9.5	90	1800													
		KIT		307 652 900 113		60	23.4	9.5	90	1800		included in the KIT 307 490 300 113	09/18- 2.0	inc. WLC	S	CAN	C	E	D	L1	V	75	B
		KIT		307 653 900 113		60	26.4	9.5	90	1800		included in the KIT 307 490 300 113	09/18- 2.0	inc. WLC	S	CAN	C	E	D	L1	V	75	B
Ford Fusion exc. vehicles with park distance control exc. Calero	04/02-			307 289 600 001		75	15.8	6.3	75	1050		300 072 300 107			--	FRE	--	--	--	--	V		B
												300 072 300 113			--	FRE	--	--	D1	L1	V		B
													307 122 300 113	11/05-		S	FRE	--	E	D1	L	V	90



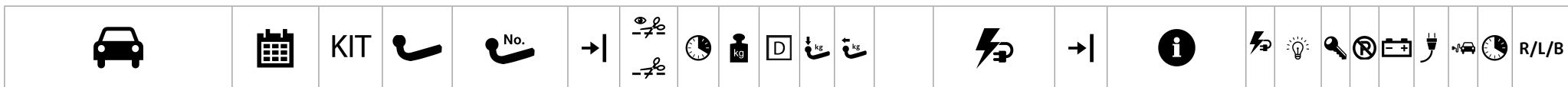
Ford

Ford Fusion exc. vehicles with park distance control exc. Calero	11/05-	KIT		307 289 900 113		75	17.8	6.3	75	1050		included in the KIT 307 122 300 113	11/05-	S	FRE	--	E	D1	L	V	90	L
Ford Galaxy thermal-insulation plate inc. inc. 4WD bumper bracket is not necessary	05/00-06			321 665 600 001		90	24.0	12.5	100	2500		321 458 300 107		S	FRE	--	E	--	--	H	60	B
				321 775 600 001		90	26.0	12.5	100	2500		321 458 300 113		S	FRE	--	E	D1	L1	H	60	B
		KIT		321 665 900 113		90	26.0	12.5	100	2500		included in the KIT 321 458 300 113		S	FRE	--	E	D1	L1	H	60	B
		KIT		321 775 900 113		90	28.0	12.5	100	2500		included in the KIT 321 458 300 113		S	FRE	--	E	D1	L1	H	60	B
Ford Galaxy 7 seater without height control	05/06-09/15			307 306 600 001		90	17.0	12.1	90	2000		307 400 300 107		S		C	E	--	--		45	B
				307 355 600 001		90	19.5	12.1	90	2000		307 400 300 113		S		C	E	D	L1		45	B
		KIT		307 306 900 113		90	19.0	11.1	90	2000		included in the KIT 307 400 300 113		S		C	E	D	L1		45	B
		KIT		307 355 900 113		90	21.5	11.1	90	2000		included in the KIT 307 400 300 113		S		C	E	D	L1		45	B
Ford Galaxy 7 seater with height control	05/06-09/15			307 356 600 001		90	19.5	11.1	90	2000		307 400 300 107		S		C	E	--	--		45	B
												307 400 300 113		S		C	E	D	L1		45	B
Ford Galaxy 7 seater without height control Please order separately cover for bumper cutout at Ford dealer s. exc. vehicles with tailgate that opens by sensor (foot sensor)	09/15-			307 497 600 001		90	20.0	12.1	90	2000		307 499 300 107		S	A	C1	E2	--	--	H	60	B
												307 499 300 113		S	A	C1	E2	D1	L1	H	60	B
		KIT		307 497 900 113		90	27.0	12.1	90	2000		included in the KIT 307 499 300 113		S	A	C1	E2	D1	L1	H	60	B
Ford Galaxy 7 seater with height control Please order separately cover for bumper cutout at Ford dealer s. exc. vehicles with tailgate that opens by sensor (foot sensor)	09/15-			307 498 600 001		90	20.0	12.1	90	2000		307 499 300 107		S	A	C1	E2	--	--	H	60	B
												307 499 300 113		S	A	C1	E2	D1	L1	H	60	B



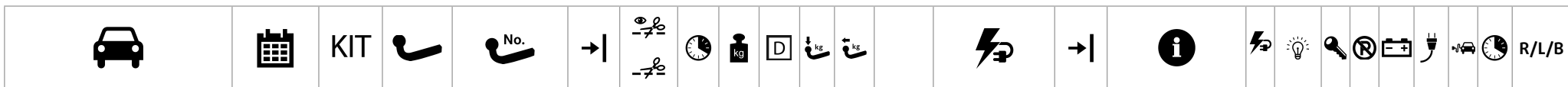
Ford

Ford Galaxy 7 seater without height control exc. vehicles with tailgate that opens by sensor (foot sensor)	09/15-			307 496 600 001			90	20.0	12.1	90	2000		307 499 300 107			S	A	C1	E2	--	--	H	60	B		
													307 499 300 113			S	A	C1	E2	D1	L1	H	60	B		
		KIT		307 496 900 113			90	24.0	12.1	90	2000		included in the KIT 307 499 300 113			S	A	C1	E2	D1	L1	H	60	B		
Ford Grand C-Max inc. Titanium	09/10-			307 508 600 001			60	19.2	10.0	90	1800		307 402 300 107			S	CAN	C	E	--	--	H	45	B		
													307 402 300 113			S	CAN	C	E	D	L1	H	45	B		
						307 507 600 001			60	25.0	10.0	90	1800	307 539 300 107		06/15- for vehicles with preparation	S	FRE	C	E2	--	--	H	90	B	
														307 539 300 113		06/15- for vehicles with preparation	S	FRE	C	E2	D	L1	H	90	B	
		KIT		307 402 900 113			60	21.0	10.0	90	1800		included in the KIT 307 402 300 113			S	CAN	C	E	D	L1	H	45	B		
		KIT		307 441 900 113			60	23.0	10.0	90	1800		included in the KIT 307 402 300 113			S	CAN	C	E	D	L1	H	45	B		
Ford Grand C-Max inc. Titanium	06/15-	KIT		307 508 900 113			60	23.0	10.0	90	1800		included in the KIT 307 539 300 113		06/15- for vehicles with preparation	S	FRE	C	E2	D	L1	H	90	B		
		KIT		307 507 900 113				60	29.0	10.0	90	1800		included in the KIT 307 539 300 113		06/15- for vehicles with preparation	S	FRE	C	E2	D	L1	H	90	B	
Ford KA+	06/16-			307 658 600 001			75	17.0	6.1	65	1000															
													307 576 300 113		inc. WLC 2.0	S	A	C1	E	D1	--	V	90	B		
						307 659 600 001			75	18.0	6.1	65	1000													
				KIT		307 658 900 113			75	20.7	6.1	65	1000		included in the KIT 307 576 300 113		inc. WLC 2.0	S	A	C1	E	D1	--	V	90	B
		KIT		307 659 900 113			90	23.6	6.1	65	1000		included in the KIT 307 576 300 113		inc. WLC 2.0	S	A	C1	E	D1	--	V	90	B		



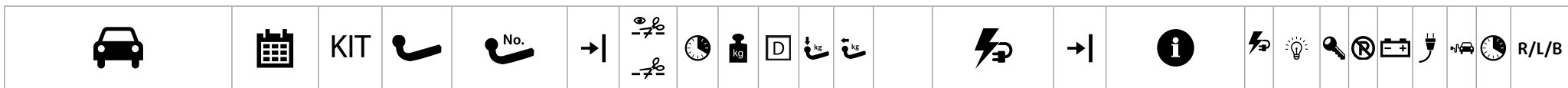
Ford

Ford Kuga	05/08-04/13			307 564 600 001		120	26.0	10.6	105	2100	307 280 300 113	S	FRE	--	E	D1	L1	H	90	B	
				307 565 600 001		120	26.0	10.6	105	2100											
		KIT		307 564 900 113		120	28.0	10.6	100	2100											included in the KIT 307 280 300 113
		KIT		307 565 900 113		120	27.0	10.6	105	2100											included in the KIT 307 280 300 113
Ford Kuga	04/13-19			307 566 600 001		120	23.0	11.0	100	2100	307 473 300 107	S	CAN	C	E	--	--		60	B	
				307 567 600 001		120	25.0	11.0	100	2100											307 473 300 113
		KIT		307 566 900 113		120	25.0	11.0	100	2100	included in the KIT 307 473 300 113										
		KIT		307 567 900 113		120	27.0	11.0	100	2100	included in the KIT 307 473 300 113										
Ford Mondeo 4d sedan & 5d Hatchback exc. ST 220 With models Ghia/Titanium/ Platinum 01/05- we recommend to exchange the spoiler for optical reasons into the standard spoiler.	11/00-06/07			307 241 600 001			60	18.3	11.0	120	2000	300 072 300 107	--	FRE	--	--	--	--	V	B	
																					300 072 300 113
Ford Mondeo Saloon/ Hatchback 4/5 doors exc. vehicles with height control, exc. for "Vignale"	01/15-			307 475 600 001		90	22.5	11.9	100	2500	307 478 300 107	S	A	C1	E2	--	--	H	90	B	
KIT		307 475 900 113		90	24.5	11.9	100	2500	included in the KIT 307 478 300 113												
Ford Mondeo Saloon/ Hatchback 4/5 doors inc. vehicles with height control, exc. for "Vignale"	01/15-			307 476 600 001		90	25.0	11.9	100	2500	307 478 300 107	S	A	C1	E2	--	--	H	90	B	
		KIT		307 476 900 113		90	27.0	11.9	100	2500	included in the KIT 307 478 300 113										













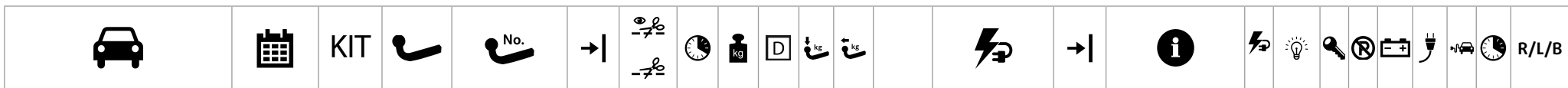
Ford

Ford Mondeo Saloon/ Hatchback 4 doors models 10/10- = visible cutout exc. Titanium X Sport	06/07-14		307 332 600 001			90	17.5	11.6	90	2120		307 400 300 107			S		C	E	--	--		45	B	
															S		C	E	D	L1		45	B	
Ford Mondeo Saloon/ Hatchback 5 doors	06/07-12/14		307 329 600 001			90	17.0	11.6	90	2120		307 400 300 107			S		C	E	--	--		45	B	
															S		C	E	D	L1		45	B	
KIT			307 329 900 113			90	19.0	11.6	90	2120		included in the KIT 307 400 300 113			S		C	E	D	L1		45	B	
Ford Mondeo Estate inc. vehicles with height control exc. ST220	11/00-06/07		307 431 600 001			120	19.0	11.0	85	2000		307 244 300 107	→		S	FRE	--	E	--	--	V	75	L	
															S	FRE	--	E	D1	--	V	75	B	
Ford Mondeo Estate Ghia / Titanium / Platinum exc. ST220	05/05-06/07		307 430 600 001	→		120	19.0	11.0	80	2000		307 244 300 107	→		S	FRE	--	E	--	--	V	75	L	
															S	FRE	--	E	D1	--	V	75	B	
Ford Mondeo Estate exc. vehicles with height control	06/07-12/14		307 403 600 001			150	17.5	11.6	90	2120		307 400 300 107			S		C	E	--	--		45	B	
															S		C	E	D	L1		45	B	
		KIT		307 403 900 113			150	19.5	11.6	90	2120		included in the KIT 307 400 300 113			S		C	E	D	L1		45	B
																S		C	E	D	L1		45	B
KIT		307 455 900 113			150	21.5	11.6	90	2120		included in the KIT 307 400 300 113			S		C	E	D	L1		45	B		
														S		C	E	D	L1		45	B		
Ford Mondeo Estate exc. vehicles with height control, exc. for "Vignale"	01/15-		307 475 600 001			90	22.5	11.9	100	2500		307 478 300 107			S	A	C1	E2	--	--	H	90	B	
															S	A	C1	E2	D1	L1	H	90	B	
KIT			307 475 900 113			90	24.5	11.9	100	2500		included in the KIT 307 478 300 113			S	A	C1	E2	D1	L1	H	90	B	
															S	A	C1	E2	D1	L1	H	90	B	
Ford Mondeo Estate inc. vehicles with height control, exc. for "Vignale"	01/15-		307 476 600 001			90	25.0	11.9	100	2500		307 478 300 107			S	A	C1	E2	--	--	H	90	B	
															S	A	C1	E2	D1	L1	H	90	B	
		KIT		307 476 900 113			90	27.0	11.9	100	2500		included in the KIT 307 478 300 113			S	A	C1	E2	D1	L1	H	90	B
S	A															C1	E2	D1	L1	H	90	B		



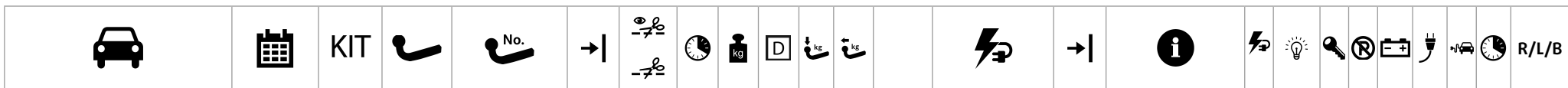
Ford

Ford Ranger III inc. towball for vehicles with integrated step in the bumper	03/12-		307 613 600 001			30	30.6	16.0	220	3350		307 556 300 113	03/16-	S	CAN	C1	E2	D1	L1	V	90	B										
												343 069 300 113		-02/16	S	CAN	C	E	D	--	V	60	B									
Ford Ranger III towball inc. for vehicles with integrated step in the bumper	03/12-02/16	KIT		307 613 900 113		30	35.6	16.0	220	3350		included in the KIT 343 069 300 113	-02/16	S	CAN	C	E	D	--	V	60	B										
Ford Ranger III inc. towball for vehicles with bumper with integrated step	03/16-	KIT		307 556 900 113		30	35.6	16.0	220	3350		included in the KIT 307 556 300 113	03/16-	S	CAN	C1	E2	D1	L1	V	90	B										
Ford S-Max without height control with styling package by Ford Individual + for S-Max Titanium S = visible cutout	05/06-09/15			307 304 600 001		90	17.7	12.1	90	2000		307 400 300 107		S		C	E	--	--		45	B										
												307 305 600 001			S		C	E	D	L1		45	B									
												KIT			307 304 900 113		90	19.7	11.1	90	2000		included in the KIT 307 400 300 113	S		C	E	D	L1		45	B
												KIT			307 305 900 113		90	21.5	11.1	90	2000		included in the KIT 307 400 300 113	S		C	E	D	L1		45	B
Ford S-Max with height control with styling package by Ford Individual + for S-Max Titanium S = visible cutout	05/06-09/15			307 308 600 001		90	19.5	11.1	90	2000		307 400 300 107		S		C	E	--	--		45	B										
												307 400 300 113		S		C	E	D	L1		45	B										
Ford S-Max without height control Please order separately cover for bumper cutout at Ford dealer's. exc. vehicles with tailgate that opens by sensor (foot sensor)	09/15-			307 497 600 001		90	20.0	12.1	90	2000		307 499 300 107		S	A	C1	E2	--	--	H	60	B										
												307 499 300 113		S	A	C1	E2	D1	L1	H	60	B										
												KIT			307 497 900 113		90	27.0	12.1	90	2000		included in the KIT 307 499 300 113	S	A	C1	E2	D1	L1	H	60	B
Ford S-Max with height control Please order separately cover for bumper cutout at Ford dealer's. exc. vehicles with tailgate that opens by sensor (foot sensor)	09/15-			307 498 600 001		90	20.0	12.1	90	2000		307 499 300 107		S	A	C1	E2	--	--	H	60	B										
												307 499 300 113		S	A	C1	E2	D1	L1	H	60	B										



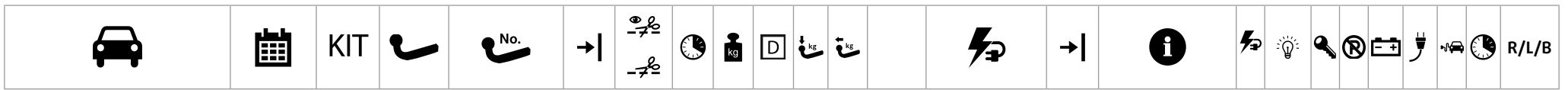
Ford

Ford S-Max without height control exc. vehicles with tailgate that opens by sensor (foot sensor)	09/15-			307 496 600 001				90	20.0	12.1	90	2000		307 499 300 107			S	A	C1	E2	--	--	H	60	B	
															307 499 300 113			S	A	C1	E2	D1	L1	H	60	B
		KIT		307 496 900 113				90	24.0	12.1	90	2000		included in the KIT 307 499 300 113			S	A	C1	E2	D1	L1	H	60	B	
Ford Transit Connect Tourneo exc. vehicles with LPG /gas drive	01/03-12/13			307 262 600 001				120	16.0	8.1	75	1250		307 360 300 107			S	FRE	--	E1	--	--	H	60	B	
														307 360 300 113			S	FRE	--	E1	D1	L1	H	60	B	
		KIT		307 262 900 113				120	18.0	8.1	75	1250		included in the KIT 307 360 300 113			S	FRE	--	E1	D1	L1	H	60	B	
Ford Tourneo Connect	02/14-			307 500 600 001				90	15.5	8.3	75	1250		307 500 300 107		-08/18 for vehicles with preparation	S	CAN		E	--	--	H	60	B	
					307 501 600 001				90	15.5	8.3	75	1250		307 500 300 113		-08/18 for vehicles with preparation	S	CAN		E	D	L1	H	60	B
														307 576 300 113		09/18- WLC 2.0	inc.	S	A	C1	E	D1	--	V	90	B
Ford Tourneo Connect inc. towball	02/14-			307 526 600 001				90	17.2	8.3	75	1250		307 500 300 107		-08/18 for vehicles with preparation	S	CAN		E	--	--	H	60	B	
													307 500 300 113		-08/18 for vehicles with preparation	S	CAN		E	D	L1	H	60	B		
													307 576 300 113		09/18- WLC 2.0	inc.	S	A	C1	E	D1	--	V	90	B	
Ford Tourneo Connect	02/14-08/18	KIT		307 500 900 113				90	16.6	8.3	75	1250		included in the KIT 307 500 300 113		-08/18 for vehicles with preparation	S	CAN		E	D	L1	H	60	B	
		KIT		307 501 900 113					90	16.6	8.3	75	1250		included in the KIT 307 500 300 113		-08/18 for vehicles with preparation	S	CAN		E	D	L1	H	60	B
Ford Tourneo Connect	09/18-	KIT		307 576 900 113				90	16.6	8.3	75	1250		included in the KIT 307 576 300 113		09/18- WLC 2.0	inc.	S	A	C1	E	D1	--	V	90	B
		KIT		307 577 900 113					90	16.6	8.3	75	1250		included in the KIT 307 576 300 113		09/18- WLC 2.0	inc.	S	A	C1	E	D1	--	V	90




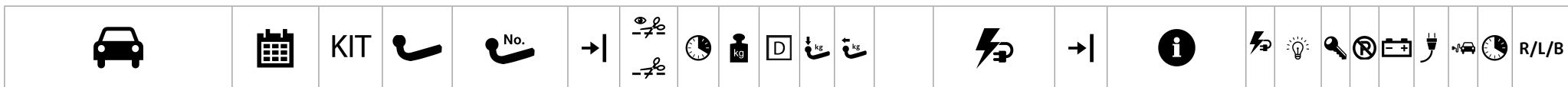
Ford

Ford Transit Connect inc. towball	02/14-			307 526 600 001				90	17.2	8.3	75	1250		307 500 300 107	-08/18 for vehicles with preparation	S	CAN	E	--	--	H	60	B	
														307 500 300 113	-08/18 for vehicles with preparation	S	CAN	E	D	L1	H	60	B	
Ford Transit Connect	02/14-08/18	KIT		307 500 900 113				90	16.6	8.3	75	1250		included in the KIT 307 500 300 113	-08/18 for vehicles with preparation	S	CAN	E	D	L1	H	60	B	
		KIT		307 501 900 113				90	16.6	8.3	75	1250		included in the KIT 307 500 300 113	-08/18 for vehicles with preparation	S	CAN	E	D	L1	H	60	B	
Ford Transit Courier	06/14-			307 521 600 001				60	17.0	8.3	75	1200												
				307 638 600 001				45	18.9	5.9	50	910		307 573 300 113		S	A	C1	E1	D1	--	H	75	B
				307 639 600 001				45	20.3	5.9	50	910												
		KIT		307 521 900 113				60	19.0	8.3	75	1200		included in the KIT 307 573 300 113		S	A	C1	E1	D1	--	H	75	B
		KIT		307 638 900 113				45	20.6	5.9	50	910		included in the KIT 307 573 300 113		S	A	C1	E1	D1	--	H	75	B
		KIT		307 639 900 113				45	22.0	5.9	50	910		included in the KIT 307 573 300 113		S	A	C1	E1	D1	--	H	75	B
Ford Transit Custom Van	11/12-			307 382 600 001				30	17.2	14.9	120	2800		307 386 300 107	-04/16	S	CAN	C	E	--	--	V	90	B
				307 385 600 001				30	23.0	14.9	120	2800		307 575 300 107	05/16-	S	A	C1	E2	--	--	V	75	B
				307 385 600 001				30	23.0	14.9	120	2800		307 575 300 113	05/16-	S	A	C1	E2	D	L1	V	75	B
Ford Transit Custom Van inc. towball	11/12-04/16	KIT		307 382 900 113				30	19.0	14.9	120	2800		included in the KIT 307 386 300 113		S	CAN	C	E	D	L1	V	90	B
Ford Transit Custom Van	11/12-04/16	KIT		307 385 900 113				30	25.0	14.9	120	2800		included in the KIT 307 386 300 113		S	CAN	C	E	D	L1	V	90	B



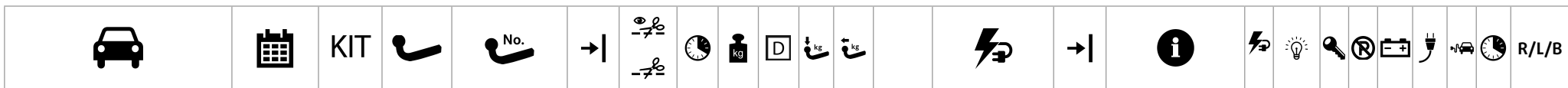
Ford

Ford Transit Chassis Cab V363 inc. towball exc. 4,7 t gross load weight and/ or 7,0 t towing weight	06/14-		307 612 600 001			45	19.0	17.2	140	3500		307 386 300 107	-04/16	S	CAN	C	E	--	--	V	90	B
												307 386 300 113	-04/16	S	CAN	C	E	D	L1	V	90	B



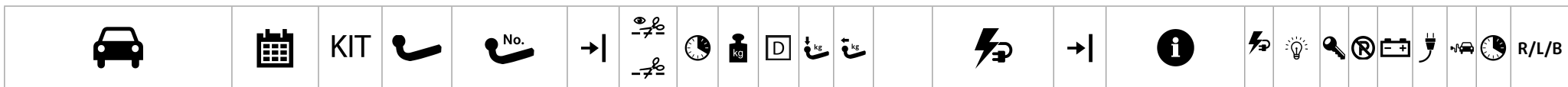
Honda

Honda Accord Saloon exc. Estate	02/03-06/08		338 074 600 001	→		90	21.0	8.3	75	1500		300 072 300 107			--	FRE	--	--	--	--	V		B
													300 072 300 113			--	FRE	--	--	D1	L1	V	
Honda Accord Saloon (CU) exc. type S	01/08-12/15		338 065 600 001	→		90	20.0	9.5	75	1700		300 072 300 107			--	FRE	--	--	--	--	V		B
													300 072 300 113			--	FRE	--	--	D1	L1	V	
Honda Accord Tourer (CL)	04/03-08		338 086 600 001	→		120	21.0	8.8	75	1500		300 072 300 107			--	FRE	--	--	--	--	V		B
													300 072 300 113			--	FRE	--	--	D1	L1	V	
Honda Accord Tourer (CW)	01/08-12/15		338 065 600 001	→		90	20.0	9.5	75	1700		300 072 300 107			--	FRE	--	--	--	--	V		B
													300 072 300 113			--	FRE	--	--	D1	L1	V	
Honda CRV	01/07-11/12		338 053 600 001			60	20.0	10.4	100	2000		338 680 300 113			S	FRE	--	E2	D1	--	H	60	B
			KIT		338 053 900 113			60	22.0	10.4	100	2000		included in the KIT 338 680 300 113			S	FRE	--	E2	D1	--	H
Honda CRV	11/12-09/18		338 107 600 001			90	19.0	10.7	100	2000		300 210 300 107			--	A	--	E1	--	--	V	90	B
													300 210 300 113			--	A	--	E1	D1	L1	V	90
Honda CRV V	10/18-		338 130 600 001			60	25.5	10.6	120	2000													
Honda CRV V Hybrid	12/18-		338 130 600 001			60	25.5	10.6	120	2000													



























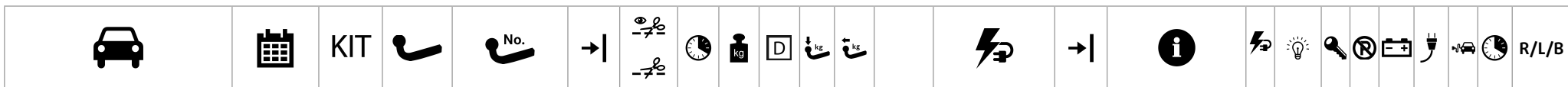
Honda

Honda Civic 3 / 5 doors exc. Civic "R"	01/06-			338 091 600 001		60	22.0	8.3	75	1500		300 072 300 107			--	FRE	--	--	--	--	V		B
													300 072 300 113			--	FRE	--	--	D1	L1	V	
Honda Civic 5 doors	01/12-08/16			338 103 600 001			22.0	8.3	75	1500		300 210 300 107			--	A	--	E1	--	--	V	90	B
				338 104 600 001		23.0	8.3	75	1500		300 210 300 113			--	A	--	E1	D1	L1	V	90	B	
Honda Civic 5 doors exc. type R	09/16-			338 127 600 001		60	19.5	8.5	103	1550		338 145 300 107			S	A	--	--	--	--	V	90	B
				338 128 600 001		60	20.0	8.5	103	1550		338 145 300 113			S	A	--	E2	D1	--	V	90	B
		KIT		338 127 900 113		75	25.1	11.6		1550		included in the KIT 338 145 300 113			S	A	--	E2	D1	--	V	90	B
		KIT		338 128 900 113		75	26.3	8.5	103	1550		included in the KIT 338 145 300 113			S	A	--	E2	D1	--	V	90	B
Honda Civic Tourer	02/14-			338 119 600 001		90	24.0	8.2	75	1400		300 210 300 107			--	A	--	E1	--	--	V	90	B
				338 120 600 001		75	26.0	8.2	75	1400		300 210 300 113			--	A	--	E1	D1	L1	V	90	B
Honda Civic X	02/17-			338 127 600 001		60	19.5	8.5	103	1550													
				338 128 600 001		60	20.0	8.5	103	1550													



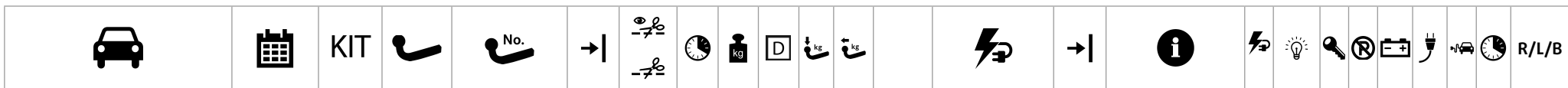
Honda

Honda HRV	09/15-			338 109 600 001			120	21.2	8.1	60	1400		338 110 300 107			S	A	--	E2	--	--	V	90	B
				338 110 600 001			120	22.3	8.1	60	1400		338 110 300 113			S	A		E2	D	L1	V	90	B
			KIT 	338 109 900 113			120	25.0	8.1	60	1400		included in the KIT 338 110 300 113			S	A		E2	D	L1	V	90	B
			KIT 	338 110 900 113			120	27.0	8.1	60	1400		included in the KIT 338 110 300 113			S	A		E2	D	L1	V	90	B
Honda Jazz	-11/08			338 059 600 001			60	18.5	5.9	70	1000		300 072 300 107			--	FRE	--	--	--	--	V		B
				338 059 600 001			60	18.5	5.9	70	1000		300 072 300 113			--	FRE	--	--	D1	L1	V		B
Honda Jazz exc. Hybrid	11/08-09/15			338 116 600 001			90	21.0	6.6	80	1100		300 210 300 107			--	A	--	E1	--	--	V	90	B
				338 116 600 001			90	21.0	6.6	80	1100		300 210 300 113			--	A	--	E1	D1	L1	V	90	B
Honda Jazz	09/15-			338 125 600 001			60	20.0	6.2	95	1000		300 210 300 107			--	A	--	E1	--	--	V	90	B
				338 126 600 001			60	22.0	6.2	95	1000		300 210 300 113			--	A	--	E1	D1	L1	V	90	B

























Hyundai

Hyundai i 30 Hatchback exc. 2.0 N exc. AdBlue exc. vehicles with park distance control	01/17-08/18			346 123 600 001		60	21.8	8.3	80	1500		346 143 300 107			S	A	--	E2	--	--	V	90	B	
												346 143 300 113			S	A	--	E2	D1	L1	V	90	B	
		KIT		346 111 900 113		60	26.8	8.3	80	1500		included in the KIT 346 143 300 113			S	A	--	E2	D1	L1	V	90	B	
Hyundai I 30 Stationwagon exc. vehicles with park distance control	03/08-05/12			346 053 600 001		90	23.0	8.7	80	1500		300 210 300 107			--	A	--	E1	--	--	V	90	B	
												300 210 300 113			--	A	--	E1	D1	L1	V	90	B	
Hyundai I 30 Stationwagon	03/08-05/12			346 060 600 001			90	26.0	8.7	80	1500		300 210 300 107			--	A	--	E1	--	--	V	90	B
												300 210 300 113			--	A	--	E1	D1	L1	V	90	B	
Hyundai I 30 Stationwagon exc. 2.0 N exc. AdBlue	07/17-			346 124 600 001		60	21.8	8.3	80	1500		346 145 300 107			S	A	C1	E2	--	--	V	90	B	
												346 145 300 113			S	A	C1	E2	D1	L1	V	90	B	
		KIT		346 124 900 113		60	23.8	8.3	80	1500		included in the KIT 346 145 300 113			S	A	C1	E2	D1	L1	V	90	B	
Hyundai I 30 Stationwagon exc. vehicles with park distance control exc. 2.0 N	07/17-			346 123 600 001		60	21.8	8.3	80	1500		346 145 300 107			S	A	C1	E2	--	--	V	90	B	
												346 145 300 113			S	A	C1	E2	D1	L1	V	90	B	
		KIT		346 123 900 113		60	22.6	8.3	80	1500		included in the KIT 346 145 300 113			S	A	C1	E2	D1	L1	V	90	B	
Hyundai I 30 cw Stationwagon	06/12-06/17			345 111 600 001		60	19.0	8.5	75	1500					S	A	--	E1	D1	--	V	75	L	
												346 071 300 113			S	A	--	E1	D1	--	V	75	L	
		KIT		346 073 900 113		90	22.0	8.5	75	1500		included in the KIT 346 071 300 113			S	A	--	E1	D1	--	V	75	L	
		KIT		346 074 900 113		90	25.0	8.5	75	1500		included in the KIT 346 071 300 113			S	A	--	E1	D1	--	V	75	L	
													300 210 300 113			--	A	--	E1	D1	L1	V	90	B
Hyundai I 40 Saloon	02/12-			346 070 600 001		90	19.0	9.8	75	1800														
												300 210 300 113			--	A	--	E1	D1	L1	V	90	B	




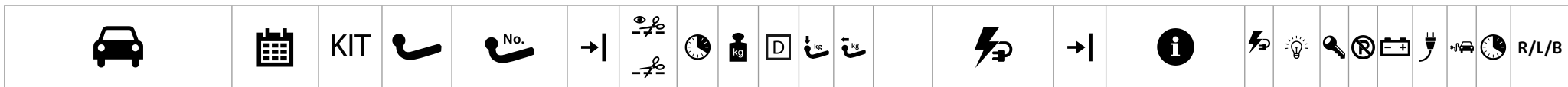
Hyundai

Hyundai Tucson	09/04-03/10			346 018 600 001		90	20.6	10.9	90	2200	346 018 300 113			S	FRE	--	E1	D1	L1	H	45	B
				346 019 600 001		90	23.5	10.9	90	2200												
		KIT		346 018 900 113		90	22.6	10.9	90	2200	included in the KIT 346 018 300 113			S	FRE	--	E1	D1	L1	H	45	B
		KIT		346 019 900 113		90	25.5	10.9	90	2200	included in the KIT 346 018 300 113			S	FRE	--	E1	D1	L1	H	45	B
Hyundai Tucson	07/15-06/18			346 103 600 001		60	25.0	11.3	100	2200	346 049 300 107	-06/18	S	A	--	E2	--	--	V	90	B	
				346 104 600 001		60	27.0	11.3	100	2200	346 049 300 113	-06/18	S	A	--	E2	D1	L1	V	90	B	
		KIT		346 103 900 113		60	29.0	11.3	100	2200	included in the KIT 346 049 300 113	-06/18	S	A	--	E2	D1	L1	V	90	B	
		KIT		346 104 900 113		60	30.0	11.3	100	2200	included in the KIT 346 049 300 113	-06/18	S	A	--	E2	D1	L1	V	90	B	
Hyundai Tucson inc. N-Line	07/18-			345 140 600 001		75	26.1	10.9	133	2200	346 149 300 107			S	A	C1	E2	--	--	V	90	B
				345 141 600 001		75	27.6	10.9	133	2200	346 149 300 113			S	A	C1	E2	D1	L1	V	90	B
		KIT		345 140 900 113		75	27.2	10.9	133	2200	included in the KIT 346 149 300 113			S	A	C1	E2	D1	L1	V	90	B
		KIT		345 141 900 113		75	28.7	10.9	133	2200	included in the KIT 346 149 300 113			S	A	C1	E2	D1	L1	V	90	B




		KIT																						R/L/B
--	--	-----	--	--	--	--	---	--	--	--	--	--	--	--	--	--	--	--	--	--	--	--	--	-------

Isuzu

Isuzu D-Max 4x4 exc. 4x2 exc. vehicles with double tube exhaust system inc. towball	06/12-			342 195 600 001			90	29.0	16.1	140	3500													
--	--------	--	---	------------------------	--	--	----	------	------	-----	------	--	--	--	--	--	--	--	--	--	--	--	--	--

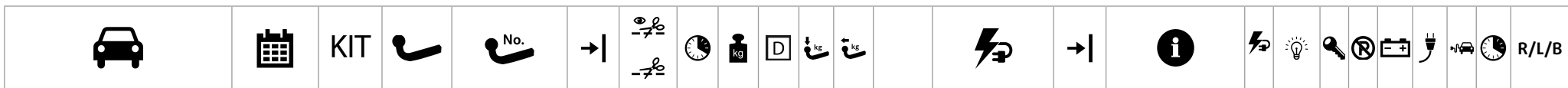


Iveco-Magirus

Iveco-Daily Van / Minibus 30 -35 S singel wheels Wheelbase 3000/3520 mm max. total weight. 3000/3500 kg heavy duty 10.8 cubic meter. Not for 3520/L4100 mm inc. towball	07/14-			342 234 600 001 →		60	34.0	18.0	200	3500														
Iveco-Daily VI Van 33 - 50 inc. towball with preliminary setup only for vehicles with a single- layer frame	03/14-			342 284 600 001		45	35.1	21.1	140	3500														
Iveco-Daily VI Iveco-Daily VI 33 - 50 inc. towball with preliminary setup only for vehicles with a single- layer frame	03/14-			342 284 600 001		45	35.1	21.1	140	3500														

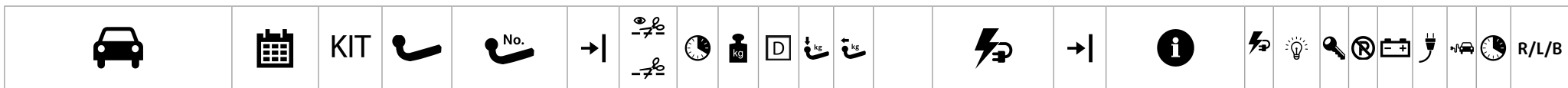
Jaguar

Jaguar E-Pace	09/17-			323 178 600 001		60	26.1	10.1	100	1800														
				323 179 600 001		60	28.5	10.1	100	1800														
Jaguar F-Pace X761	01/16-			323 146 600 001		90	31.1	12.2	100	2400		323 146 300 113		06/17-12/18	S	CAN	C	--	D	L	H	60	B	
Jaguar F-Pace X761	06/17-12/18	KIT		323 146 900 113		90	32.1	12.2	100	2400		included in the KIT 323 146 300 113		06/17-12/18	S	CAN	C	--	D	L	H	60	B	
Jaguar XE exc. XE S inc. XE (X760) 2019-	03/15-			323 149 600 001		90	24.2	10.6	100	2000														
Jaguar XF X260 exc. Sportbrake	05/15-			323 150 600 001		90	24.1	10.6	100	2000														



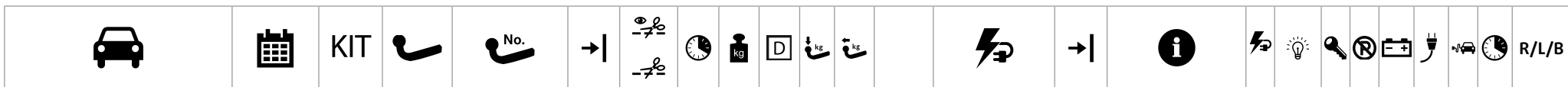
Jeep

Jeep Cherokee inc. towball	09/01-03/08			342 118 600 001			180	35.0	14.4	80	2720			300 065 300 005		for vehicles with earth switched rear fog lights please order separately	--	--	--	E1	--	--	H	15	B
														300 210 300 107			--	A	--	E1	--	--	V	90	B
														300 210 300 113			--	A	--	E1	D1	L1	V	90	B
Jeep Cherokee	03/08-03/14			342 131 600 001			90	30.0	15.3	140	3500			300 210 300 107			--	A	--	E1	--	--	V	90	B
														300 210 300 113			--	A	--	E1	D1	L1	V	90	B
Jeep Cherokee Offroad / Trailhawk / KL	04/14-			342 209 600 001			60	32.0	12.4	150	2500			342 200 300 113		-09/18	S	A	--	E2	D	L1	V	150	B
Jeep Cherokee Onroad / KL	04/14-09/18			342 208 600 001			60	32.0	12.4	150	2500			342 200 300 113		-09/18	S	A	--	E2	D	L1	V	150	B
				342 207 600 001			60	33.0	12.4	150	2500						S	A	--	E2	D	L1	V	150	B
Jeep Commander	05/06-12/10			342 103 600 001			30	11.5	15.6	150	3500			342 103 300 113			S	A	--	E	D	L1	H	90	B
		KIT		342 103 900 113			30	13.5	15.6	150	3500			included in the KIT 342 103 300 113			S	A	--	E	D	L1	H	90	B
Jeep Compass inc. towball	11/06-12/17			342 112 600 001			120	18.0	9.9	105	2000			300 210 300 107			--	A	--	E1	--	--	V	90	B
														300 210 300 113			--	A	--	E1	D1	L1	V	90	B
Jeep Compass	11/06-12/17			342 113 600 001			120	19.5	9.9	105	2000			300 210 300 107			--	A	--	E1	--	--	V	90	B
														300 210 300 113			--	A	--	E1	D1	L1	V	90	B
Jeep Grand Cherokee	04/99-06/05			342 085 600 001			90	23.9	14.3	140	3500			300 210 300 107			--	A	--	E1	--	--	V	90	B
														300 210 300 113			--	A	--	E1	D1	L1	V	90	B
Jeep Grand Cherokee exc. SRT8, 6.1 HEMI	06/05-03/11			342 103 600 001			30	11.5	15.6	150	3500			342 097 300 113		-03/06	S	A	--	--	D	L1	H	75	B
														342 103 300 113		03/06-	S	A	--	E	D	L1	H	90	B
Jeep Grand Cherokee exc. SRT8, 6.1 HEMI	03/06-03/11	KIT		342 103 900 113			30	13.5	15.6	150	3500			included in the KIT 342 103 300 113		03/06-	S	A	--	E	D	L1	H	90	B
Jeep Grand Cherokee inc. Facelift 06/13- exc. SRT8/Summit/Trackhawk	04/11-			342 184 600 001			90	21.0	16.0	175	3500			342 184 300 113		-06/13	S	A	C	--	D	L1	V	120	B
														342 190 300 113		06/13-	S	A	--	E1	D	L1	V	120	B



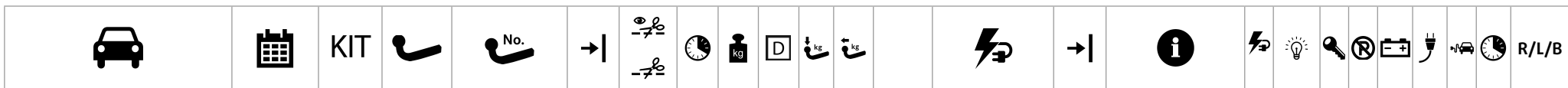
Jeep

Jeep Grand Cherokee inc. SRT8 inc. Summit exc. Trackhawk	04/11-			342 221 600 001		90	23.0	16.0	175	3500		342 184 300 113	-06/13	S	A	C	--	D	L1	V	120	B
												342 190 300 113	06/13-	S	A	--	E1	D	L1	V	120	B
Jeep Grand Cherokee inc. SRT8 inc. Summit exc. Trackhawk	04/11-06/13	KIT		342 185 900 113		90	23.0	16.0	175	3500		included in the KIT 342 184 300 113	-06/13	S	A	C	--	D	L1	V	120	B
Jeep Grand Cherokee inc. SRT8 inc. Summit exc. Trackhawk	06/13-	KIT		342 190 900 113		90	23.0	16.0	175	3500		included in the KIT 342 190 300 113	06/13-	S	A	--	E1	D	L1	V	120	B
Jeep Patriot inc. towball	08/07-12/17			342 112 600 001		120	18.0	9.9	105	2000		300 210 300 107		--	A	--	E1	--	--	V	90	B
												300 210 300 113		--	A	--	E1	D1	L1	V	90	B
Jeep Patriot	08/07-12/17			342 113 600 001		120	19.5	9.9	105	2000		300 210 300 107		--	A	--	E1	--	--	V	90	B
												300 210 300 113		--	A	--	E1	D1	L1	V	90	B
Jeep Renegade exc. AdBlue	08/14-			342 196 600 001		90	20.0	8.7	100	1500		342 197 300 113	-08/18	S	FRE	--	E	D	L1	V	120	B
				342 197 600 001		90	21.0	8.7	100	1500		342 300 300 113	09/18-	--	FRE	--	E	D1	L1	V	150	B
Jeep Renegade inc. Cross exc. AdBlue exc. Sport	08/14-08/18	KIT		342 196 900 113		90	22.0	8.7	100	1500		included in the KIT 342 197 300 113	-08/18	S	FRE	--	E	D	L1	V	120	B
		KIT		342 197 900 113		90	23.0	8.7	100	1500		included in the KIT 342 197 300 113	-08/18	S	FRE	--	E	D	L1	V	120	B
Jeep Wrangler III	10/96-04/07			342 120 600 001		60	28.0	10.0	80	1975		300 210 300 107		--	A	--	E1	--	--	V	90	B
												300 210 300 113		--	A	--	E1	D1	L1	V	90	B
Jeep Wrangler III (JK) AdBlue models -10/17 inc. towball	04/07-10/17			342 104 600 001		60	12.0	15.0	170	3500		342 105 300 113		S	A	--	E2	D	L1	V	150	B



Kia

Kia Carens	10/06-03/12			345 075 600 001		90	24.0	9.1	75	1500		300 061 300 107			--	C2	--	--	--	--	V		B
												300 061 300 113			--	C2	--	--	--	--	V		B
Kia Carens inc. facelift 08/16-	03/12-			345 091 600 001		90	20.0	9.1	75	1500		300 210 300 107			--	A	--	E1	--	--	V	90	B
				345 092 600 001		90	22.0	9.1	75	1500		300 210 300 113			--	A	--	E1	D1	L1	V	90	B
Kia Sedona	05/06-			345 054 600 001		90	30.0	11.9	80	2000		300 210 300 113			--	A	--	E1	D1	L1	V	90	B
Kia Cee'd 3/5 doors	01/07-06/12			345 027 600 001		90	16.0	8.6	75	1500		300 210 300 113		-09/09	--	A	--	E1	D1	L1	V	90	B
				345 028 600 001		90	17.5	8.6	75	1500		345 028 300 113		09/09-	S	A	--	E	D1	--	V	75	B
Kia Cee'd 5 doors	06/12-03/18			345 086 600 001		60	20.0	8.3	75	1500		345 086 300 107		-03/18	S	A	--	E2	--	--	V	90	L
											345 086 300 113		-03/18	S	A	--	E2	D1	L1	V	90	L	
		KIT		345 086 900 113		60	22.0	8.3	75	1500		included in the KIT 345 086 300 113		-03/18	S	A	--	E2	D1	L1	V	90	L
Kia Cee'd 5 doors GT-Line	09/16-03/18			345 115 600 001		60	22.5	8.3	60	1500		345 086 300 113		-03/18	S	A	--	E2	D1	L1	V	90	L
		KIT		345 115 900 113		60	24.7	8.3	60	1500		included in the KIT 345 086 300 113		-03/18	S	A	--	E2	D1	L1	V	90	L
Kia Cee'd Sporty Wagon	07/07-09/12			345 027 600 001		90	16.0	8.6	75	1500		300 073 300 113		-09/09	--	FRE	--	--	D1	L1	V	90	B
				345 059 600 001		90	17.5	8.6	75	1500		345 059 300 113		09/09-	S	A	--	--	D1	L1	V	75	L
Kia Cee'd Sporty Wagon	09/09-09/12	KIT		345 027 900 113		90	18.0	8.6	75	1500		included in the KIT 345 059 300 113		09/09-	S	A	--	--	D1	L1	V	75	L
		KIT		345 059 900 113		90	19.5	8.6	75	1500		included in the KIT 345 059 300 113		09/09-	S	A	--	--	D1	L1	V	75	L



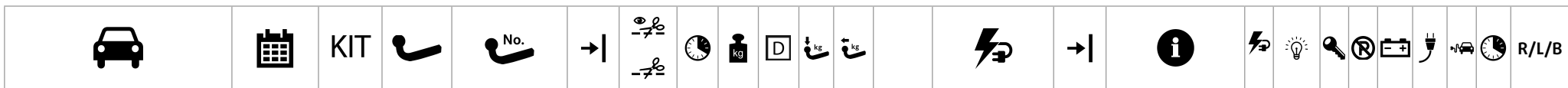
Kia

Kia Cee'd sw/Sportswagon inc. GT Line	10/12-03/18	KIT		345 088 900 113		90	22.0	8.5	75	1500		included in the KIT 345 086 300 113	-03/18	S	A	--	E2	D1	L1	V	90	L	
Kia Cee'd sw/Sportswagon inc. GT Line	10/12-03/18			345 111 600 001		60	19.0	8.5	75	1500		345 086 300 107	-03/18	S	A	--	E2	--	--	V	90	L	
				345 112 600 001		60	24.5	8.5	75	1500		345 086 300 113	-03/18	S	A	--	E2	D1	L1	V	90	L	
		KIT		345 089 900 113		60	24.5	8.5	75	1500		included in the KIT 345 086 300 113	-03/18	S	A	--	E2	D1	L1	V	90	L	
Kia Ceed	03/18-			345 146 600 001		45	19.8	8.4	100	1500		345 134 300 113	03/18- 2.0	inc. WLC	S	A	C1	E2	D1	L1	V	60	L
				345 147 600 001		45	22.5	8.4	100	1500													
		KIT		345 146 900 113		45	20.2	8.4	100	1500		included in the KIT 345 134 300 113	03/18- 2.0	inc. WLC	S	A	C1	E2	D1	L1	V	60	L
		KIT		345 147 900 113		45	22.9	8.4	100	1500		included in the KIT 345 134 300 113	03/18- 2.0	inc. WLC	S	A	C1	E2	D1	L1	V	60	L
Kia Ceed Sportswagon	04/18-			345 144 600 001		45	20.3	8.4	100	1500		345 134 300 113	04/18- 2.0	inc. WLC	S	A	C1	E2	D1	L1	V	60	L
				345 145 600 001		45	23.0	8.4	100	1500													
		KIT		345 144 900 113		45	21.8	8.4	100	1500		included in the KIT 345 134 300 113	04/18- 2.0	inc. WLC	S	A	C1	E2	D1	L1	V	60	L
		KIT		345 145 900 113		45	24.5	8.4	100	1500		included in the KIT 345 134 300 113	04/18- 2.0	inc. WLC	S	A	C1	E2	D1	L1	V	60	L
Kia Niro	01/17-			345 116 600 001		90	23.3	7.6	100	1300		345 169 300 113	-12/17 without preliminary setup	S	A	--	E2	D1	--	H	90	B	
				345 117 600 001		90	20.8	7.6	100	1300		345 173 300 113	10/17- with preliminary setup	S	A	--	E2	D1	L1	H	75	B	

		KIT		No.																			R/L/B
--	--	-----	--	-----	--	--	--	--	--	--	--	--	--	--	--	--	--	--	--	--	--	--	-------

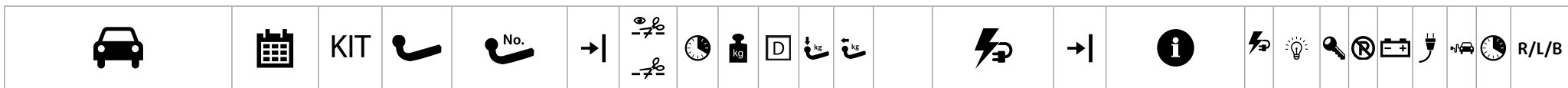
Kia

Kia Niro	01/17-12/17	KIT		345 116 900 113		60	25.0	7.6	100	1300	included in the KIT 345 169 300 113	-12/17 without preliminary setup	S	A	--	E2	D1	--	H	90	B	
		KIT		345 117 900 113		60	26.4	7.6	100	1300	included in the KIT 345 169 300 113	-12/17 without preliminary setup	S	A	--	E2	D1	--	H	90	B	
Kia Niro	01/18-	KIT		345 173 900 113		60	21.8	7.6	100	1300	included in the KIT 345 173 300 113	10/17- with preliminary setup	S	A	--	E2	D1	L1	H	75	B	
		KIT		345 174 900 113		60	24.1	7.6	100	1300	included in the KIT 345 173 300 113	10/17- with preliminary setup	S	A	--	E2	D1	L1	H	75	B	
Kia Optima	04/12-12/15			345 082 600 001		60	19.0	8.0	60	1300	345 082 300 113		S	A	--	--	D1	--	V	90	B	
		KIT		345 082 900 113		60	21.0	8.0	60	1300	included in the KIT 345 082 300 113		S	A	--	--	D1	--	V	90	B	
Kia Optima Hatchback exc. Hybrid	01/16-			345 113 600 001		60	19.0	9.7	80	1800	345 082 300 113		S	A	--	--	D1	--	V	90	B	
		KIT		345 113 900 113		60	20.0	9.7	80	1800	included in the KIT 345 082 300 113		S	A	--	--	D1	--	V	90	B	
Kia Optima Sportswagon exc. Hybrid	10/16-			345 113 600 001		60	19.0	9.7	80	1800	345 168 300 113		S	A	C1	E2	D	L1	H	60	B	
		KIT		345 168 900 113		60	20.0	9.7	80	1800	included in the KIT 345 168 300 113		S	A	C1	E2	D	L1	H	60	B	
Kia Picanto inc. facelift 08-	04-05/11			345 058 600 001		90	18.0	5.9	40	1000	300 072 300 107 300 072 300 113		--	FRE	--	--	--	--	V		B	
													--	FRE	--	--	D1	L1	V		B	
Kia Picanto	05/11-			345 080 600 001			90	17.0	5.5	28	700	345 080 300 113		S	A	--	E1	D1	L1	V	75	B
		KIT		345 080 900 113			90	19.0	5.5	28	700	included in the KIT 345 080 300 113		S	A	--	E1	D1	L1	V	75	B





























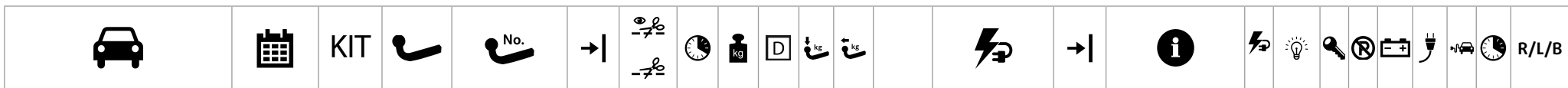
Kia

Kia Picanto 5 doors This towbar can only be used in combination with load carriers/ cycle carriers! This vehicle is not homologated for towing trailers.	01/15-			350 051 600 001			90	17.0	40					300 210 300 113			--	A	--	E1	D1	L1	V	90	B											
Kia ProCee'd	08-02/13			345 028 600 001				90	17.5	8.6	75	1500		300 210 300 113	-09/09	--	A	--	E1	D1	L1	V	90	B												
														345 028 300 107	09/09-	S	A	--	E	--	--	V	75	B												
														345 028 300 113	09/09-	S	A	--	E	D1	--	V	75	B												
Kia ProCee'd exc. Pro Cee'd GT	03/13-09/18			345 086 600 001			60	20.0	8.3	75	1500		345 086 300 107	-03/18	S	A	--	E2	--	--	V	90	L													
													345 086 300 113	-03/18	S	A	--	E2	D1	L1	V	90	L													
Kia ProCeed CD	10/18-			345 151 600 001			60	20.9	8.5	104	1500		345 134 300 113	10/18- inc. WLC 2.0	S	A	C1	E2	D1	L1	V	60	L													
															KIT		345 151 900 113			60	22.4	8.5	104	1500		345 134 300 113	10/18- inc. WLC 2.0	S	A	C1	E2	D1	L1	V	60	L
																												KIT		314 152 900 113			60	25.4	8.5	104
Kia Rio Hatchback	01/17-			345 127 600 001			75	19.7	6.6	75	1110		345 171 300 107	not for vehicles with automatic drive	S	A	--	E1	--	--	--	V	90	B												
													345 171 300 113	not for vehicles with automatic drive	S	A	--	E1	D1	--	V	90	B													
													KIT		345 127 900 113				75	20.7	6.6	75	1110		345 171 300 113	not for vehicles with automatic drive	S	A	--	E1	D1	--	V	90	B	
Kia Sorento	06/02-07/06			345 020 600 001			90	24.0	14.1	150	2800		300 061 300 107		--	C2	--	--	--	--	V		B													
													300 061 300 113		--	C2	--	--	--	V		B														
Kia Sorento	07/06-10/09			345 060 600 001				120	21.0	14.8	140	3500		345 881 300 113		S																				
														KIT		345 060 900 113					120	23.0	14.8	140	3500		345 881 300 113		S							



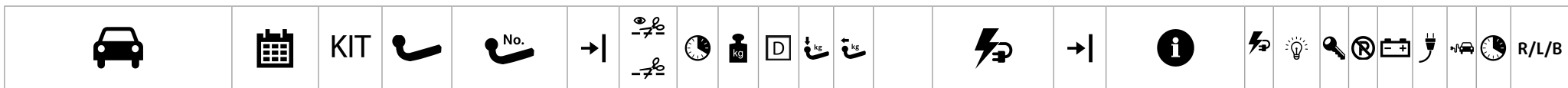
Kia

Kia Sorento	10/09-10/12			345 066 600 001	→		90	31.0	12.6	100	2500		345 066 300 113	→	for LED rear lights	S	A	--	E	D	L1	V	90	B
				345 068 600 001	→		90	32.0	12.6	100	2500		345 068 300 113	→	for standard rear lights	S	A	--	E	D	L1	V	90	B
Kia Sorento for LED rear lights	10/09-10/12	KIT		345 066 900 113	→		90	33.0	12.6	100	2500		included in the KIT 345 066 300 113	→	for LED rear lights	S	A	--	E	D	L1	V	90	B
				345 068 900 113	→		90	34.0	12.6	100	2500		included in the KIT 345 066 300 113	→	for LED rear lights	S	A	--	E	D	L1	V	90	B
Kia Sorento for standard rear lights	10/09-10/12	KIT		345 400 900 113	→		90	33.0	12.6	100	2500		included in the KIT 345 068 300 113	→	for standard rear lights	S	A	--	E	D	L1	V	90	B
				345 401 900 113	→		90	34.0	12.6	100	2500		included in the KIT 345 068 300 113	→	for standard rear lights	S	A	--	E	D	L1	V	90	B
Kia Sorento	10/12-02/15			345 093 600 001	→		90	22.0	12.5	100	2500		345 069 300 113			S	A	--	E2	D	L1	V	90	B
				345 094 600 001	→		90	24.0	12.5	100	2500													
		KIT		345 093 900 113	→		90	23.0	12.5	100	2500		included in the KIT 345 069 300 113			S	A	--	E2	D	L1	V	90	B
				345 094 900 113	→		90	25.0	12.5	100	2500		included in the KIT 345 069 300 113			S	A	--	E2	D	L1	V	90	B
Kia Sorento III	01/15-			345 142 600 001			60	27.2	12.6	135	2500													
				345 143 600 001			60	29.9	12.6	135	2500													
Kia Soul and Soul II	02/09-04/14			345 065 600 001			90	24.0	8.0	60	1400		300 210 300 107			--	A	--	E1	--	--	V	90	B
													300 210 300 113			--	A	--	E1	D1	L1	V	90	B



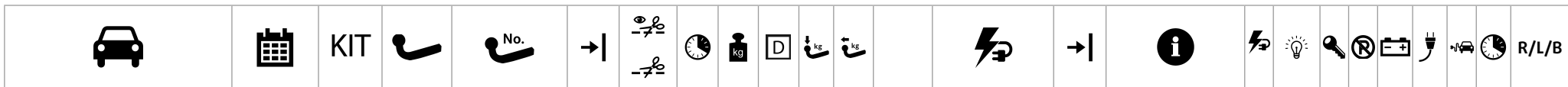
Kia

Kia Soul and Soul II exc. Soul EV exc. Soul Dream Team Edition	04/14-			345 128 600 001		60	21.0	7.6	80	1300		345 096 300 107			S	A	C1	E2	--	--	V	90	B	
				345 129 600 001		60	21.0	7.6	80	1300		345 096 300 113			S	A	C1	E2	D1	--	V	90	B	
		KIT		345 128 900 113		60	25.8	7.6	80	1300		included in the KIT 345 096 300 113			S	A	C1	E2	D1	--	V	90	B	
		KIT		345 129 900 113		60	25.8	7.6	80	1300		included in the KIT 345 096 300 113			S	A	C1	E2	D1	--	V	90	B	
Kia Sportage	12/04-08/10			346 018 600 001		90	20.6	10.9	90	2200		345 481 300 113			S	--			D1	L1	H	60	B	
				346 019 600 001		90	23.5	10.9	90	2200														
		KIT		345 073 900 113		90	22.6	10.9	90	2200		included in the KIT 345 481 300 113			S	--			D1	L1	H	60	B	
		KIT		345 074 900 113		90	25.5	10.9	90	2200		included in the KIT 345 481 300 113			S	--			D1	L1	H	60	B	
Kia Sportage	08/10-02/16			345 087 600 001		90	23.0	11.0	80	2400		345 079 300 113			S	A	--	E	D1	L1	V	90	B	
				345 079 600 001		60	25.0	10.6	80	2300														
		KIT		345 087 900 113		90	25.0	11.0	80	2400		included in the KIT 345 079 300 113			S	A	--	E	D1	L1	V	90	B	
		KIT		345 079 900 113		60	27.0	10.6	80	2300		included in the KIT 345 079 300 113			S	A	--	E	D1	L1	V	90	B	



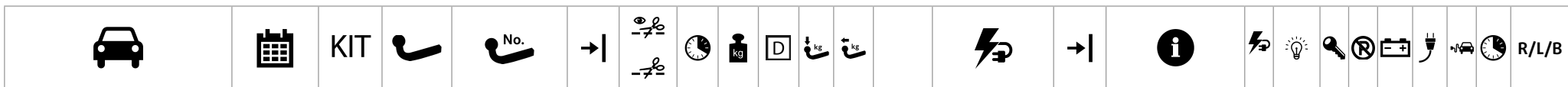
Kia

Kia Sportage	02/16-05/18			346 103 600 001			60	25.0	11.3	100	2200	345 155 300 113	-05/18	S	A	--	E2	D	L1	V	60	L											
				346 104 600 001		60	27.0	11.3	100	2200																							
			KIT		345 103 900 113		60	29.0	11.3	100	2200												included in the KIT 345 155 300 113	-05/18	S	A	--	E2	D	L1	V	60	L
			KIT		345 104 900 113		60	31.0	11.3	100	2200												included in the KIT 345 155 300 113	-05/18	S	A	--	E2	D	L1	V	60	L
Kia Sportage	06/18-			345 140 600 001		75	26.1	10.9	133	2200	345 174 300 113	inc. WLC 2.0	S	A	C1	E2	D1	L1	V	60	L												
				345 141 600 001	75	27.6	10.9	133	2200																								
Kia Stonic	07/17-			345 138 600 001		90	22.2	6.9	75	1110	345 172 300 107	not for vehicles with automatic drive	S	A	--	E	--	--	V	120	B												
				345 139 600 001		90	21.6	6.9	75	1110	345 172 300 113	not for vehicles with automatic drive	A	--	E	D1	L1	V	120	B													
			KIT		345 139 900 113		90	22.6	6.9	75	1110	included in the KIT 345 172 300 113	not for vehicles with automatic drive	A	--	E	D1	L1	V	120	B												
Kia Venga	03/10-			345 069 600 001		90	20.0	7.6	75	1300	346 064 300 107		S	A	--	E1	--	--	V	75	B												
				345 070 600 001		90	21.0	7.6	75	1300	346 064 300 113		S	A	--	E1	D1	--	V	75	B												



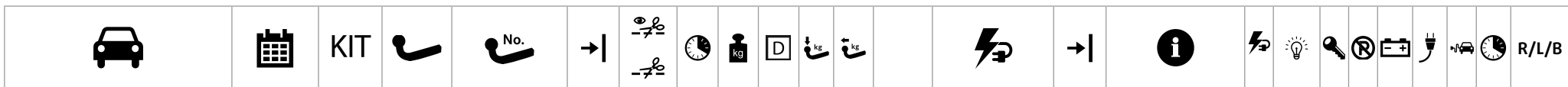
Kia

Kia XCeed (CD)	06/19-			345 155 600 001		40	23.5	8.5	104	1540	345 134 300 113	06/19-	S	A	C1	E2	D1	L1	V	60	L	
				345 156 600 001		40	27.0	8.5	104	1540												
	06/19-	KIT		345 155 900 113		40	25.2	8.5	104	1540	included in the KIT 345 134 300 113	06/19-	S	A	C1	E2	D1	L1	V	60	L	
		KIT		345 156 900 113		40	28.8	8.5	104	1540	included in the KIT 345 134 300 113	06/19-	S	A	C1	E2	D1	L1	V	60	L	



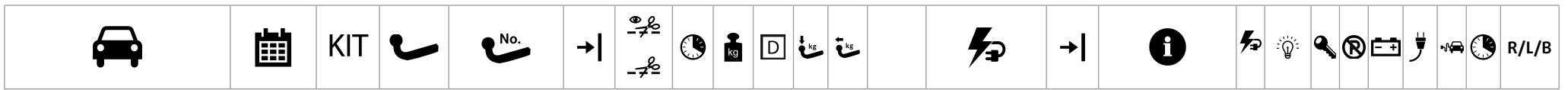
Lancia

Lancia Delta For vehicles 1,4 Turbojet 120 and 140 HP please order separately supports for the exhaust at Lancia dealers, ref. 51809585 and 51823864.	09/08-12/14			306 275 600 001			60	23.0	7.7	90	1300		306 640 300 113			S	FRE	--	E	D1	L1	V	120	L
Lancia Phedra	09/02-11/10			315 098 600 001			75	19.8	10.8	100	1900		300 210 300 113		-09/05	--	A	--	E1	D1	L1	V	90	B
				315 097 600 001			75	22.0	10.8	100	1900		304 400 300 107		10/05-	S	CAN	C1	E	--	--	--	H	105
Lancia Phedra	10/05-11/10	KIT		315 098 900 113			75	21.8	10.8	100	1900		included in the KIT 304 400 300 113		10/05-	S	CAN	C1	E	D	L1	H	105	B
				315 097 900 113			75	24.0	10.8	100	1900		included in the KIT 304 400 300 113		10/05-	S	CAN	C1	E	D	L1	H	105	B
Lancia Ypsilon	07/11-			306 385 600 001			60	19.0	6.1	70	1000					--	FRE	--	--	D1	L1	V		B
				306 394 600 001			60	19.5	6.1	70	1000		300 078 300 113											



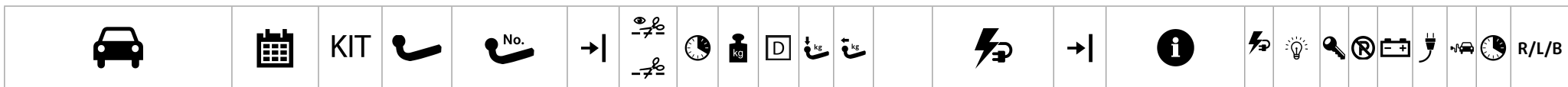
Land Rover

Land Rover Defender 90 Towing bracket for towball or automatic bolt coupling, suitable towball 329062600001 or 20 mm lower: 329042600001	09/98-12/16			323 048 600 001	→		90	10.3	17.2	150	3500		323 048 300 113				S	C2	--	E1	D	--	H	45	B
Land Rover Discovery	05/17-			323 157 600 001			60	40.4	16.3	195	3500		323 107 300 113				S	C2	C	E2	D	L	H	15	B
		KIT		323 157 900 113			60	42.5	16.3	195	3500		included in the KIT 323 107 300 113				S	C2	C	E2	D	L	H	15	B
Land Rover Discovery Sport L550 7 seats for vehicles with spare wheel	09/14-			323 180 600 001	→		60	31.6	11.8	135	2200		323 141 300 113				S	C2	C	E	D	L	H	45	B
				323 181 600 001			60	34.0	11.8	135	2200														
Land Rover Discovery Sport L550 7 seats for vehicles without spare wheel	02/15-			323 141 600 001			90	28.0	12.5	150	2500		323 141 300 113				S	C2	C	E	D	L	H	45	B
		KIT		323 141 900 113			90	32.0	12.5	150	2500		included in the KIT 323 141 300 113				S	C2	C	E	D	L	H	45	B
Land Rover Freelander	98-05/07			323 040 600 001			90	17.4	11.8	140	2500		300 096 300 157 300 096 300 163				--	--	--	E1	--	--	V	30	L
Land Rover Freelander 2 inc. facelift 2013-	05/07-			323 078 600 001			105	18.5	11.0	150	2000		323 410 300 113	-10/12			S	FRE	--	E2	D	L1	H	60	B
				323 079 600 001			105	20.0	11.0	150	2000		323 411 300 113	10/12-			S	C2	--	E1	D	L	H	30	B



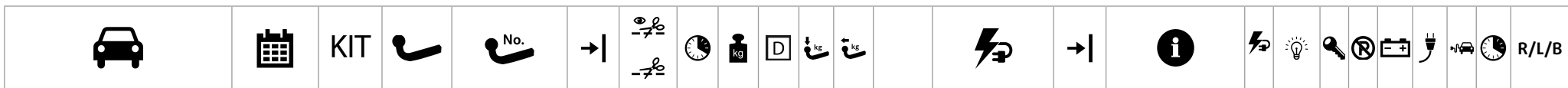
Land Rover

Range-Rover L405	01/13-			323 107 600 001		120	50.5	16.6	200	3500		323 107 300 113			S	C2	C	E2	D	L	H	15	B
Range Rover Sport The vehicle already has a built in towball receptor. Please order additional equipment with Land Rover dealers.	03/05-10/13																						
Range Rover Sport L 494	10/13-			323 121 600 001		120	51.5	16.6	200	3500		323 107 300 113			S	C2	C	E2	D	L	H	15	B
Range-Rover Velar exc. vehicles with R-dynamics package exc. V6	10/17-			323 171 600 001		60	33.5	12.5	175	2500		323 146 300 113	10/17-12/18		S	CAN	C	-	D	L	H	60	B
Range-Rover Velar exc. vehicles with R-dynamics package exc. V6	10/17-12/18	KIT		323 171 900 113		75	34.0	12.5	175	2500		included in the KIT 323 146 300 113	10/17-12/18		S	CAN	C	-	D	L	H	60	B



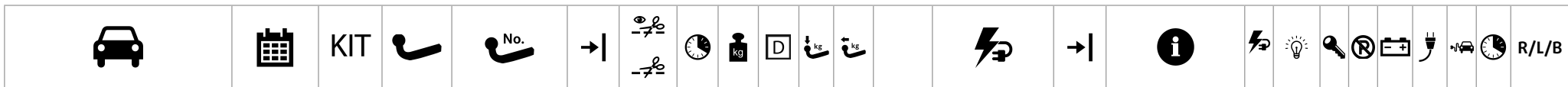
Lexus

Lexus RX 300 / 350 / 400 / 400 h	03/03-09			335 305 600 001		120	45.0	11.8	80	2000		335 357 300 107			S	FRE	--	--	--	--	V	105	B
												335 357 300 113			S	FRE	--	--	D	L1	V	105	B
Lexus RX 350 / 450 h exc. vehicles with height control	05/09-12/15			335 357 600 001		90	38.0	11.8	85	2100		335 357 300 107			S	FRE	--	--	--	--	V	105	B
		KIT		335 357 900 113		90	40.0	11.8	85	2100		included in the KIT 335 357 300 113			S	FRE	--	--	D	L1	V	105	B
Lexus RX 350 / 450 h for vehicles with height control	05/09-12/15			335 358 600 001		90	38.0	11.9	85	2100		335 357 300 107			S	FRE	--	--	--	--	V	105	B
		KIT		335 358 900 113		90	40.0	11.9	85	2100		included in the KIT 335 357 300 113			S	FRE	--	--	D	L1	V	105	B




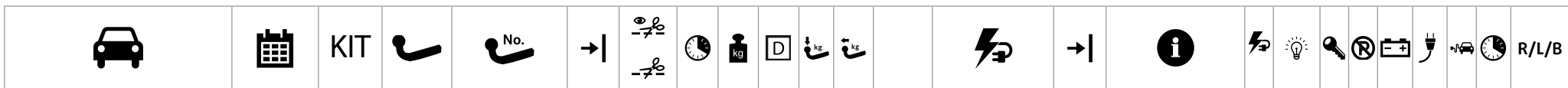
MAN

MAN TGE Van singel wheels Please order separately ball plate: 329141600001 exc. vehicles with integrated step in the bumper	02/17-		321 946 600 001			30	26.7	17.5	150	3500		321 112 300 107	with preliminary setup	S	CAN	--	E	--	--	V	15	B
												321 112 300 113	with preliminary setup	S	CAN	--	E	D	L	V	15	B
												321 113 300 107	without preliminary setup	S	CAN	C	E	--	--	V	60	B
												321 113 300 113	without preliminary setup	S	CAN	C	E	D	L	V	60	B
MAN TGE Van twin wheels Please order separately ball plate: 329141600001 exc. vehicles with integrated step in the bumper	02/17-		321 947 600 001			30	27.0	21.0	150	3500		321 112 300 107	with preliminary setup	S	CAN	--	E	--	--	V	15	B
												321 112 300 113	with preliminary setup	S	CAN	--	E	D	L	V	15	B
												321 113 300 107	without preliminary setup	S	CAN	C	E	--	--	V	60	B
												321 113 300 113	without preliminary setup	S	CAN	C	E	D	L	V	60	B
MAN TGE Van twin wheels inc. ball plate exc. vehicles with integrated step in the bumper	02/17-	KIT		321 947 900 113		30	30.0	21.0	150	3500		included in the KIT 321 113 300 113	without preliminary setup	S	CAN	C	E	D	L	V	60	B
MAN TGE Van singel wheels inc. ball plate exc. vehicles with integrated step	02/17-	KIT		321 946 900 113		30	28.5	17.5	150	3500		included in the KIT 321 113 300 113	without preliminary setup	S	CAN	C	E	D	L	V	60	B
MAN TGE Chassis Cab singel wheels Please order separately ball plate: 329141600001	02/17-		321 948 600 001			30	28.0	17.5	150	3500		321 112 300 107	with preliminary setup	S	CAN	--	E	--	--	V	15	B
												321 112 300 113	with preliminary setup	S	CAN	--	E	D	L	V	15	B
												321 113 300 107	without preliminary setup	S	CAN	C	E	--	--	V	60	B
												321 113 300 113	without preliminary setup	S	CAN	C	E	D	L	V	60	B
MAN TGE Chassis Cab twin wheels Please order separately ball plate: 329141600001	02/17-		321 949 600 001			30	22.0	21.0	150	3500		321 112 300 107	with preliminary setup	S	CAN	--	E	--	--	V	15	B
												321 112 300 113	with preliminary setup	S	CAN	--	E	D	L	V	15	B
												321 113 300 107	without preliminary setup	S	CAN	C	E	--	--	V	60	B
												321 113 300 113	without preliminary setup	S	CAN	C	E	D	L	V	60	B



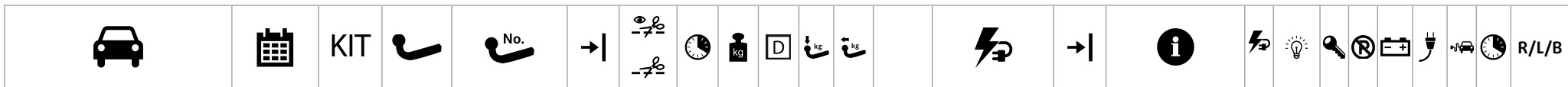
MAN

MAN TGE Chassis Cab twin wheels inc. ball plate	02/17-	KIT		321 949 900 113			30	26.5	21.0		3500		included in the KIT 321 113 300 113		without preliminary setup	S	CAN	C	E	D	L	V	60	B
MAN TGE Chassis Cab singel wheels inc. ball plate	02/17-	KIT		321 948 900 113			30	26.5	21.0	150	3500		included in the KIT 321 113 300 113		without preliminary setup	S	CAN	C	E	D	L	V	60	B





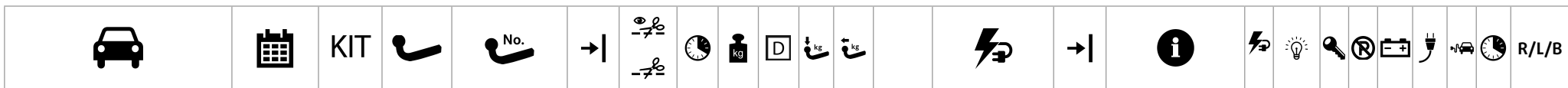
Mazda

Mazda 5 -12/07: The fog tail light must be moved. Please order separately reversion kit, order no. CC29-V7-250 at Mazda dealers. inc. facelift 01/08-	06/05-10/10			343 060 600 001		90	21.0	9.3	75	1600		343 660 300 113			S	FRE	--	--	D1	L1	V	105	B
Mazda 5	10/10-			343 064 600 001		60	19.0	9.8	75	1700		343 063 300 113			S	A	--	E1	D1	L1		105	B
				343 063 600 001		60	19.0	9.8	75	1700													
Mazda 6 Hatchback/Saloon	02/13-			343 077 600 001		90	24.0	10.1	75	1800		343 199 300 113			S	A	--	E	D1	L1	V	90	B
				343 078 600 001		90	26.0	10.1	75	1800													
		KIT		343 077 900 113		90	26.0	10.1	75	1800		included in the KIT 343 199 300 113			S	A	--	E	D1	L1	V	90	B
		KIT		343 078 900 113		90	28.0	10.1	75	1800		included in the KIT 343 199 300 113			S	A	--	E	D1	L1	V	90	B
Mazda 6 Estate	02/13-			343 070 600 001		90	24.0	10.1	75	1800		343 199 300 113			S	A	--	E	D1	L1	V	90	B
				343 071 600 001		90	26.0	10.1	75	1800													
		KIT		343 070 900 113		90	26.0	10.1	75	1800		included in the KIT 343 199 300 113			S	A	--	E	D1	L1	V	90	B
		KIT		343 071 900 113		90	28.0	10.1	75	1800		included in the KIT 343 199 300 113			S	A	--	E	D1	L1	V	90	B
Mazda 6 Saloon exc. MPS (260 HP)	06/02-03/08			343 034 600 001		150	20.3	9.4	75	1800		343 400 300 107 343 400 300 113			S	A	--	E2	--	--	V	90	B
														S	A	--	E2	D1	L1	V	90	B	



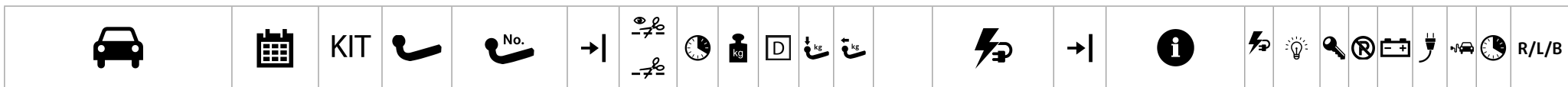
Mazda

Mazda Pickup BT50 inc. towball for vehicles with integrated step in the bumper	06/12-			307 613 600 001			30	30.6	16.0	220	3350		343 069 300 113		-02/16	S	CAN	C	E	D	--	V	60	B
Mazda Pickup BT50 towball inc. for vehicles with integrated step in the bumper	06/12-02/16	KIT		307 613 900 113			30	35.6	16.0	220	3350		included in the KIT 343 069 300 113		-02/16	S	CAN	C	E	D	--	V	60	B



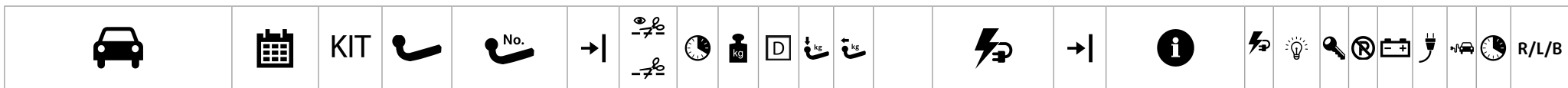
Mercedes-Benz

Mercedes A Class W168 inc. vehicles with facelift and vehicles with long wheelbase from approx. 04/01 exc. AMG	97-09/04			313 185 600 001		120	13.0	6.2	50	1000		313 120 300 107			S	FRE	--	E	--	--	H	45	L		
													313 120 300 113			S	FRE	--	E	D	L1	H	45	L	
		KIT		313 185 900 113		120	15.0	6.2	50	1000		included in the KIT 313 120 300 113			S	FRE	--	E	D	L1	H	45	L		
Mercedes A Class W169	09/04-09/12			313 171 600 001		120	18.0	8.5	80	1500		313 122 300 113	→		S	CAN	C	E	D1	--	V	90	L		
					313 231 600 001		120	18.0	8.5	80	1500		313 231 300 107 313 231 300 113			S	CAN	C	E	--	--	V	90	B	
				KIT		313 171 900 113		120	19.0	8.5	80	1500		included in the KIT 313 231 300 113			S	CAN	C	E	D1	L1	V	90	B
				KIT		313 231 900 113		120	19.5	8.5	80	1500		included in the KIT 313 231 300 113			S	CAN	C	E	D1	L1	V	90	B
Mercedes A Class W176 exc. vehicles with AMG look	09/12-05/18			313 396 600 001		60	23.0	9.2	80	1500		313 398 300 107			S	CAN	C	E	--	--	V	105	B		
					313 398 600 001		60	25.0	9.2	80	1500		313 398 300 113			S	CAN	C	E	D	L	V	105	B	
				KIT		313 396 900 113		60	25.0	9.2	80	1900		included in the KIT 313 398 300 113			S	CAN	C	E	D	L	V	105	B
				KIT		313 398 900 113		60	27.0	9.2	80	1500		included in the KIT 313 398 300 113			S	CAN	C	E	D	L	V	105	B
Mercedes A Class W177	03/18-			313 639 600 001		60	25.3	9.9	120	2000		313 215 300 113			S	CAN	C	E	D	L	V	75	B		
					313 640 600 001		60	26.7	9.9	120	2000														
				KIT		313 639 900 113		60	24.9	9.9	120	2000		included in the KIT 313 215 300 113			S	CAN	C	E	D	L	V	75	B
				KIT		313 640 900 113		60	28.3	9.9	120	2000		included in the KIT 313 215 300 113			S	CAN	C	E	D	L	V	75	B



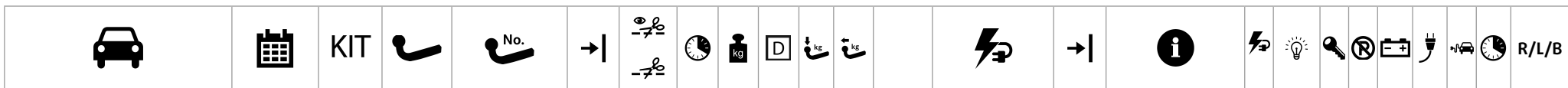
Mercedes-Benz

Mercedes B Class W246 exc. vehicles with AMG look exc. Electric Drive B250e	11/11-12/18			313 396 600 001			60	23.0	9.2	80	1500		313 398 300 107			S	CAN	C	E	--	--	V	105	B	
				313 398 600 001			60	25.0	9.2	80	1500		313 398 300 113			S	CAN	C	E	D	L	V	105	B	
		KIT		313 396 900 113			60	25.0	9.2	80	1900		included in the KIT 313 398 300 113			S	CAN	C	E	D	L	V	105	B	
		KIT		313 398 900 113			60	27.0	9.2	80	1500		included in the KIT 313 398 300 113			S	CAN	C	E	D	L	V	105	B	
Mercedes B Class W247	12/18-			313 639 600 001			60	25.3	9.9	120	2000		313 215 300 113			S	CAN	C	E	D	L	V	75	B	
				313 640 600 001			60	26.7	9.9	120	2000														
		KIT		313 639 900 113			60	24.9	9.9	120	2000		included in the KIT 313 215 300 113			S	CAN	C	E	D	L	V	75	B	
		KIT		313 640 900 113			60	28.3	9.9	120	2000		included in the KIT 313 215 300 113			S	CAN	C	E	D	L	V	75	B	
Mercedes C Class Convertible A205 exc. AMG C63, AMG C63S inc. AMG look exc. vehicles with height control	07/16-			313 431 600 001			120	21.0	10.5	85	1900		313 432 300 107	-06/18		S	CAN	C	E	--	--	H	45	L	
												313 432 300 113	-06/18		S	CAN	C	E	D	L1	H	45	L		
												313 445 300 113	07/18- 2.0	inc. WLC	S	FRE	C	E	D	L1	H	60	B		
Mercedes C Class Convertible A205 exc. AMG C63, AMG C63S inc. AMG look inc. vehicles with height control	07/16-			313 432 600 001			120	23.0	10.5	85	1900		313 432 300 107	-06/18		S	CAN	C	E	--	--	H	45	L	
												313 432 300 113	-06/18		S	CAN	C	E	D	L1	H	45	L		
												313 445 300 113	07/18- 2.0	inc. WLC	S	FRE	C	E	D	L1	H	60	B		
Mercedes C Class Convertible A205 exc. AMG C63, AMG C63S inc. AMG look exc. vehicles with height control	07/16-06/18	KIT		313 431 900 113			120	23.0	10.5	85	1900		included in the KIT 313 432 300 113	-06/18		S	CAN	C	E	D	L1	H	45	L	
Mercedes C Class Convertible A205 exc. AMG C63, AMG C63S inc. AMG look inc. vehicles with height control	07/16-06/18	KIT		313 432 900 113			120	24.0	10.5	85	1900		included in the KIT 313 432 300 113	-06/18		S	CAN	C	E	D	L1	H	45	L	



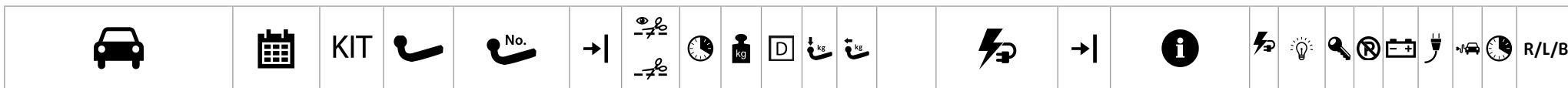
Mercedes-Benz

Mercedes C Class Convertible A205 exc. AMG C63, AMG C63S inc. AMG look exc. vehicles with height control	07/18-	KIT		313 445 900 113		120	29.1	10.5	85	1900		included in the KIT 313 445 300 113	07/18-2.0	inc. WLC	S	FRE	C	E	D	L1	H	60	B
Mercedes C Class Convertible A205 exc. AMG C63, AMG C63S inc. AMG look inc. vehicles with height control	07/18-	KIT		313 446 900 113		120	29.1	10.5	85	1900		included in the KIT 313 445 300 113	07/18-2.0	inc. WLC	S	FRE	C	E	D	L1	H	60	B
Mercedes C Class Coupé C204 + C204 AMG style	06/11-			313 214 600 001		>150	21.0	10.2	75	1900		313 361 300 107			S	CAN	C	E	--	--	H	45	B
				313 438 600 001		120	23.0	10.2	75	1900		313 361 300 113			S	CAN	C	E	D	L	H	45	B
		KIT		313 389 900 113		>150	23.0	10.2	75	1900		included in the KIT 313 361 300 113			S	CAN	C	E	D	L	H	45	B
				313 211 900 113		>150	25.0	10.2	75	1900		included in the KIT 313 361 300 113			S	CAN	C	E	D	L	H	45	B
Mercedes C Class Coupé C205 exc. AMG C63, AMG C63S inc. AMG look exc. vehicles with height control	10/15-			313 431 600 001		120	21.0	10.5	85	1900		313 432 300 107	-06/18	S	CAN	C	E	--	--	H	45	L	
												313 432 300 113	-06/18	S	CAN	C	E	D	L1	H	45	L	
												313 445 300 113	07/18-2.0	inc. WLC	S	FRE	C	E	D	L1	H	60	B
Mercedes C Class Coupé C205 exc. AMG C63, AMG C63S inc. AMG look inc. vehicles with height control	10/15-			313 432 600 001		120	23.0	10.5	85	1900		313 432 300 107	-06/18	S	CAN	C	E	--	--	H	45	L	
												313 432 300 113	-06/18	S	CAN	C	E	D	L1	H	45	L	
												313 445 300 113	07/18-2.0	inc. WLC	S	FRE	C	E	D	L1	H	60	B
Mercedes C Class Coupé C205 exc. AMG C63, AMG C63S inc. AMG look exc. vehicles with height control	10/15-06/18	KIT		313 431 900 113		120	23.0	10.5	85	1900		included in the KIT 313 432 300 113	-06/18		S	CAN	C	E	D	L1	H	45	L
Mercedes C Class Coupé C205 exc. AMG C63, AMG C63S inc. AMG look inc. vehicles with height control	10/15-06/18	KIT		313 432 900 113		120	24.0	10.5	85	1900		included in the KIT 313 432 300 113	-06/18		S	CAN	C	E	D	L1	H	45	L



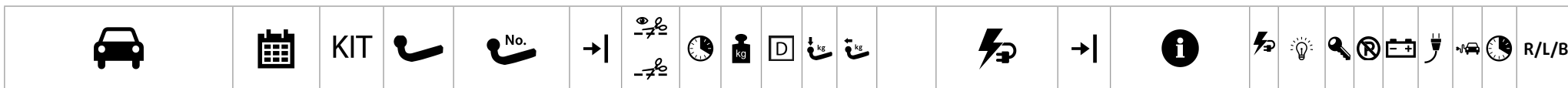
Mercedes-Benz

Mercedes C Class Coupé C205 exc. AMG C63, AMG C63S inc. AMG look exc. vehicles with height control	07/18-	KIT		313 445 900 113		120	29.1	10.5	85	1900		included in the KIT 313 445 300 113	07/18- 2:0	inc. WLC	S	FRE	C	E	D	L1	H	60	B
Mercedes C Class Coupé C205 exc. AMG C63, AMG C63S inc. AMG look inc. vehicles with height control	07/18-	KIT		313 446 900 113		120	29.1	10.5	85	1900		included in the KIT 313 445 300 113	07/18- 2:0	inc. WLC	S	FRE	C	E	D	L1	H	60	B
Mercedes C Class Estate S202 exc. AMG	05/96-05/01			313 082 600 001		>150	17.2	9.1	75	1700		313 082 300 113			S	FRE	--	E	D	--	H	90	B
Mercedes C Class Estate S203 with steel springs exc. Sport Coupé, CLK from 05/02, AMG and 4x4	06/01-09/07			313 166 600 001		>150	22.0	9.1	75	1600		313 168 300 107			S	CAN	C	E	--	--	H	60	B
				313 167 600 001		>150	23.8	9.1	75	1600		313 168 300 113			S	CAN	C	E	D	--	H	60	B
		KIT		313 166 900 113		>150	24.0	9.1	75	1600		included in the KIT 313 168 300 113			S	CAN	C	E	D	--	H	60	B
		KIT		313 167 900 113		>150	25.5	9.1	75	1600		included in the KIT 313 168 300 113			S	CAN	C	E	D	--	H	60	B
Mercedes C Class Estate S204 exc. vehicles with height control, exc. AMG & sport bumpers inc. vehicles with AMG look (=> visible bumper cutout)	09/07-07/09	KIT		313 214 900 113		>150	23.0	10.2	75	1900		included in the KIT 313 210 300 113		-07/09 If a SAM- Low control unit is installed, it must be replaced by a higher quality SAM-High. Please observe the manufacturer's specifications.	S	CAN	C	E	D	L	H	45	B
		KIT		313 315 900 113		>150	25.0	10.2	75	1900		included in the KIT 313 210 300 113		-07/09 If a SAM- Low control unit is installed, it must be replaced by a higher quality SAM-High. Please observe the manufacturer's specifications.	S	CAN	C	E	D	L	H	45	B



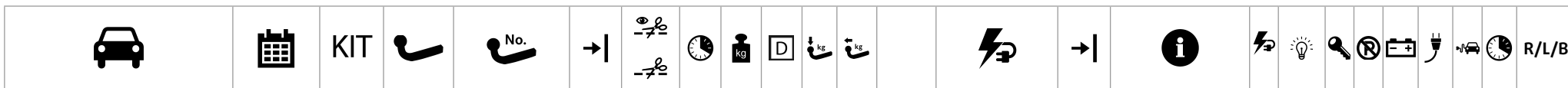
Mercedes-Benz

Mercedes C Class Estate S204 exc. vehicles with height control, exc. AMG & sport bumpers inc. vehicles with AMG look (=> visible bumper cutout)	09/07-08/14			313 214 600 001		>150	21.0	10.2	75	1900		313 210 300 113	-07/09 If a SAM-Low control unit is installed, it must be replaced by a higher quality SAM-High. Please observe the manufacturer's specifications.	S	CAN	C	E	D	L	H	45	B					
				313 438 600 001		120	23.0	10.2	75	1900																	
				313 361 300 107													07/09-	S	CAN	C	E	--	--	H	45	B	
				313 361 300 113													07/09-	S	CAN	C	E	D	L	H	45	B	
Mercedes C Class Estate S204 for vehicles with height control exc. AMG & sport bumpers inc. vehicles with AMG look (=> visible bumper cutout)	09/07-08/14			313 439 600 001		120	23.0	10.2	75	1900		313 210 300 113	-07/09 If a SAM-Low control unit is installed, it must be replaced by a higher quality SAM-High. Please observe the manufacturer's specifications.	S	CAN	C	E	D	L	H	45	B					
				313 361 300 107												07/09-	S	CAN	C	E	--	--	H	45	B		
				313 361 300 113												07/09-	S	CAN	C	E	D	L	H	45	B		
Mercedes C Class Estate S204 exc. vehicles with height control, exc. AMG & sport bumpers inc. vehicles with AMG look (=> visible bumper cutout)	07/09-08/14	KIT		313 389 900 113		>150	23.0	10.2	75	1900		313 361 300 113	included in the KIT	07/09-	S	CAN	C	E	D	L	H	45	B				
				313 211 900 113		>150	25.0	10.2	75	1900						07/09-	S	CAN	C	E	D	L	H	45	B		
Mercedes C Class Estate S205 exc. AMG C63, AMG C63S inc. AMG look exc. vehicles with height control	09/14-			313 431 600 001		120	21.0	10.5	85	1900		313 432 300 107	-06/18	S	CAN	C	E	--	--	H	45	L					
				313 432 300 113										-06/18	S	CAN	C	E	D	L1	H	45	L				
				313 445 300 113										07/18-	S	FRE	C	E	D	L1	H	60	B	inc. WLC 2:0			
Mercedes C Class Estate S205 exc. AMG C63, AMG C63S inc. AMG look inc. vehicles with height control	09/14-			313 432 600 001		120	23.0	10.5	85	1900		313 432 300 107	-06/18	S	CAN	C	E	--	--	H	45	L					
				313 432 300 113										-06/18	S	CAN	C	E	D	L1	H	45	L				
				313 445 300 113										07/18-	S	FRE	C	E	D	L1	H	60	B	inc. WLC 2:0			
Mercedes C Class Estate S205 exc. AMG C63, AMG C63S inc. AMG look exc. vehicles with height control	09/14-06/18	KIT		313 431 900 113		120	23.0	10.5	85	1900		313 432 300 113	included in the KIT	-06/18	S	CAN	C	E	D	L1	H	45	L				
Mercedes C Class Estate S205 exc. AMG C63, AMG C63S inc. AMG look inc. vehicles with height control	09/14-06/18	KIT		313 432 900 113		120	24.0	10.5	85	1900		313 432 300 113	included in the KIT	-06/18	S	CAN	C	E	D	L1	H	45	L				



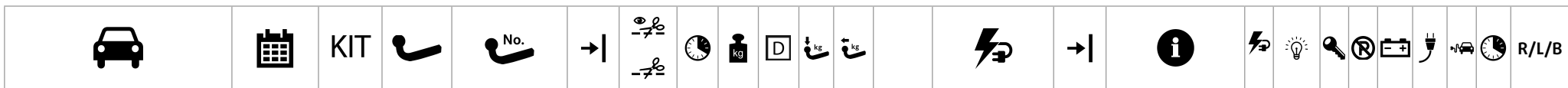
Mercedes-Benz

Mercedes C Class Estate S205 exc. AMG C63, AMG C63S inc. AMG look exc. vehicles with height control	07/18-	KIT		313 445 900 113		120	29.1	10.5	85	1900		included in the KIT 313 445 300 113	07/18- inc. WLC 2:0	S	FRE	C	E	D	L1	H	60	B
Mercedes C Class Estate S205 exc. AMG C63, AMG C63S inc. AMG look inc. vehicles with height control	07/18-	KIT		313 446 900 113		120	29.1	10.5	85	1900		included in the KIT 313 445 300 113	07/18- inc. WLC 2:0	S	FRE	C	E	D	L1	H	60	B
Mercedes C Class 4d sedan W202 for vehicles until veh.ident no. 1A032469 and 1F020797 (approx. end of 93): A set of supports 913082650002 must be ordered.	06/93-05/00			313 082 600 001		>150	17.2	9.1	75	1700		313 082 300 113		S	FRE	--	E	D	--	H	90	B
Mercedes C Class 4d sedan W203 with steel springs exc. Sport Coupé, CLK from 05/02, AMG	06/00-03/07			313 166 600 001		>150	22.0	9.1	75	1600		313 168 300 107		S	CAN	C	E	--	--	H	60	B
				313 167 600 001		>150	23.8	9.1	75	1600		313 168 300 113		S	CAN	C	E	D	--	H	60	B
		KIT		313 166 900 113		>150	24.0	9.1	75	1600		included in the KIT 313 168 300 113		S	CAN	C	E	D	--	H	60	B
		KIT		313 167 900 113		>150	25.5	9.1	75	1600		included in the KIT 313 168 300 113		S	CAN	C	E	D	--	H	60	B
Mercedes C Class 4d sedan W204 exc. vehicles with height control exc. AMG & sport bumpers, vehicles with AMG look	03/07-07/09	KIT		313 214 900 113		>150	23.0	10.2	75	1900		included in the KIT 313 210 300 113	-07/09 If a SAM-Low control unit is installed, it must be replaced by a higher quality SAM-High. Please observe the manufacturer's specifications.	S	CAN	C	E	D	L	H	45	B
		KIT		313 315 900 113		>150	25.0	10.2	75	1900		included in the KIT 313 210 300 113	-07/09 If a SAM-Low control unit is installed, it must be replaced by a higher quality SAM-High. Please observe the manufacturer's specifications.	S	CAN	C	E	D	L	H	45	B



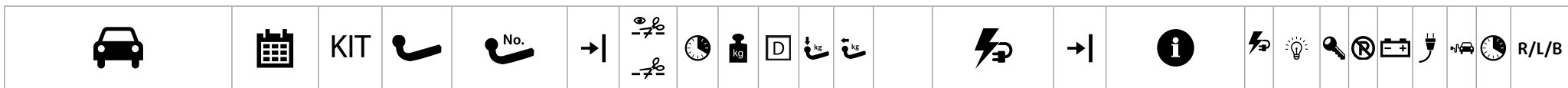
Mercedes-Benz

Mercedes C Class 4d sedan W204 exc. vehicles with height control exc. AMG & sport bumpers, vehicles with AMG look	03/07-01/14		313 214 600 001		>150	21.0	10.2	75	1900		313 210 300 113	-07/09 If a SAM-Low control unit is installed, it must be replaced by a higher quality SAM-High. Please observe the manufacturer's specifications.	S	CAN	C	E	D	L	H	45	B	
											313 361 300 107		07/09-	S	CAN	C	E	--	--	H	45	B
											313 361 300 113		07/09-	S	CAN	C	E	D	L	H	45	B
Mercedes C Class 4d sedan W204 exc. vehicles with height control exc. AMG & sport bumpers, vehicles with AMG look	03/07-01/14		313 438 600 001		120	23.0	10.2	75	1900		313 210 300 113	-07/09 If a SAM-Low control unit is installed, it must be replaced by a higher quality SAM-High. Please observe the manufacturer's specifications.	S	CAN	C	E	D	L	H	45	B	
											313 361 300 107		07/09-	S	CAN	C	E	--	--	H	45	B
											313 361 300 113		07/09-	S	CAN	C	E	D	L	H	45	B
Mercedes C Class 4d sedan W204 inc. vehicles with height control, exc. AMG & sport bumpers	03/07-01/14		313 439 600 001		120	23.0	10.2	75	1900		313 210 300 113	-07/09 If a SAM-Low control unit is installed, it must be replaced by a higher quality SAM-High. Please observe the manufacturer's specifications.	S	CAN	C	E	D	L	H	45	B	
											313 361 300 107		07/09-	S	CAN	C	E	--	--	H	45	B
											313 361 300 113		07/09-	S	CAN	C	E	D	L	H	45	B
Mercedes C Class 4d sedan W204 exc. vehicles with height control exc. AMG & sport bumpers, vehicles with AMG look	07/09-01/14	KIT		313 389 900 113		>150	23.0	10.2	75	1900		07/09-	included in the KIT 313 361 300 113	S	CAN	C	E	D	L	H	45	B
														KIT		313 211 900 113		>150	25.0	10.2	75	1900
Mercedes C Class 4d sedan W205 exc. AMG C63, AMG C63S inc. AMG look exc. vehicles with height control	03/14-		313 431 600 001		120	21.0	10.5	85	1900		313 432 300 107	-06/18	S	CAN	C	E	--	--	H	45	L	
											313 432 300 113		-06/18	S	CAN	C	E	D	L1	H	45	L
											313 445 300 113		07/18- inc. WLC 2.0	S	FRE	C	E	D	L1	H	60	B



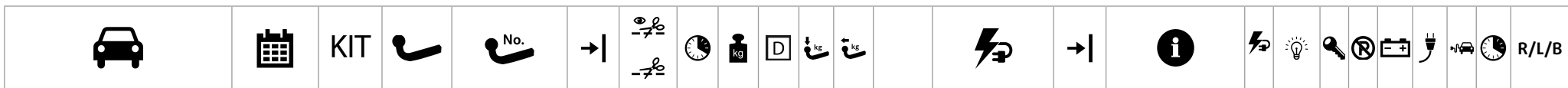
Mercedes-Benz

Mercedes C Class 4d sedan W205 exc. AMG C63, AMG C63S inc. AMG look inc. vehicles with height control	03/14-		313 432 600 001		120	23.0	10.5	85	1900	313 432 300 107	-06/18	S	CAN	C	E	--	--	H	45	L		
										313 432 300 113	-06/18	S	CAN	C	E	D	L1	H	45	L		
										313 445 300 113	07/18- 2.0	inc. WLC	S	FRE	C	E	D	L1	H	60	B	
Mercedes C Class 4d sedan W205 exc. AMG C63, AMG C63S inc. AMG look exc. vehicles with height control	03/14-06/18	KIT		313 431 900 113		120	23.0	10.5	85	1900	included in the KIT 313 432 300 113	-06/18	S	CAN	C	E	D	L1	H	45	L	
Mercedes C Class 4d sedan W205 exc. AMG C63, AMG C63S inc. AMG look inc. vehicles with height control	03/14-06/18	KIT		313 432 900 113		120	24.0	10.5	85	1900	included in the KIT 313 432 300 113	-06/18	S	CAN	C	E	D	L1	H	45	L	
Mercedes C Class 4d sedan W205 exc. AMG C63, AMG C63S inc. AMG look exc. vehicles with height control	07/18-	KIT		313 445 900 113		120	29.1	10.5	85	1900	included in the KIT 313 445 300 113	07/18- 2.0	inc. WLC	S	FRE	C	E	D	L1	H	60	B
Mercedes C Class 4d sedan W205 exc. AMG C63, AMG C63S inc. AMG look inc. vehicles with height control	07/18-	KIT		313 446 900 113		120	29.1	10.5	85	1900	included in the KIT 313 445 300 113	07/18- 2.0	inc. WLC	S	FRE	C	E	D	L1	H	60	B
Mercedes CLA C117 inc. vehicles with AMG look incl. CLA Shooting Brake (X117) 03/15-	04/13-03/19		313 396 600 001		60	23.0	9.2	80	1500	313 398 300 107		S	CAN	C	E	--	--	V	105	B		
			313 503 600 001		60	24.5	10.2	80	1900	313 398 300 113		S	CAN	C	E	D	L	V	105	B		
		KIT		313 396 900 113		60	25.0	9.2	80	1900	included in the KIT 313 398 300 113		S	CAN	C	E	D	L	V	105	B	
		KIT		313 400 900 113		60	26.0	10.2	80	1900	included in the KIT 313 398 300 113		S	CAN	C	E	D	L	V	105	B	
Mercedes CLA II Coupé C118	03/19-		313 639 600 001		60	25.3	9.9	120	2000	313 215 300 113	04/19-	S	CAN	C	E	D	L	V	75	B		
			313 640 600 001		60	26.7	9.9	120	2000													



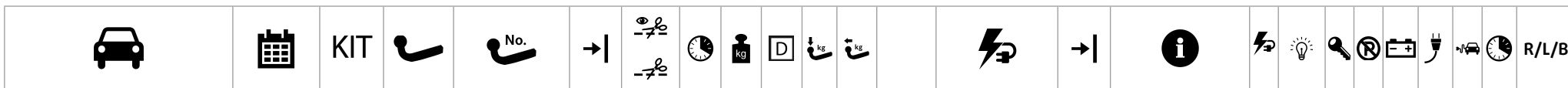
Mercedes-Benz

Mercedes CLA II Coupé C118	04/19-	KIT		313 639 900 113		60	24.9	9.9	120	2000		included in the KIT 313 215 300 113	04/19-	S	CAN	C	E	D	L	V	75	B
		KIT		313 640 900 113		60	28.3	9.9	120	2000		included in the KIT 313 215 300 113	04/19-	S	CAN	C	E	D	L	V	75	B
Mercedes CLA II Shooting Brake X118	06/19-			313 639 600 001		60	25.3	9.9	120	2000		313 215 300 113		S	CAN	C	E	D	L	V	75	B
				313 640 600 001		60	26.7	9.9	120	2000				S	CAN	C	E	D	L	V	75	B
		KIT		313 639 900 113		60	24.9	9.9	120	2000		included in the KIT 313 215 300 113		S	CAN	C	E	D	L	V	75	B
		KIT		313 640 900 113		60	28.3	9.9	120	2000		included in the KIT 313 215 300 113		S	CAN	C	E	D	L	V	75	B
Mercedes CLC is not permitted to tow by manufacturer.																						
Mercedes CLK C209 exc. convertible, exc. AMG	05/02-			313 200 600 001		>150	23.0	10.3	75	1500		313 168 300 107		S	CAN	C	E	--	--	H	60	B
												313 168 300 113		S	CAN	C	E	D	--	H	60	B
Mercedes CLS Shooting Brake X218 inc. vehicles with AMG look	10/12-12/17			313 371 600 001		150	26.0	11.5	84	2100		313 361 300 107		S	CAN	C	E	--	--	H	45	B
				313 373 600 001		150	27.0	11.5	84	2100		313 361 300 113		S	CAN	C	E	D	L	H	45	B
		KIT		313 371 900 113		150	30.6	11.5	84	2100		included in the KIT 313 361 300 113		S	CAN	C	E	D	L	H	45	B
		KIT		313 373 900 113		150	32.5	11.5	84	2100		included in the KIT 313 361 300 113		S	CAN	C	E	D	L	H	45	B



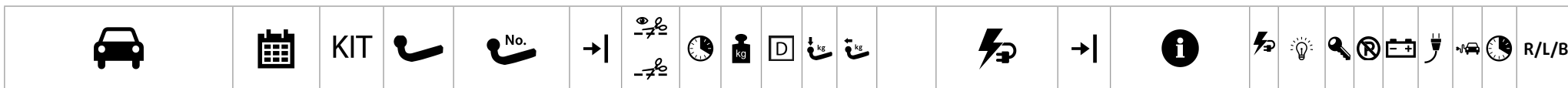
Mercedes-Benz

Mercedes Citan length = 4321 + 4705 mm exc. AdBlue	10/12-		316 268 600 001			60	23.0	8.2	75	1350		316 353 300 107			S	FRE	--	--	--	H	60	B		
			316 269 600 001			60	23.0	8.2	75	1350		316 353 300 113			S	FRE	--	D1	L1	H	60	B		
	KIT		316 352 900 113			60	25.0	8.2	75	1350		included in the KIT 316 353 300 113			S	FRE	--	D1	L1	H	60	B		
	KIT		316 353 900 113			60	25.0	8.2	75	1350		included in the KIT 316 353 300 113			S	FRE	--	D1	L1	H	60	B		
Mercedes Citan length = 3937 mm inc. towball exc. AdBlue	10/12-		316 316 600 001			90	20.0	7.2	75	1100		316 353 300 107			S	FRE	--	--	--	H	60	B		
												316 353 300 113			S	FRE	--	D1	L1	H	60	B		
Mercedes CLK 2d Coupé/ Convertible C208 and convertible CLK exc. 430 CLK and AMG-vehicles	06/97-05/02		313 082 600 001			>150	17.2	9.1	75	1700		313 116 300 107			S	FRE	--	E	--	--	V	120	L	
												313 116 300 113			S	FRE	--	E	D	--	V	120	L	
Mercedes C Class Sport Coupé CL203 exc. AMG-vehicles, CLC 05/08- Cover for cutout offered by Mercedes is not suitable.	01-05/08		313 189 600 001			>150	23.0	8.8	100	1500		313 168 300 107			S	CAN	C	E	--	--	H	60	B	
												313 168 300 113			S	CAN	C	E	D	--	H	60	B	
Mercedes E Class Convertible A207 exc. AMG vehicles, exc. vehicles with AMG look	03/10-12/16		313 214 600 001			>150	21.0	10.2	75	1900		313 361 300 107			S	CAN	C	E	--	--	H	45	B	
			313 438 600 001			120	23.0	10.2	75	1900		313 361 300 113			S	CAN	C	E	D	L	H	45	B	
		KIT		313 389 900 113			>150	23.0	10.2	75	1900		included in the KIT 313 361 300 113			S	CAN	C	E	D	L	H	45	B
		KIT		313 211 900 113			>150	25.0	10.2	75	1900		included in the KIT 313 361 300 113			S	CAN	C	E	D	L	H	45	B



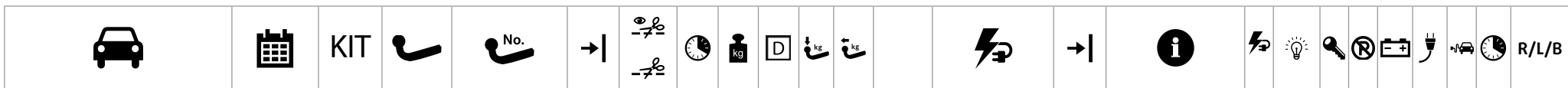
Mercedes-Benz

Mercedes E Class Coupé C207 exc. AMG vehicles, exc. vehicles with AMG look	05/09-12/16			313 214 600 001		>150	21.0	10.2	75	1900		313 361 300 107			S	CAN	C	E	--	--	H	45	B
				313 438 600 001		120	23.0	10.2	75	1900		313 361 300 113			S	CAN	C	E	D	L	H	45	B
		KIT		313 389 900 113		>150	23.0	10.2	75	1900		included in the KIT 313 361 300 113			S	CAN	C	E	D	L	H	45	B
		KIT		313 211 900 113		>150	25.0	10.2	75	1900		included in the KIT 313 361 300 113			S	CAN	C	E	D	L	H	45	B
Mercedes E Class Estate S210 exc. AMG-vehicles Vehicles with 300 TD motor and air conditioning: Please check the operating instructions of the vehicle before fitting the towbar.	05/96-03			313 121 600 001		150	17.1	11.5	84	2200		313 116 300 107			S	FRE	--	E	--	--	V	120	L
												313 116 300 113			S	FRE	--	E	D	--	V	120	L
Mercedes E Class Estate S211 exc. AMG inc. 4-Matic	03-09/09			313 203 600 001		150	23.5	11.5	130	2200		313 196 300 107			S	CAN	C	E	--	--	H	60	B
				313 204 600 001		150	23.0	11.5	130	2200		313 196 300 113			S	CAN	C	E	D	--	H	60	B
		KIT		313 203 900 113		150	25.5	11.5	130	2200		included in the KIT 313 196 300 113			S	CAN	C	E	D	--	H	60	B
		KIT		313 204 900 113		150	25.0	11.5	130	2200		included in the KIT 313 196 300 113			S	CAN	C	E	D	--	H	60	B
Mercedes E Class Estate S212 inc. AMG styling package	09/09-03/16			313 371 600 001		150	26.0	11.5	84	2100		313 361 300 107			S	CAN	C	E	--	--	H	45	B
				313 373 600 001		150	27.0	11.5	84	2100		313 361 300 113			S	CAN	C	E	D	L	H	45	B
		KIT		313 371 900 113		150	30.6	11.5	84	2100		included in the KIT 313 361 300 113			S	CAN	C	E	D	L	H	45	B
		KIT		313 373 900 113		150	32.5	11.5	84	2100		included in the KIT 313 361 300 113			S	CAN	C	E	D	L	H	45	B



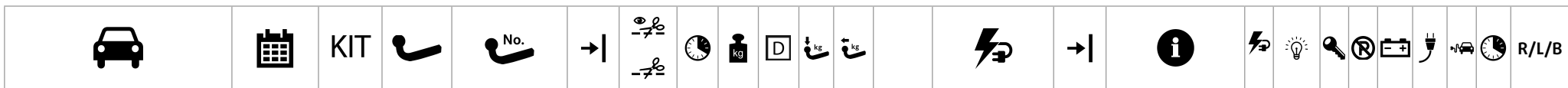
Mercedes-Benz

Mercedes GLC X253 inc. vehicles with height control inc. vehicles with AMG look for vehicles with rear flap sensor - - Please regard fitting instruction - wire for sensor must be ajusted	09/15-05/19	KIT		313 402 900 113		90	27.0	13.2	100	2500	included in the KIT 313 432 300 113	-05/19	S	CAN	C	E	D	L1	H	45	L
		KIT		313 403 900 113		90	27.0	13.2	100	2500											
Mercedes GLE W166 inc. vehicles with AMG look exc. GLE Coupé	04/15-09/18			313 405 600 001		90	47.0	16.8	140	3500	313 430 300 113	-09/18	S	CAN	C1	E	D	L1	H	60	B
Mercedes GLE W166 inc. vehicles with AMG look exc. GLE Coupé	04/15-09/18			313 406 600 001		90	50.0	16.8	140	3500	313 430 300 113	-09/18	S	CAN	C1	E	D	L1	H	60	B
		KIT		313 406 900 113		90	51.8	16.8	140	3500	included in the KIT 313 430 300 113	-09/18	S	CAN	C1	E	D	L1	H	60	B
Mercedes GLE W167	10/18-			313 661 600 001		60	34.4	16.0	140	3500	313 446 300 113	10/18- 2.0 inc. WLC	S	CAN	C	E	D	L	H	60	B
				313 662 600 001		60	37.3	16.0	140	3500											
		KIT		313 661 900 113		60	36.1	16.0	140	3500	included in the KIT 313 446 300 113	10/18- 2.0 inc. WLC	S	CAN	C	E	D	L	H	60	B
		KIT		313 662 900 113		60	38.0	16.0	140	3500	included in the KIT 313 446 300 113	10/18- 2.0 inc. WLC	S	CAN	C	E	D	L	H	60	B
Mercedes GLE Coupé C292	03/15-10/19			313 515 600 001		90	40.5	16.8	140	3500	313 430 300 113		S	CAN	C1	E	D	L1	H	60	B
Mercedes GLK X204	06/08-12/15			313 433 600 001		90	22.0	12.8	100	2500	313 210 300 113	-07/09 If a SAM- Low control unit is installed, it must be replaced by a higher quality SAM-High. Please observe the manufacturer's specifications.	S	CAN	C	E	D	L	H	45	B
				313 434 600 001		90	23.0	12.8	100	2500											
												313 361 300 107	07/09-	S	CAN	C	E	--	--	H	45
											313 361 300 113	07/09-	S	CAN	C	E	D	L	H	45	B







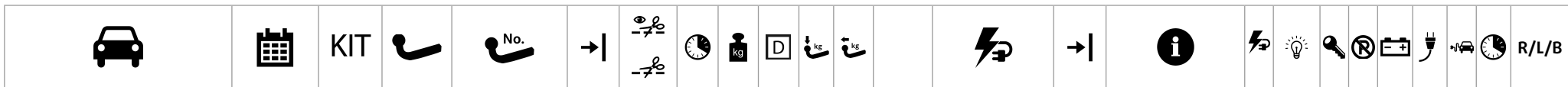
Mercedes-Benz

Mercedes GLK X204	07/09-12/15	KIT		313 433 900 113		90	24.0	12.8	100	2500	included in the KIT 313 361 300 113	07/09-	S	CAN	C	E	D	L	H	45	B
		KIT		313 434 900 113		90	27.0	12.8	100	2500	included in the KIT 313 361 300 113	07/09-	S	CAN	C	E	D	L	H	45	B
Mercedes GLS X166 inc. 8 cylinder diesel exc. vehicles with AMG look For vehicles with AdBlue tank please order: holder 913406609103	01/16-04/19			313 421 600 001		120	38.0	16.5	135	3500	313 430 300 113		S	CAN	C1	E	D	L1	H	60	B
Mercedes M Class W163 exc. vehicles with spare wheel on the tailgate	98-07/05			313 134 600 001		90	13.6	16.0	150	3500											
Mercedes M Class W163 exc. vehicles with spare wheel on the tailgate For vehicles -2000 we recommand to order bumper with cutout and cover of the vehicles 2000-2002 at Mercedes-Benz dealers.	98-07/05			313 179 600 001		90	15.0	16.0	150	3500											
Mercedes M Class W164	07/05-11/11			313 341 600 001		120	38.0	16.0	135	3500	313 138 300 113	Please order separately control unit + relay at DC dealers.	S	CAN	C	E	D	L	H	45	L
				313 340 600 001		120	39.0	16.0	135	3500											
Mercedes M Class W166 exc. vehicles with AMG look	06/11-12/15			313 405 600 001		90	47.0	16.8	140	3500	313 430 300 113		S	CAN	C1	E	D	L1	H	60	B
				313 406 600 001		90	50.0	16.8	140	3500											
		KIT		313 406 900 113		90	51.8	16.8	140	3500	included in the KIT 313 430 300 113		S	CAN	C1	E	D	L1	H	60	B
Mercedes R Class W251	08/05-12/14			313 222 600 001		>150	34.0	12.5	85	2100	313 138 300 113	Please order separately control unit + relay at DC dealers.	S	CAN	C	E	D	L	H	45	L



Mercedes-Benz

<p>Mercedes SLK is not permitted to tow by manufacturer.</p>																								
<p>Mercedes Sprinter Van types 209-224 and 309-324 Vehicles with 3,0 and 3,5 t max. total weight, increase to 3,8 t max. total weight is possible For vehicles with integrated step device in the bumper the middle part of the outer bumper must be exchanged (Please order separately at Mercedes dealers.). inc. towball Step DC-IR A906 520 0531 is not utilisable. Utilisable step: 313285600001 or 313440600001</p>	04/06-12/14	KIT		313 376 900 113			120	22.0	18.1	150	3500			included in the KIT 313 105 300 113		-12/14 for vehicles without preparation	S	CAN	C	E	D1	--	V	90 B
<p>Mercedes Sprinter Van types 209-224 and 309-324 for vehicles with step Vehicles with 3,0 and 3,5 t max. total weight, increase to 3,8 t max. total weight is possible inc. ball plate</p>	04/06-12/14	KIT		313 105 900 113			60	34.0	17.6	120	2800			included in the KIT 313 105 300 113		-12/14 for vehicles without preparation	S	CAN	C	E	D1	--	V	90 B
<p>Mercedes Sprinter Van types 411-424 and 509-524 Vehicles with 5,0 t max. total weight, reduction to 4,6 t max. total weight is possible. wheelbase: 3665 mm For vehicles with integrated step device in the bumper the middle part of the outer bumper must be exchanged (Please order separately at Mercedes dealers.). towball: 329141600001 (order separately) Step DC-IR A906 520 0531 is not utilisable. Utilisable step: 313285600001 or 313440600001</p>	04/06-01/18			313 272 600 001			120	21.0	20.2	150	3500		313 105 300 107		-12/14 for vehicles without preparation	S	CAN	C	E	--	--	V	90 B	
													313 105 300 113		-12/14 for vehicles without preparation	S	CAN	C	E	D1	--	V	90 B	
													313 107 300 113		01/15-01/18 for vehicles with preparation	S	CAN	C	E	D1	L1	H	45 B	
													313 108 300 107		01/15-01/18for vehicles without preparation	S	CAN	C	E	--	--	V	90 L	
													313 108 300 113		01/15-01/18 for vehicles without preparation	S	CAN	C	E	D1	L1	V	90 L	
													321 106 300 113		-12/14 vehicles with preparation	S	CAN	C	E	D	--	H	45 B	



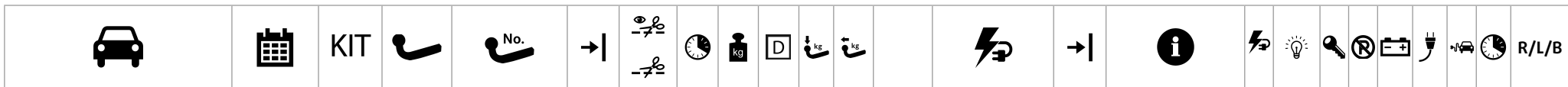
Mercedes-Benz

<p>Mercedes Sprinter Van types 411-424 and 509-524 Vehicles with 5,0 t max. total weight, reduction to 4,6 t max. total weight is possible. wheelbase: 4325 mm For vehicles with integrated step device in the bumper the middle part of the outer bumper must be exchanged (Please order separately at Mercedes dealers.). towball: 329141600001 (order separately) Step DC-IR A906 520 0531 is not utilisable. Utilisable step: 313285600001 or 313440600001</p>	04/06-01/18		313 273 600 001			120	21.0	20.2	150	3500		313 105 300 107	-12/14 for vehicles without preparation	S	CAN	C	E	--	--	V	90	B
												313 105 300 113	-12/14 for vehicles without preparation	S	CAN	C	E	D1	--	V	90	B
												313 107 300 113	01/15-01/18 for vehicles with preparation	S	CAN	C	E	D1	L1	H	45	B
												313 108 300 107	01/15-01/18 for vehicles without preparation	S	CAN	C	E	--	--	V	90	L
												313 108 300 113	01/15-01/18 for vehicles without preparation	S	CAN	C	E	D1	L1	V	90	L
												321 106 300 113	-12/14 vehicles with preparation	S	CAN	C	E	D	--	H	45	B
<p>Mercedes Sprinter Van types 209-224 and 309-324 frontwheeldrive -01/18 Vehicles with 3,0 and 3,5 t max. total weight, increase to 3,8 t max. total weight is possible For vehicles with integrated step device in the bumper the middle part of the outer bumper must be exchanged (Please order separately at Mercedes dealers.). towball: 329141600001 Step DC-IR A906 520 0531 is not utilisable. Utilisable step: 313285600001 or 313440600001</p>	04/06-01/18		313 376 600 001			120	20.0	18.1	150	3500		313 105 300 107	-12/14 for vehicles without preparation	S	CAN	C	E	--	--	V	90	B
												313 105 300 113	-12/14 for vehicles without preparation	S	CAN	C	E	D1	--	V	90	B
												313 107 300 113	01/15-01/18 for vehicles with preparation	S	CAN	C	E	D1	L1	H	45	B
												313 108 300 107	01/15-01/18 for vehicles without preparation	S	CAN	C	E	--	--	V	90	L
												313 108 300 113	01/15-01/18 for vehicles without preparation	S	CAN	C	E	D1	L1	V	90	L
												321 106 300 113	-12/14 vehicles with preparation	S	CAN	C	E	D	--	H	45	B




		KIT		No.																		R/L/B
--	--	-----	--	-----	--	--	--	--	--	--	--	--	--	--	--	--	--	--	--	--	--	-------

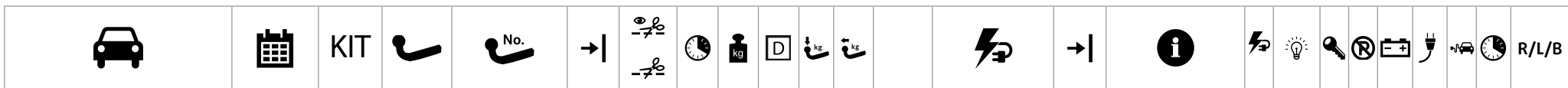
Mercedes-Benz

Mercedes Sprinter Chassis Cab types 411-424 and 509-524 Vehicles with 5,0 t max. total weight, reduction to 4,6 t max. total weight is possible wheelbase: 3665 + 4325 mm inc. towball	04/06-12/14	KIT		313 275 900 113			90	20.0	20.2	150	3500			included in the KIT 313 105 300 113		-12/14 for vehicles without preparation	S	CAN	C	E	D1	--	V	90	B
Mercedes Sprinter Chassis Cab types 209-224 and 309-324 Vehicles with 3,0 and 3,5 t max. total weight, increase to 3,8 t max. total weight is possible exc. vehicles with underrun guard inc. towball	04/06-12/14	KIT		313 377 900 113			90	22.0	18.1	150	3500			included in the KIT 313 105 300 113		-12/14 for vehicles without preparation	S	CAN	C	E	D1	--	V	90	B
Mercedes Sprinter Chassis Cab - 3,8 t types 209-224 and 309-324 exc. vehicles with underrun guard inc. towball 329080600001	04/06-12/14	KIT		313 522 900 113			60	21.8	20.2	240	3500			included in the KIT 313 105 300 113		-12/14 for vehicles without preparation	S	CAN	C	E	D1	--	V	90	B
Mercedes Sprinter Chassis Cab types 411-424 and 509-524 Vehicles with 5,0 t max. total weight, reduction to 4,6 t max. total weight is possible wheelbase: 3665 + 4325 mm towball: 329059600001	04/06-01/18			313 275 600 001			90	18.0	20.2	150	3500			313 105 300 107		-12/14 for vehicles without preparation	S	CAN	C	E	--	--	V	90	B
														313 105 300 113		-12/14 for vehicles without preparation	S	CAN	C	E	D1	--	V	90	B
														313 107 300 113		01/15-01/18 for vehicles with preparation	S	CAN	C	E	D1	L1	H	45	B
														313 108 300 107		01/15-01/18 for vehicles without preparation	S	CAN	C	E	--	--	V	90	L
														313 108 300 113		01/15-01/18 for vehicles without preparation	S	CAN	C	E	D1	L1	V	90	L
321 106 300 113		-12/14 vehicles with preparation	S	CAN	C	E	D	--	H	45	B														



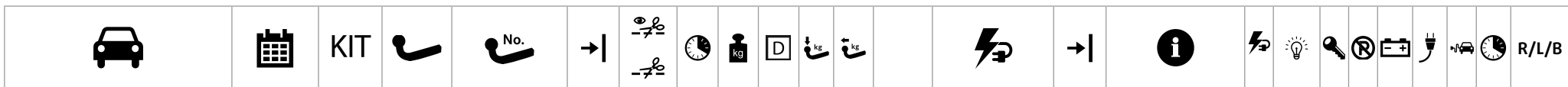
Mercedes-Benz

Mercedes Sprinter Chassis Cab types 209-224 and 309-324 Vehicles with 3,0 and 3,5 t max. total weight, increase to 3,8 t max. total weight is possible exc. vehicles with underrun guard towball: 329059600001	04/06-01/18		313 377 600 001			90	20.0	18.1	150	3500		313 105 300 107	-12/14 for vehicles without preparation	S	CAN	C	E	--	--	V	90	B
												313 105 300 113	-12/14 for vehicles without preparation	S	CAN	C	E	D1	--	V	90	B
												313 107 300 113	01/15-01/18 for vehicles with preparation	S	CAN	C	E	D1	L1	H	45	B
												313 108 300 107	01/15-01/18 for vehicles without preparation	S	CAN	C	E	--	--	V	90	L
												313 108 300 113	01/15-01/18 for vehicles without preparation	S	CAN	C	E	D1	L1	V	90	L
												321 106 300 113	-12/14 vehicles with preparation	S	CAN	C	E	D	--	H	45	B
Mercedes Sprinter Chassis Cab - 3,8 t types 209-224 and 309-324 exc. vehicles with underrun guard inc. towball	04/06-01/18		313 522 600 001			60	19.6	20.2	240	3500		313 105 300 107	-12/14 for vehicles without preparation	S	CAN	C	E	--	--	V	90	B
												313 105 300 113	-12/14 for vehicles without preparation	S	CAN	C	E	D1	--	V	90	B
												313 107 300 113	01/15-01/18 for vehicles with preparation	S	CAN	C	E	D1	L1	H	45	B
												313 108 300 107	01/15-01/18 for vehicles without preparation	S	CAN	C	E	--	--	V	90	L
												313 108 300 113	01/15-01/18 for vehicles without preparation	S	CAN	C	E	D1	L1	V	90	L
												321 106 300 113	-12/14 vehicles with preparation	S	CAN	C	E	D	--	H	45	B
Mercedes Sprinter Chassis Cab - 3,8 t types 209-224 and 309-324 exc. vehicles with underrun guard inc. towball 329080600001	01/15-01/18	KIT		313 107 900 113		60	22.9	20.2	240	3500		included in the KIT 313 108 300 113	01/15-01/18 for vehicles without preparation	S	CAN	C	E	D1	L1	V	90	L



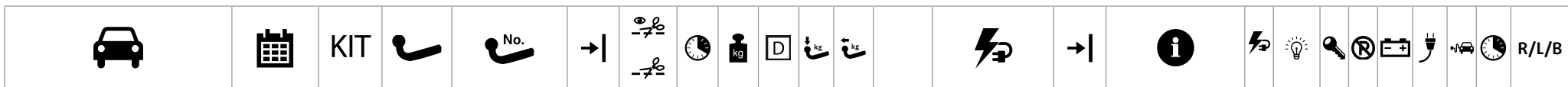
Mercedes-Benz

Mercedes Sprinter Chassis Cab 907 + 910 towball inc. for vehicles without step exc. vehicles with underrun protection under the rear crossmember (EG according to data card C71) exc. vehicles with 5,0 and 5,5 t total weight swap system allowed	02/18-			313 641 600 001						60	21.7	20.2	150	3500		313 217 300 113		02/18- 2.0	inc. WLC	S	FRE	C	E	D	L1	V	75	B
		KIT		313 641 900 113						60	23.4	20.2	150	3500		included in the KIT 313 217 300 113		02/18- 2.0	inc. WLC	S	FRE	C	E	D	L1	V	75	B
Mercedes V-Klasse W447 inc. 4x4	04/14-			313 435 600 001					90	20.0	13.8	100	2500		313 436 300 107				S	CAN	C	E2	--	--	V	90	B	
				313 436 600 001					90	21.0	13.8	100	2500		313 436 300 113				S	CAN	C	E2	D	L1	V	90	B	
		KIT		313 435 900 113					90	22.0	13.8	100	2500		included in the KIT 313 436 300 113				S	CAN	C	E2	D	L1	V	90	B	
		KIT		313 436 900 113					90	23.0	13.8	100	2500		included in the KIT 313 436 300 113				S	CAN	C	E2	D	L1	V	90	B	
Mercedes Vaneo W414 exc. vehicles with dual fuel engine and automatic transmission -10/02 (- chassis-no. 414.700 1N219 022)	02/02-07/05			313 188 600 001					120	15.0	7.4	75	1200		300 072 300 107				--	FRE	--	--	--	--	V		B	
															300 072 300 113				--	FRE	--	--	D1	L1	V		B	
Mercedes Viano / V Class 4x4	09/03-04/14			313 175 600 001					120	18.0	12.1	100	2000		313 176 300 107				S		--	E1	--	--		75	L	
															313 176 300 113				S		--	E1	D1	L1		75	L	
Mercedes Viano / V Class from chassis no. 16793 inc. 4x4	02/04-04/14			313 240 600 001					120	19.0	13.8	150	2500		313 176 300 107				S		--	E1	--	--		75	L	
															313 176 300 113				S		--	E1	D1	L1		75	L	
		KIT		313 240 900 113					120	20.5	13.8	150	2500		included in the KIT 313 176 300 113				S		--	E1	D1	L1		75	L	
Mercedes Viano / V Class from chassis no. 16793 inc. 4x4, exc. Brabus Please order separately cover for bumper cutout at Mercedes dealer's.	02/04-04/14			313 382 600 001					90	20.0	13.5	150	2500		313 176 300 107				S		--	E1	--	--		75	L	
															313 176 300 113				S		--	E1	D1	L1		75	L	
		KIT		313 382 900 113					90	22.0	13.5	150	2500		included in the KIT 313 176 300 113				S		--	E1	D1	L1		75	L	



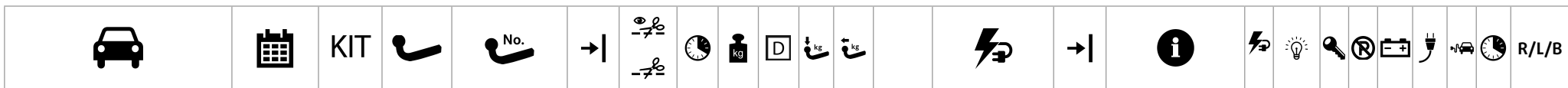
Mercedes-Benz

Mercedes Vito 4x4	09/03-08/14			313 175 600 001		120	18.0	12.1	100	2000		313 176 300 107			S		--	E1	--	--		75	L	
													313 176 300 113			S		--	E1	D1	L1		75	L
Mercedes Vito from chassis no. 16793 inc. 4x4, exc. Brabus	02/04-08/14			313 240 600 001		120	19.0	13.8	150	2500		313 176 300 107			S		--	E1	--	--		75	L	
												313 176 300 113			S		--	E1	D1	L1		75	L	
			KIT		313 240 900 113		120	20.5	13.8	150	2500		included in the KIT 313 176 300 113			S		--	E1	D1	L1		75	L
Mercedes Vito from chassis no. 16793 inc. 4x4, exc. Brabus Please order separately cover for bumper cutout at Mercedes dealer's.	02/04-08/14			313 382 600 001		90	20.0	13.5	150	2500		313 176 300 107			S		--	E1	--	--		75	L	
												313 176 300 113			S		--	E1	D1	L1		75	L	
			KIT		313 382 900 113		90	22.0	13.5	150	2500		included in the KIT 313 176 300 113			S		--	E1	D1	L1		75	L
Mercedes Vito W447 inc. 4x4	09/14-			313 435 600 001		90	20.0	13.8	100	2500		313 436 300 107			S	CAN	C	E2	--	--	V	90	B	
					313 436 600 001		90	21.0	13.8	100	2500		313 436 300 113			S	CAN	C	E2	D	L1	V	90	B
			KIT		313 435 900 113		90	22.0	13.8	100	2500		included in the KIT 313 436 300 113			S	CAN	C	E2	D	L1	V	90	B
			KIT		313 436 900 113		90	23.0	13.8	100	2500		included in the KIT 313 436 300 113			S	CAN	C	E2	D	L1	V	90	B
Mercedes class X inc. towball	09/17-			332 353 600 001		30	30.6	17.2	140	3500		332 354 300 113			S	FRE	--	E2	D1	L1	H	90	B	
			KIT		332 337 900 113		30	32.0	17.2	140	3500		included in the KIT 332 354 300 113			S	FRE	--	E2	D1	L1	H	90	B



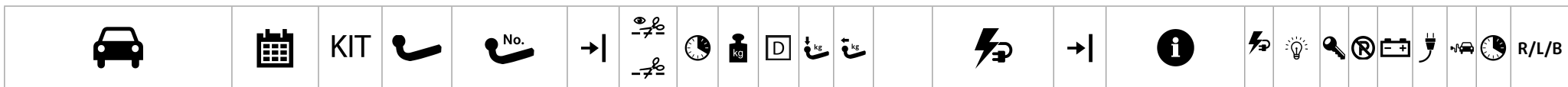
Mini

Mini R55 Clubman (estate) inc. Cooper S, Clubvan Please check if there is a towing capacity in the car documents.	11/07-09/10			323 084 600 001			40	20.5	6.0	50	1000				323 097 300 113				S	CAN	--	E	D	L1	V	120	B
Mini R55 Clubman (estate) inc. Cooper S, Clubvan Please check if there is a towing capacity in the car documents.	09/10-06/14			323 100 600 001			40	20.5	6.0	50	1000				323 097 300 113				S	CAN	--	E	D	L1	V	120	B
Mini R60 Countryman exc. vehicles with factory provided bicycle carriers preparation. Exc. Cooper S/SD Please check if there is a towing capacity in the car documents.	09/10-05/16			323 097 600 001			60	21.0	7.4	75	1200				323 097 300 113				S	CAN	--	E	D	L1	V	120	B
		KIT		323 097 900 113			60	23.0	7.4	75	1200			included in the KIT 323 097 300 113					S	CAN	--	E	D	L1	V	120	B
Mini Convertible is not permitted to tow by manufacturer.																											
Mini Clubman Cooper S exc. vehicles with foot sensor	11/15-			303 372 600 001			90	21.0	10.4	80	2000				303 372 300 113				S	CAN	--	E	D	L1	V	105	B
		KIT		303 372 900 113			90	24.0	10.4	80	2000			included in the KIT 303 372 300 113					S	CAN	--	E	D	L1	V	105	B
Mini Coupé is not permitted to tow by manufacturer.	09/11-																										



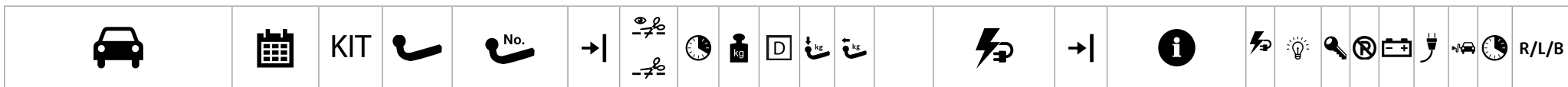
Mitsubishi

Mitsubishi Colt 5 doors	06/04-12/12		340 074 600 001		90	20.0	6.4	50	1000		300 072 300 107				--	FRE	--	--	--	--	V		B		
Mitsubishi Crossover ASX inc. ASX 2019-	06/10-		340 092 600 001		90	22.0	8.5	70	1400		340 093 300 113					S	A	--	--	D	L	H	60	B	
		KIT		340 092 900 113		90	24.0	8.5	70	1400		included in the KIT 340 093 300 113					S	A	--	--	D	L	H	60	B
																		KIT							
Mitsubishi Eclipse Cross	10/17-		340 131 600 001		45	24.7	9.0	80	1600		340 099 300 113					S	A	--	E2	D	L	V	75	B	
																	KIT								
		KIT		340 132 600 001		45	26.0	9.0	80	1600	included in the KIT 340 099 300 113					S		A	--	E2	D	L	V	75	
																	KIT								340 132 900 113
Mitsubishi L200 Club-Cab, Single-Cab Double-Cab -07/09 exc. Double-Cab 08/09- inc. towball	01/06-07/15		340 089 600 001		90	35.0	14.7	120	3000		300 052 300 107	→				--	FRE	--	E1	--	--	V		B	
Mitsubishi L200 Double-Cab incl. Longbed inc. towball	08/09-07/15		340 091 600 001		60	35.0	14.7	120	3000		300 052 300 107	→				--	FRE	--	E1	--	--	V		B	
Mitsubishi L200 Double Cab inc. towball exc. AdBlue	07/15-08/19		340 124 600 001		60	31.5	14.7	125	3100		340 136 300 107					S	C2	--	--	--	--	V	90	B	
		KIT		340 124 900 113		60	35.5	14.7	125	3100	included in the KIT 340 136 300 113						S	C2	--	--	D	L1	V	90	B



Mitsubishi

Mitsubishi Lancer 4d sedan inc. Sportback exc. Ralliart	12/07-			340 096 600 001		60	21.0	8.4	75	1400		300 210 300 107			--	A	--	E1	--	--	V	90	B	
				340 097 600 001		60	21.0	8.4	75	1400		300 210 300 113			--	A	--	E1	D1	L1	V	90	B	
Mitsubishi Outlander	04/07-09/12			340 094 600 001		90	27.0	10.9	100	2000		340 075 300 113			S	FRE	--	E	D	L	H	75	B	
		KIT		340 094 900 113		90	29.0	10.9	100	2000		included in the KIT 340 075 300 113			S	FRE	--	E	D	L	H	75	B	
Mitsubishi Outlander exc. PHEV Hybrid	09/12-			340 098 600 001		90	25.0	11.0	100	2000		340 099 300 113		PHEV = 300210300113	S	A	--	E2	D	L	V	75	B	
				340 099 600 001		90	25.0	11.0	100	2000														
		KIT		340 098 900 113		90	27.0	11.0	100	2000		included in the KIT 340 099 300 113		PHEV = 300210300113	S	A	--	E2	D	L	V	75	B	
		KIT		340 099 900 113		90	27.0	11.0	100	2000		included in the KIT 340 099 300 113		PHEV = 300210300113	S	A	--	E2	D	L	V	75	B	
Mitsubishi Shogun	03/07-			340 072 600 001		120	19.0	15.9	132	3180		340 072 300 113			S	FRE	--	--	D1	L1	V	60	L	



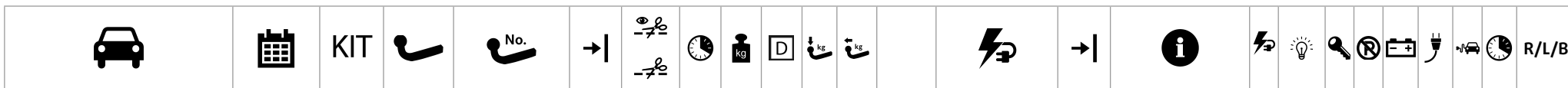
Nissan

Nissan Almera Tino	08/00-12/06			332 162 600 001		>150	17.0	8.4	75	1650		300 072 300 107			--	FRE	--	--	--	--	V		B	
												300 072 300 113			--	FRE	--	--	D1	L1	V		B	
Nissan Cabstar Chassis Cab NT 400 type 406 inc. towball	10/06-			332 273 600 001		60	22.5	19.4	150	3500		300 201 300 113			--	A	--	E1	D1	--	V		B	
Nissan Interstar Van inc. towball 329057600001 When mounting the swap system please order towball order no. 329141600001. exc. Master Maxi	01/98-12/10			316 126 600 001		60	29.8	15.3	80	2800		300 052 300 107		-11/03	--	FRE	--	E1	--	--	--	V		B
												300 052 300 113		-11/03	--	FRE	--	E1	D1	--	V		B	
												316 130 300 113		11/03-	S	FRE	--	--	D1	L1	H	45	L	
Nissan Interstar Chassis Cab inc. towball 329057600001 When mounting the swap system please order towball order no. 329141600001.	01/98-12/10			316 126 600 001		60	29.8	15.3	80	2800		300 052 300 107		-10/03	--	FRE	--	E1	--	--	--	V		B
												300 052 300 113		-10/03	--	FRE	--	E1	D1	--	V		B	
Nissan Juke 2 WD exc. Nismo	10/10-			332 304 600 001		60	25.0	8.5	75	1500		332 305 300 113			S	A	--	E1	D1	L1	V	60	B	
		KIT		332 304 900 113		60	27.0	8.5	75	1500		included in the KIT 332 305 300 113			S	A	--	E1	D1	L1	V	60	B	
Nissan Juke 4 WD exc. Nismo	10/10-			332 305 600 001		60	27.0	8.5	75	1500		332 305 300 113			S	A	--	E1	D1	L1	V	60	B	
		KIT		332 305 900 113		60	29.0	8.5	75	1500		included in the KIT 332 305 300 113			S	A	--	E1	D1	L1	V	60	B	
Nissan Kubistar	01/02-12/09			316 201 600 001		60	12.0	7.6	75	1320		316 205 300 107		only for models with acoustical sensor	S	A	--	--	D1	--	H	45	L	
												316 205 300 113		only for models with acoustical sensor	S	A	--	--	D1	--	H	45	B	
Nissan Kubistar 4x4	01/02-12/09			316 205 600 001		60	12.0	7.6	75	1320		316 205 300 107		only for models with acoustical sensor	S	A	--	--	D1	--	H	45	L	
												316 205 300 113		only for models with acoustical sensor	S	A	--	--	D1	--	H	45	B	


























		KIT		No.	→								→										R/L/B
--	--	-----	--	-----	---	--	--	--	--	--	--	--	---	--	--	--	--	--	--	--	--	--	-------

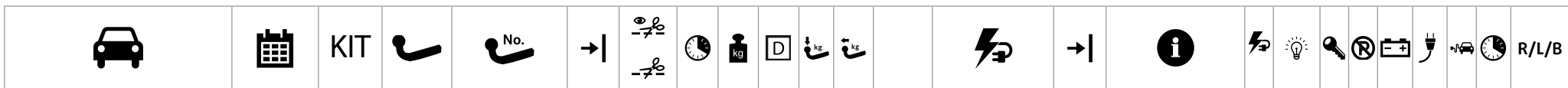
Nissan

Nissan NV 200 / Evalia exc. e-NV 200	10/09-			332 264 600 001	→		120	18.0	7.5	75	1100		332 265 300 107			S	FRE	--	--	--	--	V	60	L
				332 265 600 001	→		120	20.0	7.5	75	1100		332 265 300 113			S	FRE	--	--	D1	L1	V	60	B
		KIT		332 264 900 113			120	20.0	7.5	75	1100		included in the KIT 332 265 300 113			S	FRE	--	--	D1	L1	V	60	B
		KIT		332 265 900 113	→		120	22.0	7.5	75	1100		included in the KIT 332 265 300 113			S	FRE	--	--	D1	L1	V	60	B
Nissan NV 200 / Evalia exc. e-NV 200 inc. towball	10/09-			332 267 600 001	→		120	22.0	7.5	75	1100		332 265 300 107			S	FRE	--	--	--	--	V	60	L
												332 265 300 113			S	FRE	--	--	D1	L1	V	60	B	
Nissan NV 300	01/16-			316 312 600 001			60	25.0	12.1	80	2000		316 312 300 107			S	FRE	--	E2	--	--	H	90	B
												316 312 300 113			S	FRE	--	E2	D1	L1	H	90	B	
KIT		316 312 900 113				60	26.3	12.1	80	2000		included in the KIT 316 312 300 113			S	FRE	--	E2	D1	L1	H	90	B	
Nissan NV 300 inc. towball	01/16-			316 408 600 001			60	25.0	12.1	80	2000		316 312 300 107			S	FRE	--	E2	--	--	H	90	B
												316 312 300 113			S	FRE	--	E2	D1	L1	H	90	B	
KIT		316 311 900 113				60	26.3	12.1	80	2000		included in the KIT 316 312 300 113			S	FRE	--	E2	D1	L1	H	90	B	
Nissan NV 400 box/estate front wheel drive inc. towball	03/10-			316 318 600 001			60	19.3	14.3	100	2500		316 300 300 107		for vehicles without central plug connection	S	FRE	--	E1	--	--	H	45	B
												316 300 300 113		for vehicles without central plug connection	S	FRE	--	E1	D1	L1	H	45	B	
													316 318 300 113		for vehicles with central plug connection	S	FRE	--	E2	D1	L1	H	15	B
Nissan NV 400 platform front + rear wheel drive inc. towball not for vehicles with double tires	07/10-			316 347 600 001			60	16.5	13.7	85	2300		300 201 300 113			--	A	--	E1	D1	--	V		B
												316 319 300 113		for vehicles with preparation	S	FRE	--	E1	D1	--	H	15	B	
Nissan Navara D40 05-15 D23 11/15- inc. towball	05-			332 353 600 001			30	30.6	17.2	140	3500		332 354 300 113		01/16-	S	FRE	--	E2	D1	L1	H	90	B



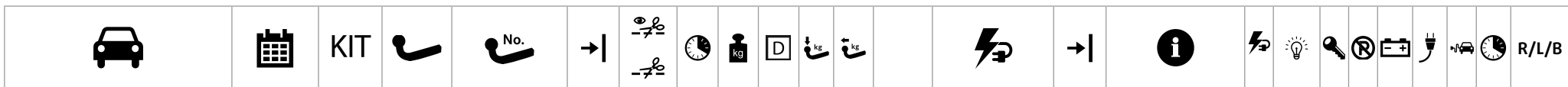
Nissan

Nissan Navara D23 inc. towball	01/16-	KIT		332 337 900 113		30	32.0	17.2	140	3500		included in the KIT 332 354 300 113	01/16-	S	FRE	--	E2	D1	L1	H	90	B	
Nissan Note	03/06-10/13			332 239 600 001		90	16.5	6.9	50	1200		300 072 300 107 300 072 300 113		--	FRE	--	--	--	--	V		B	
Nissan Note exc. DIG-S CVT	10/13-			332 308 600 001		90	15.0	3.5	45	450		300 210 300 107 300 210 300 113		--	A	--	E1	--	--	V	90	B	
Nissan Pathfinder	03/05-12/14			332 301 600 001		60	15.0	16.4	140	3500		332 303 300 113		S	FRE	--	E2	D1	L1	V	75	B	
				332 303 600 001		60	16.0	16.4	140	3500													
		KIT		332 301 900 113		60	17.0	16.4	140	3500		included in the KIT 332 303 300 113		S	FRE	--	E2	D1	L1	V	75	B	
		KIT		332 303 900 113		>150	18.0	16.4	140	3500		included in the KIT 332 303 300 113		S	FRE	--	E2	D1	L1	V	75	B	
Nissan Pathfinder inc. towball	03/05-12/14			332 302 600 001		60	15.0	16.4	140	3500		332 303 300 113		S	FRE	--	E2	D1	L1	V	75	B	
Nissan Pick-up D40 Navarra for vehicles with bumper with integrated step inc. towball if using a swap system (bolt coupling or 4-whole-towball) an additional plate is necessary, order no. 932245605002	07/05-12/15			332 321 600 001		60	25.0	15.5	120	3000		300 052 300 107 300 052 300 113			--	FRE	--	E1	--	--	V		B
														--	FRE	--	E1	D1	--	V		B	
Nissan Primastar inc. towball	03-09/14			314 364 600 001		60	21.0	12.3	85	2100		314 364 300 113 314 860 300 113 314 870 300 113	-08/06 08/06-03/10 03/10-	S	FRE	--	E	D1	--	H	75	B	
														S	FRE	--	--	D1	L1	H	60	B	
														S	FRE	--	--	D1	L1	H	60	B	
Nissan Primastar inc. towball	08/06-03/10	KIT		314 364 900 113		60	23.0	12.3	85	2100		included in the KIT 314 860 300 113	08/06-03/10	S	FRE	--	--	D1	L1	H	60	B	
Nissan Primastar inc. towball	03/10-09/14	KIT		314 870 900 113		60	23.0	12.3	85	2100		included in the KIT 314 870 300 113	03/10-	S	FRE	--	--	D1	L1	H	60	B	



























Nissan

Nissan Pulsar	09/14-			332 330 600 001		60	25.0	7.4	75	1200		332 314 300 107			S	A	--	--	--	--	V	90	B
												332 314 300 113			S	A	--	--	D1	L1	V	90	B
		KIT		332 329 900 113		60	25.0	7.4	75	1200		included in the KIT 332 314 300 113			S	A	--	--	D1	L1	V	90	B
		KIT		332 330 900 113		60	26.0	7.4	75	1200		included in the KIT 332 314 300 113			S	A	--	--	D1	L1	V	90	B
Nissan Pulsar exc. AdBlue models	09/14-			332 329 600 001		60	22.5	7.4	75	1200		332 314 300 107			S	A	--	--	--	--	V	90	B
											332 314 300 113			S	A	--	--	D1	L1	V	90	B	
Nissan Qashqai, Qashqai +2 exc. AdBlue	02/07-01/14	KIT		332 246 900 113		120	24.0	9.4	100	1800		included in the KIT 332 262 300 113		-01/14	S	A	--	--	D1	L1	V	75	B
		KIT		332 247 900 113		120	27.0	9.4	100	1800		included in the KIT 332 262 300 113		-01/14	S	A	--	--	D1	L1	V	75	B
Nissan Qashqai, Qashqai +2 exc. AdBlue inc. towball	02/07-12/17			332 266 600 001		120	22.6	8.6	70	1400		332 262 300 107	→	-01/14	S	A	--	--	--	--	V	75	B
											332 262 300 113		-01/14	S	A	--	--	D1	L1	V	75	B	
												332 327 300 107		02/14-07/19	S	FRE	--	E2	--	--	H	60	B
												332 327 300 113		02/14-07/19	S	FRE	--	E2	D	L1	H	60	B
Nissan Qashqai, Qashqai +2 exc. AdBlue	02/07-12/17			332 319 600 001		120	22.0	9.4	100	1800		332 262 300 107	→	-01/14	S	A	--	--	--	--	V	75	B
											332 262 300 113		-01/14	S	A	--	--	D1	L1	V	75	B	
												332 327 300 107		02/14-07/19	S	FRE	--	E2	--	--	H	60	B
												332 327 300 113		02/14-07/19	S	FRE	--	E2	D	L1	H	60	B
Nissan Qashqai, Qashqai +2 exc. AdBlue	02/14-12/17	KIT		332 326 900 113		120	24.0	9.4	100	1800		included in the KIT 332 327 300 113		02/14-07/19	S	FRE	--	E2	D	L1	H	60	B
		KIT		332 327 900 113		120	27.0	9.4	100	1800		included in the KIT 332 327 300 113		02/14-07/19	S	FRE	--	E2	D	L1	H	60	B



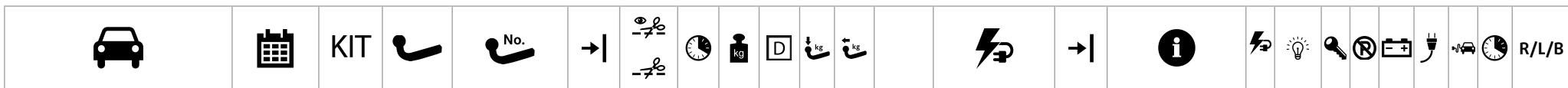
Nissan

Nissan Qashqai, Qashqai +2 J11	01/18-			332 359 600 001		75	24.1	10.1	100	1800		332 327 300 107		02/14-07/19	S	FRE	--	E2	--	--	H	60	B	
				332 360 600 001		75	25.2	10.1	100	1800		332 327 300 113		02/14-07/19	S	FRE	--	E2	D	L1	H	60	B	
Nissan Qashqai, Qashqai +2 J11	01/18-07/19	KIT		332 360 900 113		75	27.6	10.1	100	1800		included in the KIT 332 327 300 113		02/14-07/19	S	FRE	--	E2	D	L1	H	60	B	
Nissan X-Trail	09/01-06/07			332 237 600 001		150	17.4	11.8	100	2500		300 061 300 107			--	C2	--	--	--	--	V		B	
				300 061 300 113												--	C2	--	--	--	--	V		B
Nissan X-Trail	06/07-07/14			332 261 600 001		90	26.0	10.8	100	2200		332 262 300 107			S	A	--	--	--	--	V	75	B	
				332 262 600 001			90	27.5	10.8	100	2200		332 262 300 113			S	A	--	--	D1	L1	V	75	B
			KIT		332 261 900 113		90	28.0	10.8	100	2200		included in the KIT 332 262 300 113			S	A	--	--	D1	L1	V	75	B
			KIT		332 262 900 113			90	29.5	10.8	100	2200		included in the KIT 332 262 300 113			S	A	--	--	D1	L1	V	75
Nissan X-Trail inc. AdBlue	07/14-			332 323 600 001		90	27.0	10.9	80	2000		332 327 300 107			S	FRE	--	E2	--	--	H	60	B	
				332 323 900 113		90	29.0	10.9	80	2000		included in the KIT 332 327 300 113			S	FRE	--	E2	D	L1	H	60	B	

		KIT		No.																			R/L/B
--	--	-----	--	-----	--	--	--	--	--	--	--	--	--	--	--	--	--	--	--	--	--	--	-------

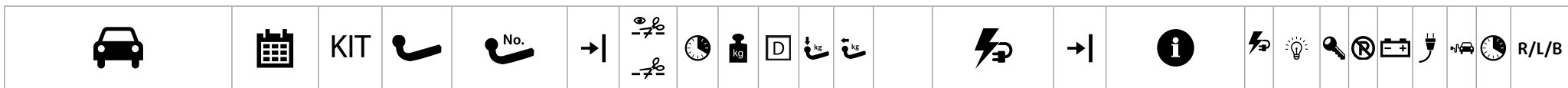
Opel

Opel Antara exc. vehicles with bike carrier system Flex-Fix exc. vehicles with height control	02/07-05/11	KIT		314 304 900 113			150	26.0	12.3	150	2500		included in the KIT 349 025 300 113		-05/11 chassis H5BB034033	S	A	--	E	D1	L1	V	90	B
		KIT		314 305 900 113			150	26.0	12.3	150	2500		included in the KIT 349 025 300 113		-05/11 chassis H5BB034033	S	A	--	E	D1	L1	V	90	B
Opel Antara exc. vehicles with bike carrier system Flex-Fix exc. vehicles with height control	02/07-02/15			314 304 600 001			150	24.0	12.3	150	2500		314 422 300 113		05/11-	S	A	--	E2	D	L1	V	90	L
				314 486 600 001			150	24.0	12.3	150	2500		342 027 300 113		for vehicles with preparation	S	FRE	--	E1	D	L1	H	30	B
													349 025 300 113		-05/11 chassis H5BB034033	S	A	--	E	D1	L1	V	90	B
Opel Antara exc. vehicles with bike carrier system Flex-Fix exc. vehicles with height control	05/11-02/15	KIT		314 421 900 113			150	26.0	12.3	150	2500		included in the KIT 314 422 300 113		05/11-	S	A	--	E2	D	L1	V	90	L
		KIT		314 422 900 113			150	26.0	12.3	150	2500		included in the KIT 314 422 300 113		05/11-	S	A	--	E2	D	L1	V	90	L
Opel Astra Convertible - Twin Top	05/06-04/13			314 310 600 001			100	20.0	8.0	75	1400		314 300 300 107			S	FRE	C	E	--	--	H	45	B
													314 300 300 113			S	FRE	C	E	D	L1	H	45	B
Opel Astra Coupé	00-03/04			314 236 600 001			>150	23.1	8.6	75	1500		300 072 300 107			--	FRE	--	--	--	--	V		B
													300 210 300 107			--	A	--	E1	--	--	V	90	B
													300 210 300 113			--	A	--	E1	D1	L1	V	90	B
Opel Astra G Hatchback and Saloon	03/98-03/04			314 236 600 001			>150	23.1	8.6	75	1500		300 072 300 107			--	FRE	--	--	--	--	V		B
													300 210 300 107			--	A	--	E1	--	--	V	90	B
													300 210 300 113			--	A	--	E1	D1	L1	V	90	B
													314 274 300 113			S	FRE	--	--	D1	L1	V	90	
		KIT		314 236 900 113			>150	25.1	8.6	75	1500		included in the KIT 314 274 300 113			S	FRE	--	--	D1	L1	V	90	



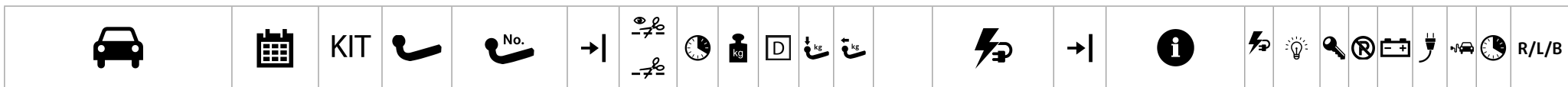
Opel

Opel Astra H Estate To guarantee an optimal fit of the bumper it is necessary to mount a support, please order from Opel-dealer, order no. 1313 8158 and 1316 8808.	10/04-11/10			314 496 600 001			60	17.0	9.1	75	1650		300 210 300 113	for vehicles without rear central electronic (REC)	--	A	--	E1	D1	L1	V	90	B
				314 500 600 001			60	18.5	9.1	75	1600		314 300 300 107	for vehicles with rear central electronic (REC)	S	FRE	C	E	--	--	H	45	B
													314 300 300 113	for vehicles with rear central electronic (REC)	S	FRE	C	E	D	L1	H	45	B
		KIT		314 285 900 113			60	19.0	9.1	75	1650		included in the KIT 314 300 300 113	for vehicles with rear central electronic (REC)	S	FRE	C	E	D	L1	H	45	B
		KIT		314 287 900 113			60	19.5	9.1	75	1650		included in the KIT 314 300 300 113	for vehicles with rear central electronic (REC)	S	FRE	C	E	D	L1	H	45	B
Opel Astra H Hatchback inc. GTC exc. VXR / 240 HP	03/04-12/09			314 299 600 001			60	21.5	9.0	75	1650		300 210 300 113	for vehicles without rear central electronic (REC)	--	A	--	E1	D1	L1	V	90	B
				314 281 600 001			60	21.5	9.0	75	1650		314 300 300 107	for vehicles with rear central electronic (REC)	S	FRE	C	E	--	--	H	45	B
													314 300 300 113	for vehicles with rear central electronic (REC)	S	FRE	C	E	D	L1	H	45	B
		KIT		314 299 900 113			60	23.5	9.0	75	1650		included in the KIT 314 300 300 113	for vehicles with rear central electronic (REC)	S	FRE	C	E	D	L1	H	45	B
		KIT		314 281 900 113			60	23.5	9.0	75	1650		included in the KIT 314 300 300 113	for vehicles with rear central electronic (REC)	S	FRE	C	E	D	L1	H	45	B
Opel Astra J 4 doors Saloon	10/12-			314 412 600 001	→		60	22.5	9.6	75	1500		314 386 300 107		S	CAN	--	E	--	--	V	90	B
				314 414 600 001			60	21.0	9.6	75	1500		314 386 300 113		S	CAN	--	E	D	L1	V	90	B
		KIT		314 412 900 113	→		60	24.5	9.6	75	1500		included in the KIT 314 386 300 113		S	CAN	--	E	D	L1	V	90	B
		KIT		314 414 900 113			60	23.0	9.6	75	1500		included in the KIT 314 386 300 113		S	CAN	--	E	D	L1	V	90	B































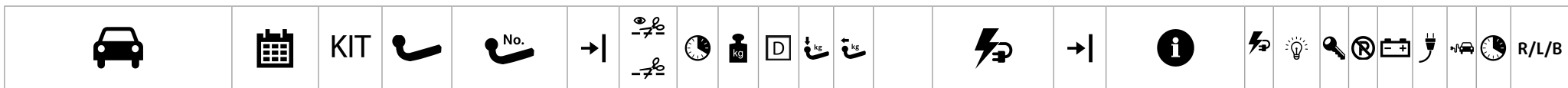
Opel

Opel Astra J Hatchback exc. vehicles with bike carrier system Flex-Fix	12/09-09/15			314 474 600 001		60	23.0	9.6	75	1800		314 386 300 107			S	CAN	--	E	--	--	V	90	B
				314 473 600 001		60	23.0	9.6	75	1800		314 386 300 113			S	CAN	--	E	D	L1	V	90	B
		KIT		314 474 900 113		60	25.0	9.6	75	1800		included in the KIT 314 386 300 113			S	CAN	--	E	D	L1	V	90	B
		KIT		314 473 900 113		60	25.0	9.6	75	1800		included in the KIT 314 386 300 113			S	CAN	--	E	D	L1	V	90	B
Opel Astra J GTC exc. VXR	01/12-			314 441 600 001		60	22.0	9.6	75	1800		314 386 300 107			S	CAN	--	E	--	--	V	90	B
				314 440 600 001		60	22.0	9.6	75	1800		314 386 300 113			S	CAN	--	E	D	L1	V	90	B
		KIT		314 441 900 113		60	24.0	9.6	75	1800		included in the KIT 314 386 300 113			S	CAN	--	E	D	L1	V	90	B
		KIT		314 440 900 113		60	24.0	9.6	75	1800		included in the KIT 314 386 300 113			S	CAN	--	E	D	L1	V	90	B
Opel Astra J Sports Tourer exc. vehicles with bike carrier system Flex-Fix Please order separately cover for bumper cutout at Vauxhall dealer's.	11/10-01/16			314 406 600 001		60	25.0	9.6	75	1800		314 386 300 107 314 386 300 113			S	CAN	--	E	--	--	V	90	B
		KIT		314 406 900 113		60	31.0	9.6	75	1800		included in the KIT 314 386 300 113			S	CAN	--	E	D	L1	V	90	B
Opel Astra J Sports Tourer exc. vehicles with bike carrier system Flex-Fix	11/10-01/16			314 407 600 001		60	24.5	9.6	75	1800		314 386 300 107 314 386 300 113			S	CAN	--	E	--	--	V	90	B
		KIT		314 407 900 113		60	26.5	9.6	75	1800		included in the KIT 314 386 300 113			S	CAN	--	E	D	L1	V	90	B
Opel Astra K Hatchback 5 doors not for vehicles with CVT transmission	09/15-			314 513 600 001		60	21.0	9.9	75	1700		314 514 300 107 314 514 300 113			S	CAN	--	E2	--	--	V	90	B
		KIT		314 513 900 113		60	24.0	9.9	75	1700		included in the KIT 314 514 300 113			S	CAN	--	E2	D	L1	V	90	B


















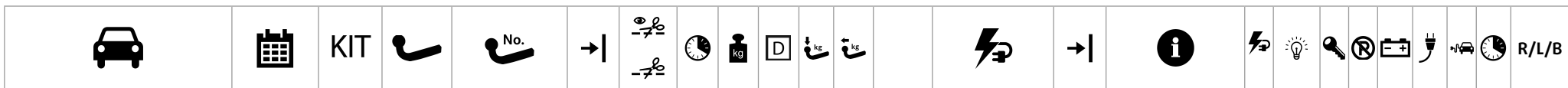
Opel

Opel Astra K Sports Tourer not for vehicles with CVT transmission Please order spoiler inc. cover for bumper cutout at Opel-dealers. To guarantee an optimal fit of the bumper it is necessary to mount a polystyrene carrier, please order from Vauxhall-dealer.	03/16-			314 516 600 001		60	19.5	9.9	75	1700		314 514 300 107			S	CAN	--	E2	--	--	V	90	B	
				314 515 600 001		60	20.0	9.9	75	1700		314 514 300 113			S	CAN	--	E2	D	L1	V	90	B	
			KIT		314 516 900 113		60	23.0	9.9	75	1700		included in the KIT 314 514 300 113			S	CAN	--	E2	D	L1	V	90	B
			KIT		314 515 900 113		60	24.5	9.9	75	1700		included in the KIT 314 514 300 113			S	CAN	--	E2	D	L1	V	90	B
Opel Cascada Convertible	05/13-			314 472 600 001		60	19.0	9.6	75	1300		314 386 300 107			S	CAN	--	E	--	--	V	90	B	
												314 386 300 113			S	CAN	--	E	D	L1	V	90	B	
Opel Combo exc. vehicles with gas drive (CNG) exc. vehicles with park distance control	02/12-08/18			306 368 600 001		60	23.0	9.2	100	1500		306 605 300 107			S	FRE	--	E	--	--	V	90	B	
												306 605 300 113			S	FRE	--	E	D1	L1	V	90	B	
		KIT		306 368 900 113		45	25.0	9.2	100	1500		included in the KIT 306 605 300 113			S	FRE	--	E	D1	L1	V	90	B	
Opel Combo exc. vehicles with gas drive (CNG)	02/12-08/18			306 369 600 001		60	25.0	9.2	100	1500		306 605 300 107			S	FRE	--	E	--	--	V	90	B	
												306 605 300 113			S	FRE	--	E	D1	L1	V	90	B	
		KIT		306 369 900 113		60	27.0	9.2	100	1500		included in the KIT 306 605 300 113			S	FRE	--	E	D1	L1	V	90	B	
Opel Combo inc. towball exc. vehicles with gas drive (CNG)	02/12-08/18			306 370 600 001		60	25.0	9.2	100	1500		306 605 300 107			S	FRE	--	E	--	--	V	90	B	
												306 605 300 113			S	FRE	--	E	D1	L1	V	90	B	
Opel Combo for vehicles with gas drive (CNG)	02/12-08/18			306 381 600 001		60	25.0	7.0	75	1000		306 605 300 107			S	FRE	--	E	--	--	V	90	B	
												306 605 300 113			S	FRE	--	E	D1	L1	V	90	B	
		KIT		306 381 900 113		60	27.0	7.0	75	1000		included in the KIT 306 605 300 113			S	FRE	--	E	D1	L1	V	90	B	
Opel Combo inc. towball for vehicles with gas drive (CNG)	02/12-08/18			306 382 600 001		60	25.0	7.0	75	1000		306 605 300 107			S	FRE	--	E	--	--	V	90	B	
												306 605 300 113			S	FRE	--	E	D1	L1	V	90	B	
		KIT		306 382 900 113		60	27.0	7.0	75	1000		included in the KIT 306 605 300 113			S	FRE	--	E	D1	L1	V	90	B	



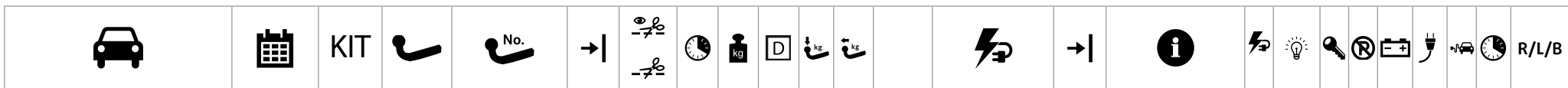
Opel

Opel Combo L1 Cargo + Life	09/18-			304 207 600 001			60	20.0	8.6	75	1500		314 594 300 113	inc. WLC 2.0	S	A	C1	E	D	L	V	90	B	
				304 209 600 001			60	20.5	8.6	75	1500													
Opel Combo L2 Cargo + Life	09/18-			304 210 600 001			60	21.0	8.6	75	1500		314 594 300 113	inc. WLC 2.0	S	A	C1	E	D	L	V	90	B	
				304 211 600 001			60	22.0	8.6	75	1500													
				304 212 600 001			60	21.5	8.6	75	1500													
Opel Combo L1 Cargo + Life inc. towball	09/18-			304 118 600 001			90	17.0	8.4	64	1600		314 594 300 113	inc. WLC 2.0	S	A	C1	E	D	L	V	90	B	
Opel Corsa Combo Van exc. vehicles with gas drive (CNG)	03/02-12/12			314 282 600 001			150	16.4	7.5	75	1200		300 072 300 107		--	FRE	--	--	--	--	V		B	
							314 335 300 113	S	FRE	--	E1		D1		--	H	45	L						
		KIT		314 282 900 113			150	18.0	7.5	75	1200		included in the KIT 314 335 300 113		S	FRE	--	E1	D1	--	H	45	L	
Opel Corsa D exc. vehicles with bike carrier system Flex-Fix exc. VXR / 192 HP, exc. Gsi	10/06-12/14			314 553 600 001			60	16.4	7.7	55	1200		314 307 300 107		S	A	--	--	--	--	V	90	B	
				314 436 600 001			60	18.5	7.7	55	1200		314 307 300 113		S	A	--	--	D1	--	V	90	B	
			KIT				314 306 900 113	60	19.0	7.7	55		1200		included in the KIT 314 307 300 113	S	A	--	--	D1	--	V	90	B
			KIT				314 307 900 113	60	20.5	7.7	55		1200		included in the KIT 314 307 300 113	S	A	--	--	D1	--	V	90	B



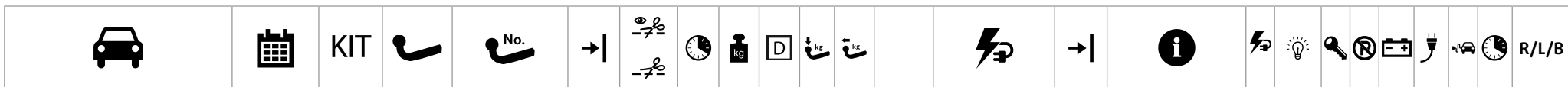
Opel

Opel Corsa E exc. vehicles with bike carrier system Flex-Fix exc. VXR / 192 HP, exc. Gsi	01/15-06/19			314 553 600 001		60	16.4	7.7	55	1200		314 436 300 107	-06/19	S	CAN	--	E	--	--	V	90	B
				314 436 600 001		60	18.5	7.7	55	1200		314 436 300 113	-06/19	S	CAN	--	E	D	L1	V	90	B
		KIT		314 435 900 113		60	19.0	7.7	55	1200		included in the KIT 314 436 300 113	-06/19	S	CAN	--	E	D	L1	V	90	B
		KIT		314 436 900 113		60	20.5	7.7	55	1200		included in the KIT 314 436 300 113	-06/19	S	CAN	--	E	D	L1	V	90	B
Opel Crossland X	03/17-			314 583 600 001		60	23.0	6.4	78	1000		314 580 300 113		S	CAN	C1	E2	D1	L1	V	90	B
				314 584 600 001		60	24.5	6.4	78	1000												
		KIT		314 583 900 113		60	24.0	6.4	78	1000		included in the KIT 314 580 300 113		S	CAN	C1	E2	D1	L1	V	90	B
		KIT		314 584 900 113		60	25.5	6.4	78	1000		included in the KIT 314 580 300 113		S	CAN	C1	E2	D1	L1	V	90	B
Opel Grandland X exc. Hybrid 4	07/17-			315 243 600 001		120	22.0	10.0	80	2000		314 590 300 113	→ inc. WLC 2.0 not for vehicles with electric tailgate	S	A	C1	E2	D1	L1	V	60	L
				315 244 600 001		120	24.0	10.0	80	2000												
		KIT		314 590 900 113		120	23.1	10.0	80	2000		included in the KIT 314 590 300 113	→ inc. WLC 2.0 not for vehicles with electric tailgate	S	A	C1	E2	D1	L1	V	60	L
		KIT		314 591 900 113		120	26.1	10.0	80	2000		included in the KIT 314 590 300 113	→ inc. WLC 2.0 not for vehicles with electric tailgate	S	A	C1	E2	D1	L1	V	60	L



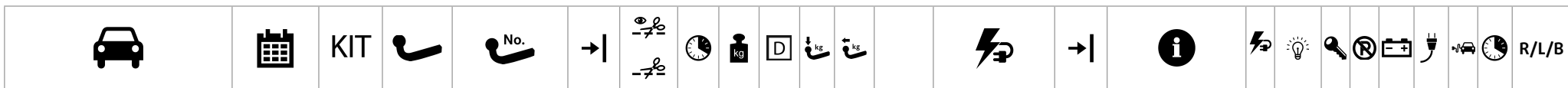
Opel

Opel Insignia Grand Sport exc. GSI exc. OPC	03/17-			314 581 600 001		60	25.6	11.0	134	2200		314 386 300 107			S	CAN	--	E	--	--	V	90	B
				314 582 600 001		60	26.4	11.0	134	2200		314 386 300 113			S	CAN	--	E	D	L1	V	90	B
		KIT		314 581 900 113		60	27.0	11.0	134	2200		included in the KIT 314 386 300 113			S	CAN	--	E	D	L1	V	90	B
		KIT		314 582 900 113		60	27.7	11.0	134	2200		included in the KIT 314 386 300 113			S	CAN	--	E	D	L1	V	90	B
Opel Insignia Saloon exc. VXR, inc. 4x4	11/08-05/17			314 389 600 001		90	23.0	11.3	85	2100		314 386 300 107			S	CAN	--	E	--	--	V	90	B
				314 341 600 001		90	24.0	11.3	85	2100		314 386 300 113			S	CAN	--	E	D	L1	V	90	B
		KIT		314 389 900 113		90	25.0	11.3	85	2100		included in the KIT 314 386 300 113			S	CAN	--	E	D	L1	V	90	B
		KIT		314 341 900 113		90	25.5	11.6	85	2100		included in the KIT 314 386 300 113			S	CAN	--	E	D	L1	V	90	B
Opel Insignia Sports Tourer 4 WD, front wheel drive exc. VXR	03/09-05/17			314 390 600 001		90	23.0	11.3	85	2100		314 342 300 107	08/09-05/17		S	CAN	--	E2	--	--	H	45	B
				314 342 600 001		90	26.5	11.3	85	2100		314 342 300 113	08/09-05/17		S	CAN	--	E2	D1	L1	H	45	B
Opel Insignia Sports Tourer 4 WD exc. VXR inc. Country Tourer (01/14-)	03/09-05/17			314 409 600 001		90	29.0	11.3	85	2100		314 342 300 107	08/09-05/17		S	CAN	--	E2	--	--	H	45	B
				314 409 600 001		90	29.0	11.3	85	2100		314 342 300 113	08/09-05/17		S	CAN	--	E2	D1	L1	H	45	B
Opel Insignia Sports Tourer 2 WD, front wheel drive exc. VXR	08/09-05/17	KIT		314 390 900 113		90	27.9	11.3	85	2100		included in the KIT 314 342 300 113	08/09-05/17		S	CAN	--	E2	D1	L1	H	45	B
		KIT		314 342 900 113		90	28.0	11.3	85	2100		included in the KIT 314 342 300 113	08/09-05/17		S	CAN	--	E2	D1	L1	H	45	B
















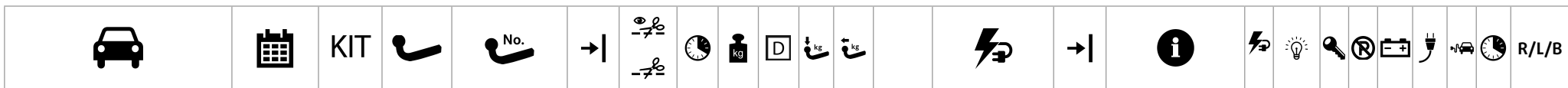
Opel

Opel Insignia Sports Tourer exc. GSI On vehicles with automatic tailgate opening, the sensor must be repositioned.	06/17-			314 587 600 001		60	26.6	11.0	134	2200		314 386 300 107	06/17-	S	CAN	--	E	--	--	V	90	B
				314 588 600 001		60	27.8	11.0	134	2200		314 386 300 113	06/17-	S	CAN	--	E	D	L1	V	90	B
		KIT		314 587 900 113		60	27.8	11.0	134	2200		included in the KIT 314 386 300 113	06/17-	S	CAN	--	E	D	L1	V	90	B
		KIT		314 588 900 113		60	29.0	11.0	134	2200		included in the KIT 314 386 300 113	06/17-	S	CAN	--	E	D	L1	V	90	B
Opel Meriva exc. VXR thermal-insulation plate is necessary	05/03-05/10			314 289 600 001		60	23.0	8.3	60	1300		314 289 300 113		S	FRE	--	E1	D1	--	H	60	B
		KIT		314 289 900 113		60	24.0	8.3	60	1300		included in the KIT 314 289 300 113		S	FRE	--	E1	D1	--	H	60	B
Opel Meriva exc. vehicles with bike carrier system Flex-Fix Please check if there is a towing capacity in the car documents.	06/10-			314 394 600 001		60	19.0	8.3	75	1300		314 386 300 107		S	CAN	--	E	--	--	V	90	B
				314 392 600 001		60	20.0	8.3	75	1300		314 386 300 113		S	CAN	--	E	D	L1	V	90	B
		KIT		314 394 900 113		60	21.0	8.3	75	1300		included in the KIT 314 386 300 113		S	CAN	--	E	D	L1	V	90	B
		KIT		314 392 900 113		60	22.0	8.3	75	1300		included in the KIT 314 386 300 113		S	CAN	--	E	D	L1	V	90	B
Opel Mokka exc. vehicles with bike carrier system Flex-Fix exc. vehicles with height control exc. OPC	10/12-			314 511 600 001		60	21.5	8.6	75	1400		314 451 300 107	-08/16	S	A	--	E2	--	--	V	90	B
				314 510 600 001		60	21.0	8.6	75	1400		314 451 300 113	-08/16	S	A	--	E2	D	L1	V	90	B
Opel Mokka exc. vehicles with bike carrier system Flex-Fix exc. vehicles with height control exc. OPC	10/12-08/16	KIT		314 450 900 113		60	23.0	8.6	75	1400		included in the KIT 314 451 300 113	-08/16	S	A	--	E2	D	L1	V	90	B
		KIT		314 451 900 113		60	25.0	8.6	75	1400		included in the KIT 314 451 300 113	-08/16	S	A	--	E2	D	L1	V	90	B



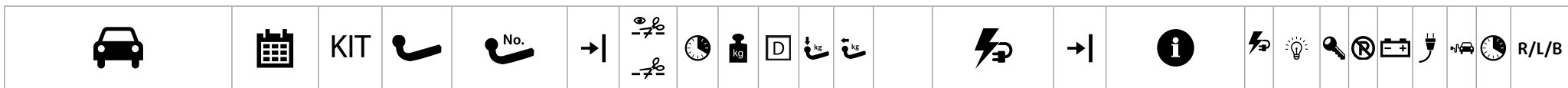
Opel

Opel Mokka X	09/16-			314 511 600 001		60	21.5	8.6	75	1400		314 386 300 107			S	CAN	--	E	--	--	V	90	B	
				314 510 600 001		60	21.0	8.6	75	1400		314 386 300 113			S	CAN	--	E	D	L1	V	90	B	
			KIT		314 511 900 113		60	25.0	8.6	75	1400		included in the KIT 314 386 300 113			S	CAN	--	E	D	L1	V	90	B
			KIT		314 510 900 113		60	25.5	8.6	75	1400		included in the KIT 314 386 300 113			S	CAN	--	E	D	L1	V	90	B
Opel Movano Van Towing bracket inc. towball no. 329057600001 Assembly of automatic bolt coupling or swap system is possible, when using the swap system please order the towball no. 329141600001.	01/98-12/10			316 126 600 001		60	29.8	15.3	80	2800		300 052 300 107	→	-11/03	--	FRE	--	E1	--	--	V		B	
												300 052 300 113		-11/03	--	FRE	--	E1	D1	--	V		B	
												316 130 300 113	→	11/03-	S	FRE	--	--	D1	L1	H	45	L	
Opel Movano Van front wheel drive inc. towball	03/10-			316 318 600 001		60	19.3	14.3	100	2500		316 300 300 107		for vehicles without central plug connection	S	FRE	--	E1	--	--	H	45	B	
												316 300 300 113		for vehicles without central plug connection	S	FRE	--	E1	D1	L1	H	45	B	
												316 318 300 113		for vehicles with central plug connection	S	FRE	--	E2	D1	L1	H	15	B	
Opel Movano Chassis Cab Towing bracket inc. towball no. 329057600001 Assembly of automatic bolt coupling or swap system is possible, when using the swap system please order the towball no. 329141600001.	01/98-12/10			316 126 600 001		60	29.8	15.3	80	2800		300 052 300 107	→	-10/03	--	FRE	--	E1	--	--	V		B	
												300 052 300 113		-10/03	--	FRE	--	E1	D1	--	V		B	
Opel Movano Chassis Cab front + rear wheel drive inc. towball not for vehicles with double tires	07/10-			316 347 600 001		60	16.5	13.7	85	2300		316 319 300 113			S	FRE	--	E1	D1	--	H	15	B	
Opel Signum	05/03-12/08			314 283 600 001	→	120	26.0	10.7	80	2000		314 295 300 113			S	FRE	--	E	D	L1	H	30	B	



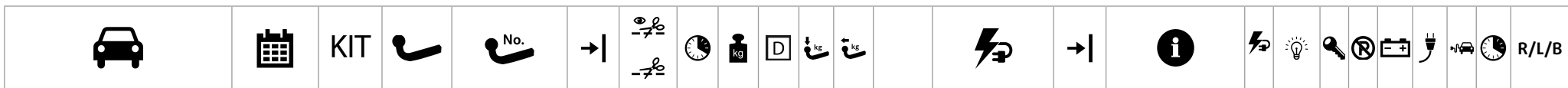
Opel

Opel Vectra C Estate	10/03-02/09			314 297 600 001 →		60	33.0	10.7	85	2000		314 295 300 113			S	FRE	--	E	D	L1	H	30	B
				314 501 600 001		60	33.5	10.7	85	2000													
Opel Vectra C Saloon inc. GTS	04/02-10/08			314 280 600 001 →		150	24.0	10.5	75	2000		314 295 300 113			S	FRE	--	E	D	L1	H	30	B
				314 257 600 001 →		150	26.0	10.5	80	2000													
Opel Vivaro C Van	03/19-			335 105 600 001		60	26.1	13.9	104	2500		304 157 300 113	03/19-	S	CAN	C	E	D	L1	H	90	B	
				335 106 600 001		60	27.4	13.9	104	2500													
		KIT		335 105 900 113		60	27.2	13.9	104	2500		included in the KIT 304 157 300 113	03/19-	S	CAN	C	E	D	L1	H	90	B	
		KIT		335 106 900 113		60	28.5	13.9	104	2500		included in the KIT 304 157 300 113	03/19-	S	CAN	C	E	D	L1	H	90	B	
Opel Vivaro C Van inc. towball	03/19-			304 190 600 001		45	26.0	13.9	104	2500		304 157 300 113	03/19-	S	CAN	C	E	D	L1	H	90	B	
		KIT		304 190 900 113		45	31.0	13.9	104	2500		included in the KIT 304 157 300 113	03/19-	S	CAN	C	E	D	L1	H	90	B	
Opel Vivaro Van inc. towball	05/01-09/14			314 364 600 001		60	21.0	12.3	85	2100		314 364 300 113	-08/06	S	FRE	--	E	D1	--	H	75	B	
											314 860 300 113	08/06-03/10	S	FRE	--	--	D1	L1	H	60	B		
											314 870 300 113	03/10-09/14	S	FRE	--	--	D1	L1	H	60	B		
Opel Vivaro Van inc. towball	08/06-03/10	KIT		314 364 900 113		60	23.0	12.3	85	2100		included in the KIT 314 860 300 113	08/06-03/10	S	FRE	--	--	D1	L1	H	60	B	
Opel Vivaro Van inc. towball	03/10-09/14	KIT		314 870 900 113		60	23.0	12.3	85	2100		included in the KIT 314 870 300 113	03/10-09/14	S	FRE	--	--	D1	L1	H	60	B	



























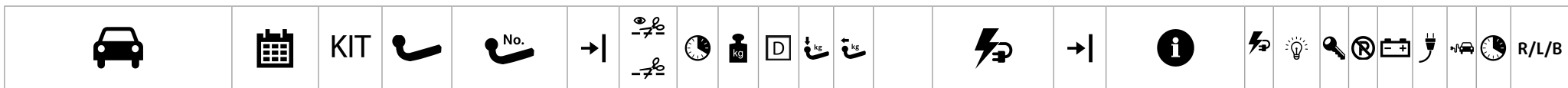
Opel

Opel Vivaro Van	09/14-			316 312 600 001			60	25.0	12.1	80	2000		316 312 300 107			S	FRE	--	E2	--	--	H	90	B	
														316 312 300 113			S	FRE	--	E2	D1	L1	H	90	B
		KIT		316 312 900 113			60	26.3	12.1	80	2000		included in the KIT 316 312 300 113			S	FRE	--	E2	D1	L1	H	90	B	
Opel Vivaro Van inc. towball	09/14-			316 408 600 001			60	25.0	12.1	80	2000		316 312 300 107			S	FRE	--	E2	--	--	H	90	B	
														316 312 300 113			S	FRE	--	E2	D1	L1	H	90	B
		KIT		316 311 900 113			60	26.3	12.1	80	2000		included in the KIT 316 312 300 113			S	FRE	--	E2	D1	L1	H	90	B	
Opel Vivaro Tour / Combi+ inc. towball	10/17-			316 408 600 001			60	25.0	12.1	80	2000		316 312 300 107			S	FRE	--	E2	--	--	H	90	B	
														316 312 300 113			S	FRE	--	E2	D1	L1	H	90	B
Opel Zafira inc. GSI with non-visible cut	04/99-07/05			314 270 600 001			150	22.8	8.9	75	1500		300 025 300 173	additional kit for checkcontrol		--	--	--	E1	--	--	V	30	B	
														314 245 300 113		S	FRE	--	E	D1	--	V	90	L	
Opel Zafira inc. GSI	04/99-07/05			314 362 600 001			120	17.0	9.3	80	1600		300 025 300 173	additional kit for checkcontrol		--	--	--	E1	--	--	V	30	B	
														314 245 300 113		S	FRE	--	E	D1	--	V	90	L	
Opel Zafira inc. GSI	04/99-07/05	KIT		314 362 900 113			120	19.0	9.3	80	1600		included in the KIT 314 245 300 113			S	FRE	--	E	D1	--	V	90	L	
														300 025 300 173	additional kit for checkcontrol	--	--	--	E1	--	--	V	30	B	
Opel Zafira Life	03/19-			335 105 600 001			60	26.1	13.9	104	2500														
														304 157 300 113	03/19-	S	CAN	C	E	D	L1	H	90	B	
		KIT		335 105 900 113			60	27.2	13.9	104	2500		included in the KIT 304 157 300 113		03/19-	S	CAN	C	E	D	L1	H	90	B	
		KIT		335 106 900 113			60	28.5	13.9	104	2500		included in the KIT 304 157 300 113		03/19-	S	CAN	C	E	D	L1	H	90	B	



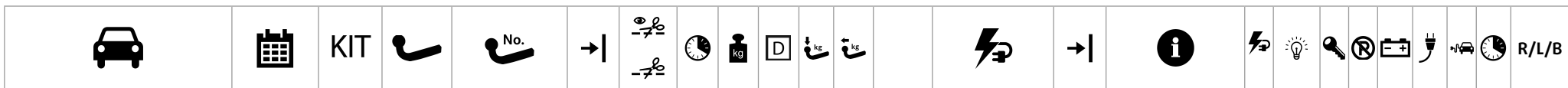
Opel

Opel Zafira Life inc. towball	03/19-		304 190 600 001			45	26.0	13.9	104	2500		304 157 300 113	03/19-	S	CAN	C	E	D	L1	H	90	B	
		KIT		304 190 900 113			45	31.0	13.9	104	2500		included in the KIT 304 157 300 113	03/19-	S	CAN	C	E	D	L1	H	90	B
Opel Zafira Tourer exc. CNG exc. vehicles with bike carrier system Flex-Fix To guarantee an optimal fit of the bumper it is necessary to mount a polystyrene carrier, please order from Vauxhall-dealer.	01/12-		314 438 600 001			60	27.0	9.9	75	1500		314 386 300 107		S	CAN	--	E	--	--	V	90	B	
			314 437 600 001			60	27.0	9.9	75	1500		314 386 300 113		S	CAN	--	E	D	L1	V	90	B	
		KIT		314 438 900 113			60	28.0	9.9	75	1500		included in the KIT 314 386 300 113		S	CAN	--	E	D	L1	V	90	B
		KIT		314 437 900 113			60	29.0	9.9	75	1500		included in the KIT 314 386 300 113		S	CAN	--	E	D	L1	V	90	B
Opel Zafira, Zafira Family inc. facelift 01/08- exc. CNG VXR version and vehicles with sport bumper: in addition to the visible cutout a cutout is necessary. Cover for bumper cutout not available.	07/05-04/15		314 293 600 001			75	17.5	9.6	75	1650		314 300 300 107	for vehicles with rear central electronic (REC)	S	FRE	C	E	--	--	H	45	B	
			314 293 600 001			75	17.5	9.6	75	1650		314 300 300 113	for vehicles with rear central electronic (REC)	S	FRE	C	E	D	L1	H	45	B	
		KIT		314 293 900 113			75	18.5	9.6	75	1650		included in the KIT 314 300 300 113	for vehicles with rear central electronic (REC)	S	FRE	C	E	D	L1	H	45	B
Opel Zafira, Zafira Family exc. CNG	07/05-04/15		314 361 600 001			90	19.0	9.6	75	1650		300 210 300 113	for vehicles without rear central electronic (REC)	--	A	--	E1	D1	L1	V	90	B	
			314 361 600 001			90	19.0	9.6	75	1650		314 300 300 107	for vehicles with rear central electronic (REC)	S	FRE	C	E	--	--	H	45	B	
			314 361 600 001			90	19.0	9.6	75	1650		314 300 300 113	for vehicles with rear central electronic (REC)	S	FRE	C	E	D	L1	H	45	B	
		KIT		314 361 900 113			90	21.0	9.6	75	1650		included in the KIT 314 300 300 113	for vehicles with rear central electronic (REC)	S	FRE	C	E	D	L1	H	45	B



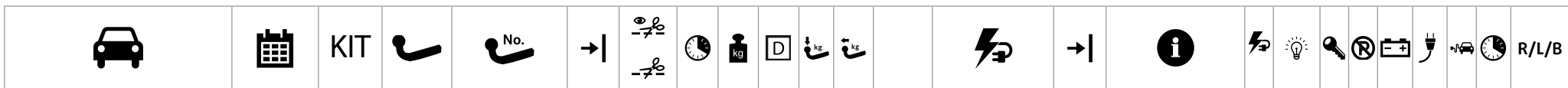
Peugeot

Peugeot 1007 exc. RC/120 HC with double tube exhaust system	07/05-12/09		304 074 600 001			120	16.0	6.6	80	1100		300 210 300 107 300 210 300 113 304 402 300 107 304 402 300 113	-01/08 -01/08 02/08- 02/08-	--	A	--	E1	--	--	V	90	B					
Peugeot 2008	06/13-07/19		315 189 600 001			120	18.0	6.7	55	1150		315 185 300 107	-07/19	S	CAN	C	E	--	--	V	60	B					
		KIT		315 189 900 113			120	18.0	6.7	55	1150		included in the KIT 315 185 300 113	-07/19	S	CAN	C	E	D	L1	V	60	B				
KIT		315 190 900 113			120	21.0	6.7	55	1150		included in the KIT 315 185 300 113	-07/19	S	CAN	C	E	D	L1	V	60	B						
Peugeot 206 XS, Gti, CC, RC 99- XR/XT 04/03- 206+ 09- exc. sw	99-		315 170 600 001			90	16.0	6.8	50	1200		300 072 300 107 300 072 300 113		--	FRE	--	--	--	--	V		B					
Peugeot 207 inc. 207 cc convertible, inc. 207 RC - 175 HP, inc. 207 van type WG, inc. Sport	04/06-		315 113 600 001			75	16.5	6.7	60	1200		304 402 300 107		S	CAN	C1	E	--	--	V	105	B					
		KIT		315 114 600 001			75	17.5	6.7	60	1200		304 402 300 113		S	CAN	C1	E	D	L1	V	105	B				
KIT		315 113 900 113			75	18.5	6.7	60	1200		included in the KIT 304 402 300 113		S	CAN	C1	E	D	L1	V	105	B						
KIT		315 114 900 113			75	19.5	6.7	60	1200		included in the KIT 304 402 300 113		S	CAN	C1	E	D	L1	V	105	B						























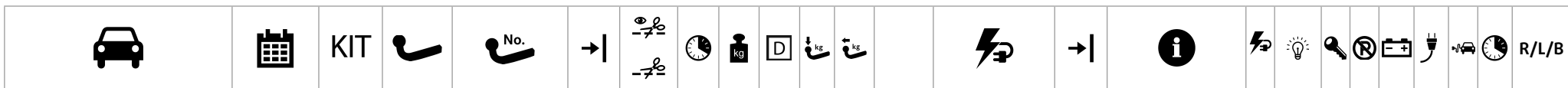
Peugeot

Peugeot 207 SW / Estate exc. Outdoor exc. RC (double tube exhaust)	06/07-			315 118 600 001			120	17.5	6.4	46	1150		304 402 300 107			S	CAN	C1	E	--	--	V	105	B
				315 119 600 001			120	21.0	6.8	46	1150		304 402 300 113			S	CAN	C1	E	D	L1	V	105	B
		KIT		315 118 900 113			120	19.5	6.4	46	1150		included in the KIT 304 402 300 113			S	CAN	C1	E	D	L1	V	105	B
		KIT		315 119 900 113			120	23.0	6.8	46	1150		included in the KIT 304 402 300 113			S	CAN	C1	E	D	L1	V	105	B
Peugeot 208	04/12-05/19			315 184 600 001			60	12.0	7.2	53	1300		315 185 300 107	-05/19		S	CAN	C	E	--	--	V	60	B
				315 185 600 001			60	12.0	7.2	53	1300		315 185 300 113	-05/19		S	CAN	C	E	D	L1	V	60	B
		KIT		315 184 900 113			60	14.0	7.2	53	1300		included in the KIT 315 185 300 113	-05/19		S	CAN	C	E	D	L1	V	60	B
		KIT		315 185 900 113			60	14.0	7.2	53	1300		included in the KIT 315 185 300 113	-05/19		S	CAN	C	E	D	L1	V	60	B
Peugeot 3008 exc. Hybrid	06/09-09/16			315 157 600 001			90	22.0	9.2	70	1600		315 109 300 107			S	CAN	C	E	--	--	V	105	B
				315 158 600 001			90	24.0	9.2	70	1600		315 109 300 113			S	CAN	C	E	D	L1	V	105	B
		KIT		315 157 900 113			90	24.0	9.2	70	1600		included in the KIT 315 109 300 113			S	CAN	C	E	D	L1	V	105	B
		KIT		315 158 900 113			90	26.0	9.2	70	1600		included in the KIT 315 109 300 113			S	CAN	C	E	D	L1	V	105	B



Peugeot

Peugeot 3008 inc. GT-Line exc. Hyrid 4	10/16-			315 243 600 001		120	22.0	10.0	80	2000	315 229 300 113	10/16- 2.0	inc. WLC	S	CAN	C	E	D	L1	V	75	B													
				315 244 600 001		120	24.0	10.0	80	2000																									
			KIT		315 243 900 113		120	23.0	10.0	80													2000	included in the KIT 315 229 300 113	10/16- 2.0	inc. WLC	S	CAN	C	E	D	L1	V	75	B
			KIT		315 244 900 113		120	25.0	10.0	80													2000	included in the KIT 315 229 300 113	10/16- 2.0	inc. WLC	S	CAN	C	E	D	L1	V	75	B
Peugeot 307 Hatchback	06/01-			315 109 600 001		60	21.0	9.1	80	1700	300 072 300 107	-07/05	--	FRE	--	--	--	--	--	V		B													
											300 072 300 113	-07/05	--	FRE	--	--	D1	L1	V		B														
												304 401 300 107	07/05-	S	CAN	C1	E	--	--	H	105	B													
												304 401 300 113	07/05-	S	CAN	C1	E	D	L1	V	105	B													
Peugeot 307 Hatchback	07/05-	KIT		315 109 900 113		60	23.0	9.1	80	1700	included in the KIT 304 401 300 113	07/05-	S	CAN	C1	E	D	L1	V	105	B														
Peugeot 307 SW 7 seats and minibus	06/02-			315 099 600 001		45	19.0	9.1	60	1700	300 072 300 107	-07/05	--	FRE	--	--	--	--	V		B														
											300 072 300 113	-07/05	--	FRE	--	--	D1	L1	V		B														
												304 401 300 107	07/05-	S	CAN	C1	E	--	--	H	105	B													
												304 401 300 113	07/05-	S	CAN	C1	E	D	L1	V	105	B													
Peugeot 307 SW 7 seats and minibus	07/05-	KIT		315 099 900 113		45	21.0	9.1	60	1700	included in the KIT 304 401 300 113	07/05-	S	CAN	C1	E	D	L1	V	105	B														
Peugeot 308 Hatchback exc. GTi / 200 HP	10/07-05/11			315 109 600 001		60	21.0	9.1	80	1700	315 109 300 107		S	CAN	C	E	--	--	V	105	B														
			KIT		315 401 900 113		60	23.0	9.1	80	1700	included in the KIT 315 109 300 113		S	CAN	C	E	D	L1	V	105	B													
Peugeot 308 Hatchback exc. GTI	09/13-			304 151 600 001		90	21.0	9.5	75	1750	315 196 300 107	-08/17	S	CAN	C	E2	--	--	V	75	B														
											315 196 300 113	-08/17	S	CAN	C	E2	D	L1	V	75	L														
												315 252 300 113	09/17- 2.0	inc. WLC	S	CAN	C	E	D	L1	V	75	B												



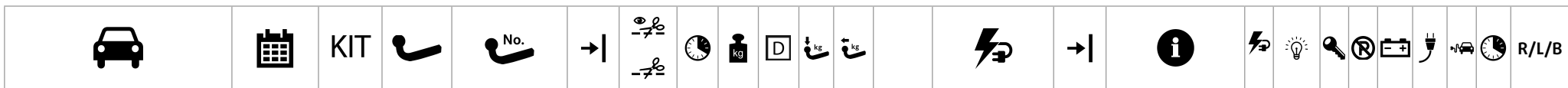
Peugeot

Peugeot 308 Hatchback inc. GT exc. GTI	09/13-		304 152 600 001		90	24.0	9.5	75	1750	315 196 300 107	-08/17	S	CAN	C	E2	--	--	V	75	B	
										315 196 300 113	-08/17	S	CAN	C	E2	D	L1	V	75	L	
										315 252 300 113	09/17- 2.0	inc. WLC	S	CAN	C	E	D	L1	V	75	B
Peugeot 308 Hatchback exc. GTI	09/13-08/17	KIT	304 151 900 113		90	21.0	9.5	75	1750	included in the KIT 315 196 300 113	-08/17	S	CAN	C	E2	D	L1	V	75	L	
Peugeot 308 Hatchback inc. GT exc. GTI	09/13-08/17	KIT	304 152 900 113		90	24.0	9.5	75	1750	included in the KIT 315 196 300 113	-08/17	S	CAN	C	E2	D	L1	V	75	L	
Peugeot 308 Hatchback exc. GTI	09/17-	KIT	315 252 900 113		90	22.9	9.5	75	1750	included in the KIT 315 252 300 113	09/17- 2.0	inc. WLC	S	CAN	C	E	D	L1	V	75	B
Peugeot 308 Hatchback inc. GT exc. GTI	09/17-	KIT	315 253 900 113		90	27.4	9.5	75	1750	included in the KIT 315 252 300 113	09/17- 2.0	inc. WLC	S	CAN	C	E	D	L1	V	75	B
Peugeot 308 cc, Convertible exc. GTi / 200 HP	03/09-03/15		315 150 600 001		120	22.6	8.4	80	1500	315 109 300 107		S	CAN	C	E	--	--	V	105	B	
										315 109 300 113		S	CAN	C	E	D	L1	V	105	B	
Peugeot 308 SW	05/08-05/14		315 151 600 001	→	120	17.6	9.5	74	1700	315 109 300 107		S	CAN	C	E	--	--	V	105	B	
										315 109 300 113		S	CAN	C	E	D	L1	V	105	B	
		KIT	315 151 900 113	→	120	19.6	9.5	74	1700	included in the KIT 315 109 300 113		S	CAN	C	E	D	L1	V	105	B	
		KIT	315 152 900 113	→	120	24.0	9.5	74	1700	included in the KIT 315 109 300 113		S	CAN	C	E	D	L1	V	105	B	
Peugeot 308 SW exc. GT	05/14-08/17	KIT	304 151 900 113		90	21.0	9.5	75	1750	included in the KIT 315 196 300 113	-08/17	S	CAN	C	E2	D	L1	V	75	L	
		KIT	304 152 900 113		90	24.0	9.5	75	1750	included in the KIT 315 196 300 113	-08/17	S	CAN	C	E2	D	L1	V	75	L	























		KIT		No.																			R/L/B
--	--	-----	--	-----	--	--	--	--	--	--	--	--	--	--	--	--	--	--	--	--	--	--	-------

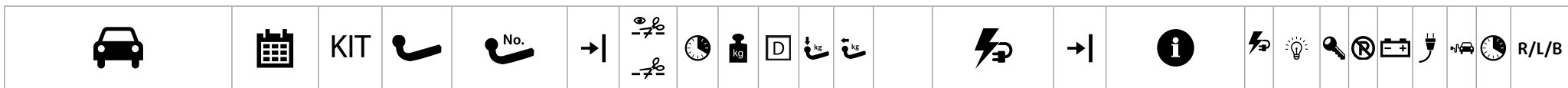
Peugeot

Peugeot 308 SW exc. GT	05/14-02/18			304 151 600 001		90	21.0	9.5	75	1750		315 196 300 107	-08/17	S	CAN	C	E2	--	--	V	75	B		
				304 152 600 001		90	24.0	9.5	75	1750		315 196 300 113	-08/17	S	CAN	C	E2	D	L1	V	75	L		
				304 152 600 001		90	24.0	9.5	75	1750		315 252 300 113	09/17- 2.0	inc. WLC	S	CAN	C	E	D	L1	V	75	B	
Peugeot 308 SW exc. GT	09/17-02/18	KIT		315 252 900 113		90	22.9	9.5	75	1750		included in the KIT 315 252 300 113	09/17- 2.0	inc. WLC	S	CAN	C	E	D	L1	V	75	B	
		KIT		315 253 900 113		90	27.4	9.5	75	1750		included in the KIT 315 252 300 113	09/17- 2.0	inc. WLC	S	CAN	C	E	D	L1	V	75	B	
Peugeot 4007	09/07-12/12			340 094 600 001		90	27.0	10.9	100	2000		340 075 300 113			S	FRE	--	E	D	L	H	75	B	
		KIT		340 094 900 113		90	29.0	10.9	100	2000		included in the KIT 340 075 300 113			S	FRE	--	E	D	L	H	75	B	
Peugeot 4008	03/12-			340 092 600 001		90	22.0	8.5	70	1400		340 093 300 113			S	A	--	--	D	L	H	60	B	
				340 093 600 001		90	24.0	8.5	70	1400														
		KIT		340 092 900 113		90	24.0	8.5	70	1400		included in the KIT 340 093 300 113			S	A	--	--	D	L	H	60	B	
		KIT		340 093 900 113		90	26.0	8.5	70	1400		included in the KIT 340 093 300 113			S	A	--	--	D	L	H	60	B	
Peugeot 407 Estate / SW	01/05-			304 146 600 001			120	22.0	10.4	80	1900	304 401 300 107	-07/08 ->OPR11557	S	CAN	C1	E	--	--	H	105	B		
				304 135 600 001		90	25.4	10.4	75	1900	304 401 300 113	-07/08 ->OPR11557	S	CAN	C1	E	D	L1	V	105	B			
Peugeot 407 Estate / SW	01/05-07/08	KIT		315 104 900 113		90	29.0	10.4	75	1900	included in the KIT 304 401 300 113	-07/08 ->OPR11557	S	CAN	C1	E	D	L1	V	105	B			
		KIT		315 105 900 113		90	31.4	10.4	75	1900	included in the KIT 304 401 300 113	-07/08 ->OPR11557	S	CAN	C1	E	D	L1	V	105	B			



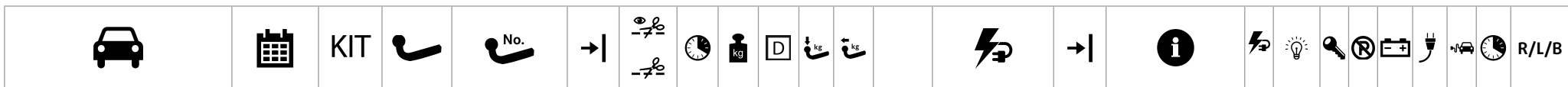
Peugeot

Peugeot 407 Estate / SW	05/08-			304 133 600 001		90	23.0	10.4	75	1900		304 401 300 107	-07/08 ->OPR11557	S	CAN	C1	E	--	--	H	105	B	
				304 401 300 113		90	31.4	10.4	75	1900		304 401 300 113	-07/08 ->OPR11557	S	CAN	C1	E	D	L1	V	105	B	
Peugeot 407 Saloon	05/04-07/08	KIT		315 105 900 113		90	31.4	10.4	75	1900		included in the KIT 304 401 300 113	-07/08 ->OPR11557	S	CAN	C1	E	D	L1	V	105	B	
Peugeot 407 Saloon	05/08-			304 135 600 001		90	25.4	10.4	75	1900		304 401 300 107	-07/08 ->OPR11557	S	CAN	C1	E	--	--	H	105	B	
				304 401 300 113		90	25.4	10.4	75	1900		304 401 300 113	-07/08 ->OPR11557	S	CAN	C1	E	D	L1	V	105	B	
Peugeot 5008 exc. vehicles with Ad-Blue tank	09/09-12/16			315 177 600 001		120	21.0	10.0	75	1550		304 400 300 107	-12/11	S	CAN	C1	E	--	--	H	105	B	
				315 178 600 001		90	22.5	9.7	80	1700		304 400 300 113	-12/11	S	CAN	C1	E	D	L1	H	105	B	
				315 109 300 107		90	22.5	9.7	80	1700		315 109 300 107	01/12-03/14	S	CAN	C	E	--	--	V	105	B	
				315 109 300 113		90	22.5	9.7	80	1700		315 109 300 113	01/12-03/14	S	CAN	C	E	D	L1	V	105	B	
				315 110 300 107		90	22.5	9.7	80	1700		315 110 300 107	03/14-	S	CAN	C	E	--	--	V	60	B	
Peugeot 5008 exc. vehicles with Ad-Blue tank	01/12-03/14	KIT		315 177 900 113		120	23.0	10.0	75	1550		included in the KIT 315 109 300 113	01/12-03/14	S	CAN	C	E	D	L1	V	105	B	
		KIT		315 178 900 113		90	24.5	9.7	80	1700		included in the KIT 315 109 300 113	01/12-03/14	S	CAN	C	E	D	L1	V	105	B	
Peugeot 5008	12/16-			314 585 600 001			20.0	9.9	72	1800													
				314 586 600 001		60	21.6	9.9	72	1800		315 229 300 113	12/16- inc. WLC 2.0	S	CAN	C	E	D	L1	V	75	B	
			KIT		314 585 900 113		60	23.0	9.9	72	1800		included in the KIT 315 229 300 113	12/16- inc. WLC 2.0	S	CAN	C	E	D	L1	V	75	B
			KIT		314 586 900 113		60	24.6	9.9	72	1800		included in the KIT 315 229 300 113	12/16- inc. WLC 2.0	S	CAN	C	E	D	L1	V	75	B



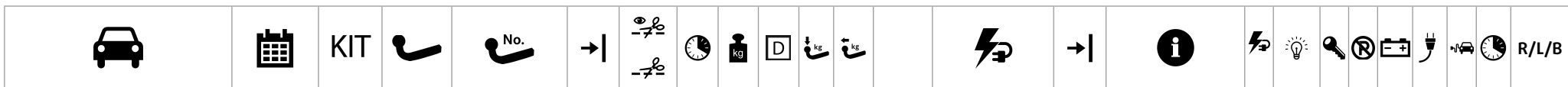
Peugeot

Peugeot 508 II	09/18-			315 261 600 001		60	26.6	9.6	75	1800		315 228 300 113	09/18- 2.0	inc. WLC	S	CAN	C	E	D1	L1	V	75	B
				315 262 600 001		60	28.1	9.6	75	1800													
		KIT		315 261 900 113		60	28.3	9.6	75	1800	included in the KIT 315 228 300 113												
		KIT		315 262 900 113		60	29.9	9.6	75	1800	included in the KIT 315 228 300 113												
Peugeot 508 II sw	12/18-			315 261 600 001		60	26.6	9.6	75	1800		315 228 300 113	12/18- 2.0	inc. WLC	S	CAN	C	E	D1	L1	V	75	B
				315 262 600 001		60	28.1	9.6	75	1800													
		KIT		315 261 900 113		60	28.3	9.6	75	1800	included in the KIT 315 228 300 113												
		KIT		315 262 900 113		60	29.9	9.6	75	1800	included in the KIT 315 228 300 113												
Peugeot 508 Estate exc. GT/twin exhaust models exc. RXH	03/11-08/18			315 180 600 001		90	20.5	10.2	75	1900		315 182 300 113			S	CAN	C	E	D	L	H		B
				315 182 600 001		90	20.5	10.2	75	1900													
		KIT		315 180 900 113		90	22.5	10.2	75	1900	included in the KIT 315 182 300 113												
		KIT		315 182 900 113		90	22.5	10.2	75	1900	included in the KIT 315 182 300 113												
Peugeot 508 Saloon exc. GT/twin exhaust models	03/11-08/18			315 175 600 001		90	20.5	10.2	75	1900		315 182 300 113			S	CAN	C	E	D	L	H		B
		KIT		315 175 900 113		90	22.5	10.2	75	1900	included in the KIT 315 182 300 113												










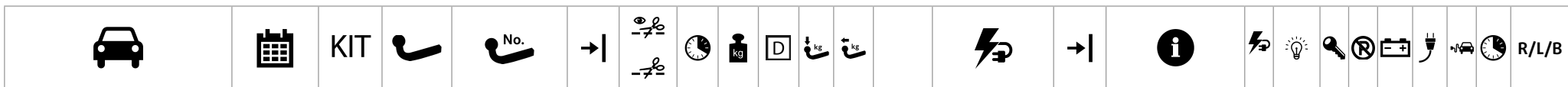
Peugeot

Peugeot Boxer Van inc. towball	02/95-06/06			306 329 600 001	→		60	29.0	12.5	130	2000		306 216 300 113		03/02-	S	FRE	--	E	D1	L1	V	75	B
Peugeot Boxer Van For vehicles with long superstructure L4/XL please order separately a set distance tubes to strengthen the framework, no. 906270650003. Some vehicles 03/08- do not have chassis bores. In this case it is necessary to bore them subsequent. For the mounting time will last 120 min. longer.	06/06-			306 491 600 001			120	32.0	16.9	150	3000		306 271 300 107		02/11- from chassis no. 1948841	S	FRE	--	E	--	--	V	105	B
													306 271 300 113		02/11- from chassis no. 1948841	S	FRE	--	E	D1	L1	V	105	B
													306 510 300 107		-02/11 chassis no. 1948840	S	FRE	--	E	--	--	V	105	B
													306 510 300 113		-02/11 chassis no. 1948840	S	FRE	--	E	D1	L1	V	105	B
Peugeot Boxer Van van / minibus For vehicles with long superstructure L4/XL please order separately a set distance tubes to strengthen the framework, no. 906270650003. Some vehicles 03/08- do not have chassis bores. In this case it is necessary to bore them subsequent. For the mounting time will last 120 min. longer.	06/06-02/11	KIT		306 271 900 113			120	34.0	16.9	150	3000		included in the KIT 306 510 300 113		-02/11 chassis no. 1948840	S	FRE	--	E	D1	L1	V	105	B
Peugeot Boxer Van For vehicles with long superstructure L4/XL please order separately a set distance tubes to strengthen the framework, no. 906270650003. Some vehicles 03/08- do not have chassis bores. In this case it is necessary to bore them subsequent. For the mounting time will last 120 min. longer.	02/11-	KIT		306 272 900 113			120	34.0	16.9	150	3000		included in the KIT 306 271 300 113		02/11- from chassis no. 1948841	S	FRE	--	E	D1	L1	V	105	B
Peugeot Boxer Van inc. towball For vehicles with long superstructure L4/XL please order separately a set distance tubes to strengthen the framework, no. 906270650003. Some vehicles 03/08- do not have chassis bores. In this case it is necessary to bore them subsequent. For the mounting time will last 120 min. longer.	06/06-02/11	KIT		306 330 900 113			120	34.0	16.9	150	3000		included in the KIT 306 510 300 113		-02/11 chassis no. 1948840	S	FRE	--	E	D1	L1	V	105	B



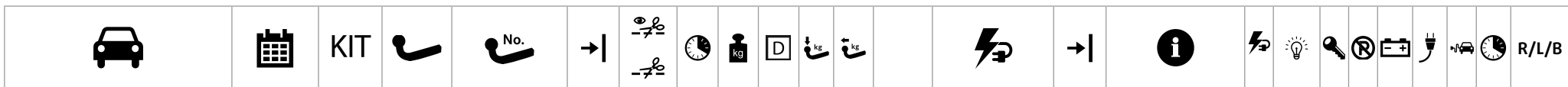
Peugeot

<p>Peugeot Boxer Van inc. towball For vehicles with long superstructure L4/XL please order separately a set distance tubes to strengthen the framework, no. 906270650003. Some vehicles 03/08- do not have chassis bores. In this case it is necessary to bore them subsequent. For the mounting time will last 120 min. longer.</p>	06/06-		 	<p>306 357 600 001</p> <p>306 490 600 001</p>	 	60	21.0	15.8	150	3000		<p>306 271 300 107</p> <p>306 271 300 113</p> <p>306 510 300 107</p> <p>306 510 300 113</p>		<p>02/11- from chassis no. 1948841</p> <p>02/11- from chassis no. 1948841</p> <p>-02/11 chassis no. 1948840</p> <p>-02/11 chassis no. 1948840</p>	S	FRE	--	E	--	--	V	105	B
<p>Peugeot Boxer Van inc. towball For vehicles with long superstructure L4/XL please order separately a set distance tubes to strengthen the framework, no. 906270650003. Some vehicles 03/08- do not have chassis bores. In this case it is necessary to bore them subsequent. For the mounting time will last 120 min. longer.</p>	02/11-	KIT		<p>306 329 900 113</p>		60	31.0	15.8	150	3000		<p>included in the KIT 306 271 300 113</p>		<p>02/11- from chassis no. 1948841</p>	S	FRE	--	E	D1	L1	V	105	B
<p>Peugeot Boxer Van inc. towball For vehicles with long superstructure L4/XL please order separately a set distance tubes to strengthen the framework, no. 906270650003. Some vehicles 03/08- do not have chassis bores. In this case it is necessary to bore them subsequent. For the mounting time will last 120 min. longer.</p>	02/11-	KIT		<p>306 357 900 113</p>		120	34.0	16.9	150	3000		<p>included in the KIT 306 271 300 113</p>		<p>02/11- from chassis no. 1948841</p>	S	FRE	--	E	D1	L1	V	105	B
<p>Peugeot Boxer Chassis Cab inc. 4 WD exc. vehicles with gas bottle instead of the spare wheel 4 WD: bolt kit (order no. 906216650002) must be ordered separately. Towball for vehicles with standard chassis: 329089600001 (not included). Towball for vehicles with 16" wheels and reinforced springs: 329062600001 (not included). When mounting swap system to vehicles with standard chassis we recommend towball 329141600001 (not included).</p>	03/94-06/06			<p>306 216 600 001</p>		60	32.7	13.3	150	2500		<p>300 052 300 107</p> <p>300 052 300 113</p> <p>300 060 300 113</p>		<p>03/02-</p> <p>03/02-</p> <p>-03/02</p>	--	FRE	--	E1	--	--	V		B
																					H	45	B



Peugeot

Peugeot Boxer Chassis Cab inc. towball	02/95-06/06			306 329 600 001	→		60	29.0	12.5	130	2000		300 052 300 107	→	03/02-	--	FRE	--	E1	--	--	V		B
													300 052 300 113		03/02-	--	FRE	--	E1	D1	--	V		B
													300 060 300 113		-03/02	--	C2	--	E1	D1	L1	H	45	B
Peugeot Boxer Chassis Cab inc. towball For vehicles with long superstructure L4/XL please order separately a set distance tubes to strengthen the framework, no. 90627065003.	06/06-			306 357 600 001			60	21.0	15.8	150	3000		306 531 300 107			S	FRE	--	E1	--	--	V	90	L
				306 492 600 001			120	35.0	15.9	150	3000		306 531 300 113			S	FRE	--	E1	D	--	V	90	L
Peugeot Boxer Chassis Cab inc. towball For vehicles with long superstructure L4/XL please order separately a set distance tubes to strengthen the framework, no. 90627065003.	06/06-	KIT		306 318 900 113			120	32.5	15.9	150	3000		included in the KIT 306 531 300 113			S	FRE	--	E1	D	--	V	90	L
Peugeot Boxer Chassis Cab combi towbar for towball and open end towbars inc. towball, please order open end towbar 329090600001 separately For vehicles with long superstructure L4/XL please order separately a set distance tubes to strengthen the framework, no. 906270650003. Some vehicles 03/08- do not have chassis bores. In this case it is necessary to bore them subsequent. For the mounting time will last 120 min. longer. After mounting the towbar, the license plate must be laid.	06/06-			306 517 600 001			90	50.0	12.5	150	2000		306 531 300 107			S	FRE	--	E1	--	--	V	90	L
													306 531 300 113			S	FRE	--	E1	D	--	V	90	L
Peugeot Boxer Motor homes no towbar offered													306 531 300 183			S	FRE	--	E1	D	L1	V		B



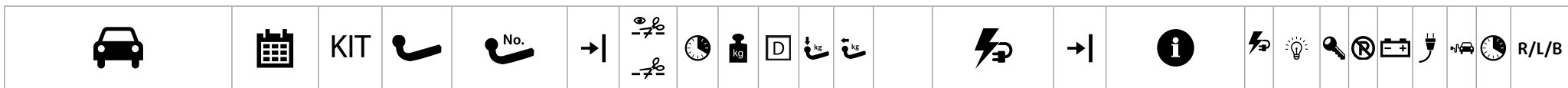
Peugeot

Peugeot Expert	01/07-06/16			306 331 600 001		75	22.5	12.2	122	2200		304 400 300 107	-06/16	S	CAN	C1	E	--	--	H	105	B
				306 333 600 001		75	22.5	12.2	122	2200		304 400 300 113	-06/16	S	CAN	C1	E	D	L1	H	105	B
		KIT		306 331 900 113		75	22.5	12.2	122	2200		included in the KIT 304 400 300 113	-06/16	S	CAN	C1	E	D	L1	H	105	B
		KIT		306 333 900 113		75	24.5	12.2	122	2200		included in the KIT 304 400 300 113	-06/16	S	CAN	C1	E	D	L1	H	105	B
Peugeot Expert / Traveller inc. towball	07/16-			304 190 600 001		45	26.0	13.9	104	2500		304 157 300 113	-10/19	S	CAN	C	E	D	L1	H	90	B
Peugeot Expert / Traveller	07/16-			335 105 600 001		60	26.1	13.9	104	2500		304 157 300 113	-10/19	S	CAN	C	E	D	L1	H	90	B
				335 106 600 001		60	27.4	13.9	104	2500												
Peugeot Expert / Traveller inc. towball	07/16-10/19	KIT		304 190 900 113		45	31.0	13.9	104	2500		included in the KIT 304 157 300 113	-10/19	S	CAN	C	E	D	L1	H	90	B
Peugeot Expert / Traveller	07/16-10/19	KIT		335 105 900 113		60	27.2	13.9	104	2500		included in the KIT 304 157 300 113	-10/19	S	CAN	C	E	D	L1	H	90	B
		KIT		335 106 900 113		60	28.5	13.9	104	2500		included in the KIT 304 157 300 113	-10/19	S	CAN	C	E	D	L1	H	90	B
Peugeot Partner Van	11/96-04/08			304 054 600 001		90	14.8	7.8	70	1350		304 054 300 113		S	FRE	--	E1	D1	--	V	75	L
		KIT		304 054 900 113		90	16.8	7.8	70	1350		included in the KIT 304 054 300 113		S	FRE	--	E1	D1	--	V	75	L
Peugeot Partner Van long superstructure + Tepee, vehicle length = 4628 mm	08-11/11	KIT		304 129 900 113		90	18.3	8.7	64	1600		included in the KIT 304 400 300 113	-11/11 -> OPR12775	S	CAN	C1	E	D	L1	H	105	B
		KIT		304 131 900 113		90	21.0	8.7	64	1600		included in the KIT 304 400 300 113	-11/11 -> OPR12775	S	CAN	C1	E	D	L1	H	105	B

		KIT		No.																			R/L/B
--	--	-----	--	-----	--	--	--	--	--	--	--	--	--	--	--	--	--	--	--	--	--	--	-------

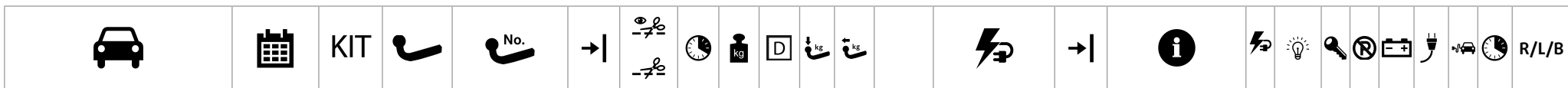
Peugeot

Peugeot Partner Van long superstructure + Tepee, vehicle length = 4628 mm	08-08/18			304 129 600 001			90	16.3	8.7	64	1600	304 400 300 107	-11/11 -> OPR12775	S	CAN	C1	E	--	--	H	105	B		
				304 131 600 001			90	19.0	8.7	64	1600	304 400 300 113	-11/11 -> OPR12775	S	CAN	C1	E	D	L1	H	105	B		
				304 402 300 107									11/11- OPR12776->	S	CAN	C1	E	--	--	V	105	B		
				304 402 300 113									11/11- OPR12776->	S	CAN	C1	E	D	L1	V	105	B		
Peugeot Partner Van short superstructure + Tepee, vehicle length = 4380 mm	04/08-11/11	KIT		304 091 900 113			90	17.0	8.7	64	1600	included in the KIT 304 400 300 113	-11/11 -> OPR12775	S	CAN	C1	E	D	L1	H	105	B		
				304 092 900 113			90	21.0	8.7	64	1600	included in the KIT 304 400 300 113	-11/11 -> OPR12775	S	CAN	C1	E	D	L1	H	105	B		
Peugeot Partner Van short superstructure + Tepee, vehicle length = 4380 mm exc. Partner Electric	04/08-08/18			304 091 600 001			90	15.0	8.7	64	1600	304 400 300 107	-11/11 -> OPR12775	S	CAN	C1	E	--	--	H	105	B		
				304 400 300 113									-11/11 -> OPR12775	S	CAN	C1	E	D	L1	H	105	B		
				304 402 300 107			90	19.0	8.7	64	1600	304 402 300 107	11/11- OPR12776->	S	CAN	C1	E	--	--	V	105	B		
				304 402 300 113									11/11- OPR12776->	S	CAN	C1	E	D	L1	V	105	B		
Peugeot Partner Van L1 inc. Rifter inc. towball	09/18-			304 118 600 001			90	17.0	8.4	64	1600													
Peugeot Partner Van L1 inc. Rifter	09/18-			304 207 600 001			60	20.0	8.6	75	1500													
				304 209 600 001			60	20.5	8.6	75	1500													
Peugeot Partner Van L2 inc. Rifter	09/18-			304 210 600 001			60	21.0	8.6	75	1500													
				304 211 600 001			60	22.0	8.6	75	1500													
				304 212 600 001			60	21.5	8.6	75	1500													
Peugeot Partner Origin	04/08-			304 054 600 001			90	14.8	7.8	70	1350	304 054 300 113			S	FRE	--	E1	D1	--	V	75	L	
			KIT		304 054 900 113			90	16.8	7.8	70	1350	included in the KIT 304 054 300 113			S	FRE	--	E1	D1	--	V	75	L
















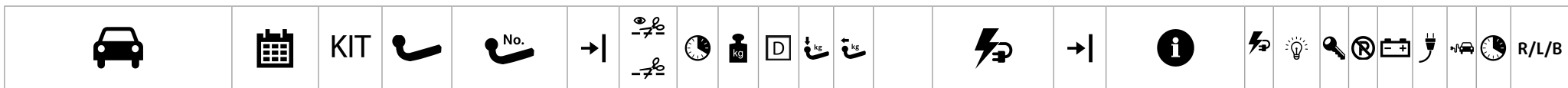
Porsche

Porsche Cayenne Please order separately cover for bumper cutout at Porsche dealer' s. exc. vehicles with spare wheel on the tailgate	12/02-04/10	KIT		321 500 900 113		150	36.0	16.4	140	3500		included in the KIT 321 500 300 113	-04/10	S	CAN	--	E	D	L1	H	45	B
Porsche Cayenne exc. vehicles with spare wheel on the tailgate	12/02-10/17			321 735 600 001		150	33.5	16.4	140	3500		321 500 300 113	-04/10	S	CAN	--	E	D	L1	H	45	B
												321 765 300 107	04/10-10/17 exc. vehicles with ACC / distance control	S	CAN	C	E	--	--	V	180	B
												321 765 300 113	04/10-10/17 excl. cars with ACC / distance control	S	CAN	C	E	D	L1	V	180	B
Porsche Cayenne models 12/02-04/10: Please order separately cover for bumper cutout at Porsche dealer' s. exc. vehicles with spare wheel on the tailgate	12/02-10/17			321 736 600 001		150	34.0	16.4	140	3500		321 500 300 113	-04/10	S	CAN	--	E	D	L1	H	45	B
												321 765 300 107	04/10-10/17 exc. vehicles with ACC / distance control	S	CAN	C	E	--	--	V	180	B
												321 765 300 113	04/10-10/17 excl. cars with ACC / distance control	S	CAN	C	E	D	L1	V	180	B
Porsche Cayenne exc. vehicles with spare wheel on the tailgate	04/10-10/17	KIT		321 736 900 113		150	36.0	16.4	140	3500		included in the KIT 321 765 300 113	04/10-10/17 excl. cars with ACC / distance control	S	CAN	C	E	D	L1	V	180	B
Porsche Cayenne (9YA)	11/17-			322 063 600 001		60	25.1	15.7	191	3500		327 088 300 113	11/17-	S	CAN	C	E	D	L	H	60	B
Porsche Cayenne 9YA	11/17-	KIT		327 088 900 113		60	28.0	15.7	191	3500		included in the KIT 327 088 300 113	11/17-	S	CAN	C	E	D	L	H	60	B
Porsche Macan	04/14-			327 068 600 001		90	21.0	12.1	100	2400		327 068 300 113		S	CAN	C	E	D	L1	H	30	B















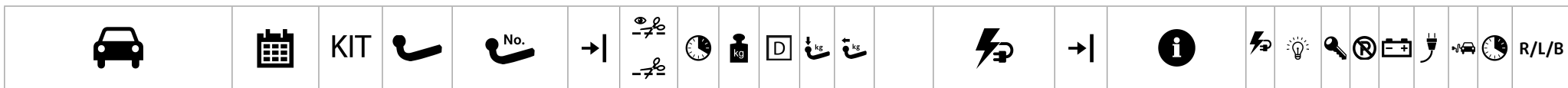
Renault

Renault Alaskan inc. towball	09/17-		332 353 600 001			30	30.6	17.2	140	3500		332 354 300 113			S	FRE	--	E2	D1	L1	H	90	B	
		KIT		332 337 900 113			30	32.0	17.2	140	3500		included in the KIT 332 354 300 113			S	FRE	--	E2	D1	L1	H	90	B
Renault Captur	05/13-19		316 354 600 001			90	14.0	7.1	75	1200		316 337 300 107			S	A	--	E2			H	90	B	
			316 355 600 001			90	16.0	7.1	75	1200		316 337 300 113			S	A	--	E2	D1	L1	H	90	B	
		KIT		316 354 900 113			90	16.0	7.1	75	1200		included in the KIT 316 337 300 113			S	A	--	E2	D1	L1	H	90	B
		KIT		316 355 900 113			90	18.0	7.1	75	1200		included in the KIT 316 337 300 113			S	A	--	E2	D1	L1	H	90	B
Renault Clio II Phase I + II, exc. Phase IV, exc. Clio Sport V6	09/98-10/05		316 187 600 001			90	14.5	6.2	75	1200		300 072 300 113		-05/01 (Phase I)	--	FRE	--	--	D1	L1	V		B	
Renault Clio III Phase I + II exc. Clio Sport 197/201 HP exc. RS-Cup exc. GT	10/05-		316 354 600 001			90	14.0	7.1	75	1200		316 252 300 113			S	FRE	--	--	D1	L1	H	45	B	
			316 355 600 001			90	16.0	7.1	75	1200														
		KIT		316 251 900 113			60	15.0	7.1	75	1200		included in the KIT 316 252 300 113			S	FRE	--	--	D1	L1	H	45	B
		KIT		316 252 900 113			90	17.0	7.1	75	1200		included in the KIT 316 252 300 113			S	FRE	--	--	D1	L1	H	45	B
Renault Clio III Grandtour	01/08-01/13		316 277 600 001			90	18.0	7.0	75	1200														
		KIT		316 277 900 113			90	20.0	7.0	75	1200		included in the KIT 316 252 300 113			S	FRE	--	--	D1	L1	H	45	B



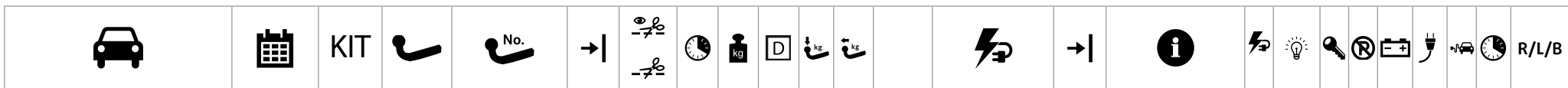
Renault

Renault Clio IV Hatchback exc. GT exc. Initiale	11/12-			316 354 600 001			90	14.0	7.1	75	1200		316 337 300 107			S	A	--	E2			H	90	B
				316 355 600 001			90	16.0	7.1	75	1200		316 337 300 113			S	A	--	E2	D1	L1	H	90	B
		KIT		316 354 900 113			90	16.0	7.1	75	1200		included in the KIT 316 337 300 113			S	A	--	E2	D1	L1	H	90	B
		KIT		316 355 900 113			90	18.0	7.1	75	1200		included in the KIT 316 337 300 113			S	A	--	E2	D1	L1	H	90	B
Renault Clio IV Grandtour	03/13-			316 336 600 001			60	15.0	7.1	75	1200		316 337 300 107			S	A	--	E2			H	90	B
				316 337 600 001			60	18.0	7.1	75	1200		316 337 300 113			S	A	--	E2	D1	L1	H	90	B
		KIT		316 336 900 113			60	17.0	7.1	75	1200		included in the KIT 316 337 300 113			S	A	--	E2	D1	L1	H	90	B
		KIT		316 337 900 113			60	20.0	7.1	75	1200		included in the KIT 316 337 300 113			S	A	--	E2	D1	L1	H	90	B
Renault Espace short wheelbase	09/02-05/15			316 195 600 001			55	31.0	11.3	80	2000		300 078 300 113			--	FRE	--	--	D1	L1	V		B
				316 194 600 001			55	31.0	11.3	80	2000													
Renault Espace long wheel base	09/02-05/15			316 191 600 001			55	31.0	11.3	80	2000		300 078 300 113			--	FRE	--	--	D1	L1	V		B
				316 192 600 001			55	31.0	11.3	80	2000													



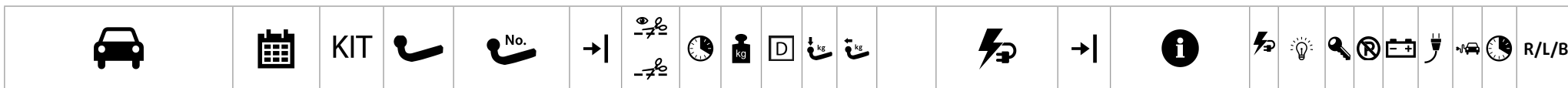
Renault

Renault Espace exc. AdBlue	06/15-			316 386 600 001	→		120	22.0	11.0	80	2000		316 403 300 113								S	FRE	--	E2	D1	L1	H	90	B	
				316 387 600 001			120	25.0	11.0	80	2000																			
		KIT		316 386 900 113	→		120	26.0	11.0	80	2000		included in the KIT 316 403 300 113									S	FRE	--	E2	D1	L1	H	90	B
		KIT		316 387 900 113			120	29.0	11.0	80	2000		included in the KIT 316 403 300 113									S	FRE	--	E2	D1	L1	H	90	B
Renault Fluence	03/10-			316 308 600 001			120	22.5	7.5	75	1300		300 210 300 107									--	A	--	E1	--	--	V	90	B
													300 210 300 113									--	A	--	E1	D1	L1	V	90	B
Renault Grand Kangoo 7 seats exc. AdBlue	02/08-			316 268 600 001			60	23.0	8.2	75	1350		316 353 300 107		05/13-							S	FRE	--	--	--	H	60	B	
					316 269 600 001			60	23.0	8.2	75	1350		316 353 300 113		05/13-							S	FRE	--	D1	L1	H	60	B
					316 269 600 001			60	23.0	8.2	75	1350		316 440 300 113		-04/13 exc. vehicles with start-/stop automatic							S	FRE	--	E2	D1	L1	H	45
Renault Grand Kangoo 7 seats exc. AdBlue	02/08-04/13	KIT		316 268 900 113			60	25.0	8.2	75	1350		included in the KIT 316 440 300 113		-04/13 exc. vehicles with start-/stop automatic						S	FRE	--	E2	D1	L1	H	45	L	
		KIT		316 269 900 113			60	25.0	8.2	75	1350		included in the KIT 316 440 300 113		-04/13 exc. vehicles with start-/stop automatic						S	FRE	--	E2	D1	L1	H	45	L	
Renault Grand Kangoo 7 seats exc. AdBlue	05/13-	KIT		316 352 900 113			60	25.0	8.2	75	1350		included in the KIT 316 353 300 113		05/13-						S	FRE	--	--	D1	L1	H	60	B	
		KIT		316 353 900 113			60	25.0	8.2	75	1350		included in the KIT 316 353 300 113		05/13-						S	FRE	--	--	D1	L1	H	60	B	
Renault Grand Modus exc. vehicles with rear end carrier system Velofix	01/08-			316 354 600 001			90	14.0	7.1	75	1200		300 210 300 113									--	A	--	E1	D1	L1	V	90	B
				316 355 600 001			90	16.0	7.1	75	1200																			



Renault

Renault Grand Scenic	04/09-08/16			316 297 600 001			90	21.4	8.2	75	1300		316 297 300 113			S	A	--	--	D1	L1	H	60	B
		KIT		316 297 900 113			90	23.4	8.2	75	1300		included in the KIT 316 297 300 113			S	A	--	--	D1	L1	H	60	B
Renault Grand Scenic	12/16-			316 431 600 001			25.3	10.2	75	1850		316 368 300 107			S	FRE	--	E	--	--	H	90	B	
				316 432 600 001		60	27.3	10.2	75	1850		316 368 300 113			S	FRE	--	E	D1	L1	H	90	B	
		KIT		316 431 900 113			28.0	10.2	75	1850		included in the KIT 316 368 300 113			S	FRE	--	E	D1	L1	H	90	B	
		KIT		316 432 900 113		60	29.5	10.2	75	1850		included in the KIT 316 368 300 113			S	FRE	--	E	D1	L1	H	90	B	
Renault Kadjar	06/15-12/18			316 390 600 001			120	21.0	9.8	80	1800		316 404 300 113		-12/18	S	FRE	--	E2	D1	L1	H	90	B
				316 391 600 001			120	22.0	9.8	80	1800					S	FRE	--	E2	D1	L1	H	90	B
		KIT		316 390 900 113			120	22.0	9.8	80	1800		included in the KIT 316 404 300 113		-12/18	S	FRE	--	E2	D1	L1	H	90	B
		KIT		316 391 900 113			120	23.0	9.8	80	1800		included in the KIT 316 404 300 113		-12/18	S	FRE	--	E2	D1	L1	H	90	B
Renault Kadjar	01/19-			316 471 600 001			60	26.8	9.6	117	1800													
				316 472 600 001			60	28.8	9.6	117	1800													



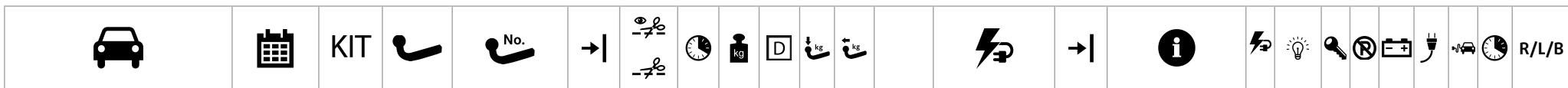
Renault

Renault Kangoo exc. Kangoo-Rapid-Maxi Campus without limitation of year of construction	05/97-02/08		316 201 600 001			60	12.0	7.6	75	1320		300 061 300 107	-06/02	--	C2	--	--	--	--	V		B
												300 061 300 113	-06/02	--	C2	--	--	--	--	V		B
												316 205 300 107	07/02-, only for models with acoustical sensor	S	A	--	--	D1	--	H	45	L
												316 205 300 113	07/02-, only for models with acoustical sensor	S	A	--	--	D1	--	H	45	B
Renault Kangoo RX4, 4x4/Pampa/Freeworld exc. Kangoo Rapid	06/01-02/08		316 205 600 001			60	12.0	7.6	75	1320		300 061 300 107	-06/02	--	C2	--	--	--	V		B	
												300 061 300 113	-06/02	--	C2	--	--	--	V		B	
												316 205 300 107	07/02-, only for models with acoustical sensor	S	A	--	--	D1	--	H	45	L
												316 205 300 113	07/02-, only for models with acoustical sensor	S	A	--	--	D1	--	H	45	B
Renault Kangoo exc. Kangoo-Rapid-Maxi Campus without limitation of year of construction	07/02-02/08	KIT		316 201 900 113		60	14.0	7.6	75	1320		included in the KIT 316 205 300 113	07/02-, only for models with acoustical sensor	S	A	--	--	D1	--	H	45	B
Renault Kangoo + Kangoo Rapid exc. BeBop, Intense, Grand Intense, Generation, TomTom exc. AdBlue	02/08-		316 268 600 001			60	23.0	8.2	75	1350		316 353 300 107	05/13-	S	FRE	--	--	--	H	60	B	
												316 353 300 113	05/13-	S	FRE	--	--	D1	L1	H	60	B
												316 440 300 113	-04/13 exc. vehicles with start-/stop automatic	S	FRE	--	E2	D1	L1	H	45	L
Renault Kangoo + Kangoo Rapid exc. BeBop, Intense, Grand Intense, Generation, TomTom exc. AdBlue	02/08-04/13	KIT		316 268 900 113		60	25.0	8.2	75	1350		included in the KIT 316 440 300 113	-04/13 exc. vehicles with start-/stop automatic	S	FRE	--	E2	D1	L1	H	45	L
												KIT		316 269 900 113	60	25.0	8.2	75	1350	included in the KIT 316 440 300 113	-04/13 exc. vehicles with start-/stop automatic	S
Renault Kangoo + Kangoo Rapid exc. BeBop, Intense, Grand Intense, Generation, TomTom exc. AdBlue	05/13-	KIT		316 352 900 113		60	25.0	8.2	75	1350		included in the KIT 316 353 300 113	05/13-	S	FRE	--	--	D1	L1	H	60	B
												KIT		316 353 900 113	60	25.0	8.2	75	1350	included in the KIT 316 353 300 113	05/13-	S
Renault Kangoo BeBop inc. towball exc. AdBlue	02/09-		316 316 600 001			90	20.0	7.2	75	1100		316 353 300 107	06/13-	S	FRE	--	--	--	H	60	B	
												316 353 300 113	06/13-	S	FRE	--	--	D1	L1	H	60	B
												316 440 300 113	-05/13	S	FRE	--	E2	D1	L1	H	45	L









		KIT																					R/L/B
--	--	-----	--	--	--	--	--	--	--	--	--	--	--	--	--	--	--	--	--	--	--	--	-------

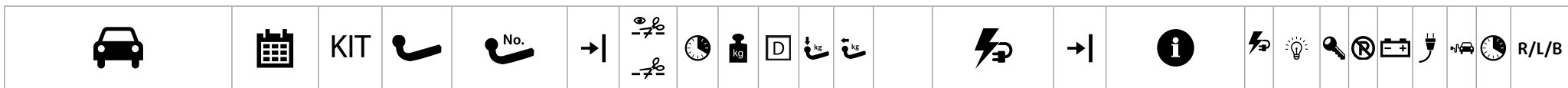
Renault

Renault Koleos inc. Phase I + II 09/11-	09/08-12/15			316 226 600 001			40	21.7	10.5	100	2000	316 410 300 113			S	FRE	--	--	D1	L1	H	60	B
				316 227 600 001			40	23.8	10.5	100	2000												
		KIT		316 226 900 113			40	23.0	10.5	100	2000	included in the KIT 316 410 300 113		S	FRE	--	--	D1	L1	H	60	B	
					316 227 900 113			40	25.0	10.5	100	2000	included in the KIT 316 410 300 113		S	FRE	--	--	D1	L1	H	60	B
Renault Koleos II	04/17-			316 453 600 001			75	27.2	10.8	80	1900	316 437 300 113			S	FRE	C	E	D1	L1	H	75	B
				316 454 600 001			75	27.7	10.8	80	1900												
		KIT		316 454 900 113			75	28.2	10.8	80	1900	included in the KIT 316 437 300 113		S	FRE	C	E	D1	L1	H	75	B	
Renault Laguna Coupé exc. GT 4 control	01/09-			316 267 600 001			60	20.5	9.8	75	1700	300 210 300 113			--	A	--	E1	D1	L1	V	90	B
Renault Laguna Grandtour exc. GT 4 control	01/08-	KIT		316 265 600 001			60	20.0	9.8	75	1700	316 430 300 113			S	A	--	E	D1	L1	H	45	L
				316 265 900 113			60	22.0	9.8	75	1700	included in the KIT 316 430 300 113		S	A	--	E	D1	L1	H	45	L	
Renault Laguna III Hatchback exc. GT 4 control	09/07-			316 262 600 001			60	22.0	8.8	75	1500	300 210 300 107			--	A	--	E1	--	--	V	90	B
												300 210 300 113			--	A	--	E1	D1	L1	V	90	B
Renault Master Van inc. towball 329057600001 When mounting the swap system please order towball order no. 329141600001. exc. Master Maxi	01/98-12/10			316 126 600 001			60	29.8	15.3	80	2800	300 052 300 107		-11/03	--	FRE	--	E1	--	--	V		B
												300 052 300 113			--	FRE	--	E1	D1	--	V		B
												316 130 300 113		11/03-	S	FRE	--	--	D1	L1	H	45	L



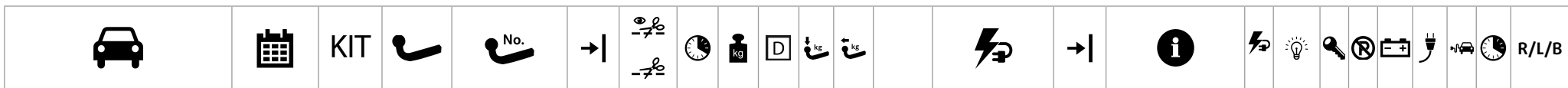
Renault

Renault Master Van front wheel drive inc. towball	03/10-		316 318 600 001			60	19.3	14.3	100	2500	316 300 300 107		for vehicles without central plug connection	S	FRE	--	E1	--	--	H	45	B
			316 300 300 113								for vehicles without central plug connection		S	FRE	--	E1	D1	L1	H	45	B	
			316 318 300 113								for vehicles with central plug connection		S	FRE	--	E2	D1	L1	H	15	B	
Renault Master Chassis Cab inc. towball 329057600001 When mounting the swap system please order towball order no. 329141600001.	01/98-12/10		316 126 600 001			60	29.8	15.3	80	2800	300 052 300 107	→	-10/03	--	FRE	--	E1	--	--	V		B
			300 052 300 113								-10/03	--	FRE	--	E1	D1	--	V		B		
Renault Master Chassis Cab front + rear wheel drive inc. towball not for vehicles with double tires	07/10-		316 347 600 001			60	16.5	13.7	85	2300	316 319 300 113			S	FRE	--	E1	D1	--	H	15	B
Renault Maxity towball inc.	07-		332 273 600 001			60	22.5	19.4	150	3500	300 201 300 113			--	A	--	E1	D1	--	V		B
Renault Mégane 5 doors exc. GT	11/08-01/16		316 352 600 001			120	18.0	8.7	75	1500	300 210 300 107			--	A	--	E1	--	--	V	90	B
			316 363 600 001			120	21.0	8.7	75	1500	300 210 300 113			--	A	--	E1	D1	L1	V	90	B
Renault Mégane 5 doors exc. GT/GT-Line	02/16-		316 448 600 001			60	27.3	9.6	75	1300	316 359 300 107			S	FRE	--	E2	--	--	V	90	B
			316 359 300 113											S	FRE	--	E2	D1	L1	V	90	B
Renault Mégane Coupé exc. Sport 250 HP exc. GT-Line	01/09-		316 352 600 001			120	18.0	8.7	75	1500	300 210 300 107			--	A	--	E1	--	--	V	90	B
			316 363 600 001			120	21.0	8.7	75	1500	300 210 300 113			--	A	--	E1	D1	L1	V	90	B
Renault Mégane Hatchback 3 / 5 doors exc. GT	11/02-11/08		316 352 600 001			120	18.0	8.7	75	1500	300 072 300 107			--	FRE	--	--	--	--	V		B
			316 363 600 001			120	21.0	8.7	75	1500	300 072 300 113			--	FRE	--	--	D1	L1	V		B



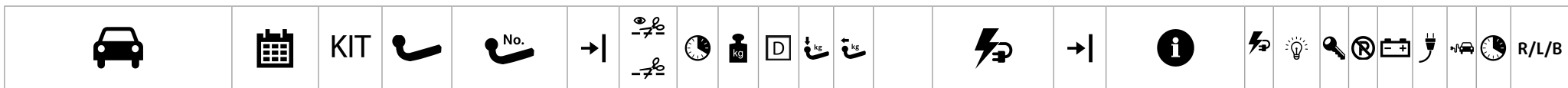
Renault

Renault Mégane Hatchback exc. GT + GT line	09/16-			316 358 600 001		75	21.3	10.0	75	1900		316 359 300 107			S	FRE	--	E2	--	--	V	90	B
				316 359 600 001		75	23.2	10.0	75	1900		316 359 300 113			S	FRE	--	E2	D1	L1	V	90	B
		KIT		316 358 900 113		75	24.2	10.0	75	1900		included in the KIT 316 359 300 113			S	FRE	--	E2	D1	L1	V	90	B
		KIT		316 359 900 113		75	25.2	10.0	75	1900		included in the KIT 316 359 300 113			S	FRE	--	E2	D1	L1	V	90	B
Renault Mégane Grandtourer	07/03-06/09			316 208 600 001	→	90	21.5	7.7	75	1350		316 174 300 113	→		S	FRE	--	--	D1	L1	H	45	L
		KIT		316 208 900 113	→	90	23.5	7.7	75	1350		included in the KIT 316 174 300 113	→		S	FRE	--	--	D1	L1	H	45	L
Renault Mégane Grandtourer exc. GT	06/09-03/16			316 289 600 001		90	20.5	7.7	75	1300		316 290 300 107			S	A	--	--	--	--	V	60	B
				316 291 600 001		90	25.0	10.4	75	1500		316 290 300 113			S	A	--	--	D1	L1	V	60	B
		KIT		316 289 900 113		90	22.5	7.7	75	1300		included in the KIT 316 290 300 113			S	A	--	--	D1	L1	V	60	B
		KIT		316 291 900 113		90	27.0	10.4	75	1500		included in the KIT 316 290 300 113			S	A	--	--	D1	L1	V	60	B
Renault Mégane Grandtourer	04/16-			316 388 600 001		60	29.2	10.2	75	1850		316 359 300 107			S	FRE	--	E2	--	--	V	90	B
				316 389 600 001		60	30.0	10.2	75	1850		316 359 300 113			S	FRE	--	E2	D1	L1	V	90	B
Renault Mégane Saloon	07/03-			316 208 600 001	→	90	21.5	7.7	75	1350		300 072 300 107			--	FRE	--	--	--	--	V		B
				316 208 600 001	→	90	21.5	7.7	75	1350		300 072 300 113			--	FRE	--	--	D1	L1	V		B
Renault Mégane cc Convertible	04/10-			316 320 600 001		120	22.1	6.1	75	750		300 210 300 107			--	A	--	E1	--	--	V	90	B
				316 320 600 001		120	22.1	6.1	75	750		300 210 300 113			--	A	--	E1	D1	L1	V	90	B



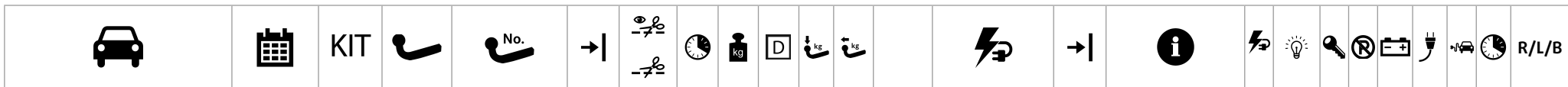
Renault

Renault Modus II exc. vehicles with rear end carrier system Velofix	01/08-12/12		316 283 600 001		60	18.0	5.8	75	900	300 210 300 107				--	A	--	E1	--	--	V	90	B		
Renault Scenic exc. Grand Scenic, exc. Conquest	07/03-06/09		316 352 600 001		120	18.0	8.7	75	1500	316 207 300 113					S	FRE	--	E2	D1		H	45	B	
						316 363 600 001	120	21.0	8.7															75
		KIT		316 206 900 113		90	21.0	8.1	75	1350	included in the KIT 316 207 300 113					S	FRE	--	E2	D1		H	45	B
		KIT		316 207 900 113		90	22.0	8.1	75	1350	included in the KIT 316 207 300 113					S	FRE	--	E2	D1		H	45	B
Renault Scenic inc. Scenic Xmod	06/09-08/16		316 352 600 001		120	18.0	8.7	75	1500	316 294 300 107		-08/16		S	A	--	--	--	--	H	60	B		
						316 363 600 001	120	21.0	8.7														75	1500
		KIT		316 292 900 113		90	20.3	7.9	75	1300	included in the KIT 316 294 300 113		-08/16	S	A	--	--	D1	L1	H	60	B		
		KIT		316 294 900 113		90	24.4	7.9	75	1300	included in the KIT 316 294 300 113		-08/16	S	A	--	--	D1	L1	H	60	B		
Renault Talisman Grandtour exc. vehicles with tailgate that opens by sensor (foot sensor)	04/16-		316 406 600 001		75	21.3	10.1	75	1850	316 407 300 113					S	FRE	--	E2	D1	L1	H	75	L	
						316 407 600 001	75	24.2	10.1															75
		KIT		316 406 900 113		90	24.4	10.0	75	1850	included in the KIT 316 407 300 113					S	FRE	--	E2	D1	L1	H	75	L
		KIT		316 407 900 113		90	27.4	10.0	75	1850	included in the KIT 316 407 300 113					S	FRE	--	E2	D1	L1	H	75	L



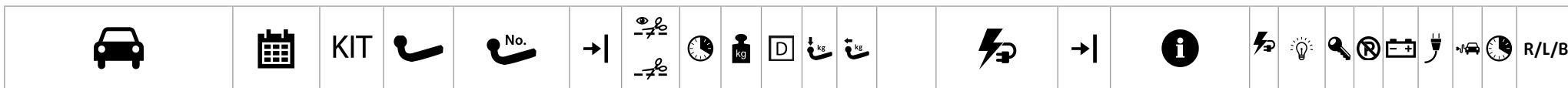
Renault

Renault Talisman Saloon exc. vehicles with tailgate that opens by sensor (foot sensor)	04/16-			316 406 600 001		75	21.3	10.1	75	1850		316 407 300 113									S	FRE	--	E2	D1	L1	H	75	L				
				316 407 600 001		75	24.2	10.1	75	1850																							
		KIT		316 406 900 113		90	24.4	10.0	75	1850			included in the KIT 316 407 300 113										S	FRE	--	E2	D1	L1	H	75	L		
		KIT		316 407 900 113		90	27.4	10.0	75	1850			included in the KIT 316 407 300 113										S	FRE	--	E2	D1	L1	H	75	L		
Renault Trafic Van inc. towball	05/01-09/14			314 364 600 001		60	21.0	12.3	85	2100		314 364 300 113 314 860 300 113 314 870 300 113		-08/06								S	FRE	--	E	D1	--	H	75	B			
														08/06-03/10								S	FRE	--	--	D1	L1	H	60	B			
															03/10-								S	FRE	--	--	D1	L1	H	60	B		
Renault Trafic Van inc. towball	08/06-03/10	KIT		314 364 900 113		60	23.0	12.3	85	2100		included in the KIT 314 860 300 113		08/06-03/10								S	FRE	--	--	D1	L1	H	60	B			
Renault Trafic Van inc. towball	03/10-09/14	KIT		314 870 900 113		60	23.0	12.3	85	2100		included in the KIT 314 870 300 113		03/10-								S	FRE	--	--	D1	L1	H	60	B			
Renault Trafic Van	10/14-			316 312 600 001		60	25.0	12.1	80	2000		316 312 300 107 316 312 300 113										S	FRE	--	E2	--	--	H	90	B			
		KIT		316 312 900 113		60	26.3	12.1	80	2000			included in the KIT 316 312 300 113										S	FRE	--	E2	D1	L1	H	90	B		
Renault Trafic Van inc. towball	10/14-			316 408 600 001		60	25.0	12.1	80	2000		316 312 300 107 316 312 300 113										S	FRE	--	E2	--	--	H	90	B			
		KIT		316 311 900 113		60	26.3	12.1	80	2000			included in the KIT 316 312 300 113										S	FRE	--	E2	D1	L1	H	90	B		
Renault Twingo exc. model "Sport" inc. Gordini R.S. (a visible cutout is necessary)	06/07-14			316 326 600 001		60	17.0	4.2	65	500		300 210 300 107 300 210 300 113										--	A	--	E1	--	--	V	90	B			
																							--	A	--	E1	D1	L1	V	90	B		



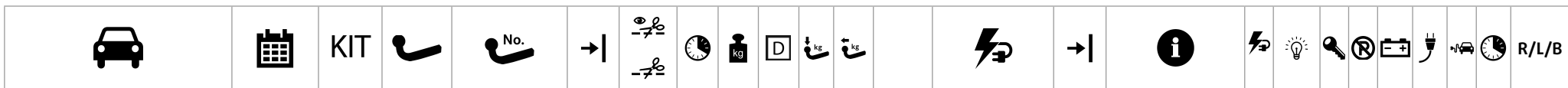
Saab

Saab 9-3 Convertible	07/03-		324 023 600 001		120	12.0	9.0	75	1600	314 295 300 113	S	FRE	--	E	D	L1	H	30	B
Saab 9-3 Saloon	09/02-		324 023 600 001		120	12.0	9.0	75	1600	314 295 300 113	S	FRE	--	E	D	L1	H	30	B
Saab 9-3 SportCombi exc. Aeto X WD, Turbo X	09/05-		324 023 600 001		120	12.0	9.0	75	1600	314 295 300 113	S	FRE	--	E	D	L1	H	30	B



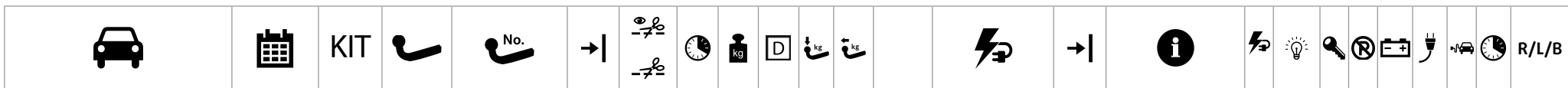
Seat

Seat Alhambra thermal-insulation plate inc. inc. 4WD bumper bracket is not necessary	05/00-09/10			321 665 600 001			90	24.0	12.5	100	2500		321 458 300 107			S	FRE	--	E	--	--	H	60	B	
														321 458 300 113			S	FRE	--	E	D1	L1	H	60	B
Seat Alhambra inc. 4WD 4-Motion: Please check the operating instructions of the vehicle before fitting the towbar.	05/00-09/10			321 775 600 001			90	26.0	12.5	100	2500		321 458 300 107			S	FRE	--	E	--	--	H	60	B	
														321 458 300 113			S	FRE	--	E	D1	L1	H	60	B
Seat Alhambra	10/10-			321 698 600 001			22.0	12.3	100	2500		321 600 300 107				S	FRE	C	E	--	--	V	105	L	
													321 600 300 113			S	FRE	C	E	D	L1	V	105	L	
Seat Alhambra Please order separately Spoiler and cover for bumper cutout at Seat dealer's.	10/10-			321 700 600 001			22.0	12.3	100	2500		321 600 300 107				S	FRE	C	E	--	--	V	105	L	
													321 600 300 113			S	FRE	C	E	D	L1	V	105	L	
Seat Alhambra Please order separately Spoiler and cover for bumper cutout at Seat dealer's. for right-hand-drive vehicles	10/10-			321 700 900 113			24.0	12.3	100	2500		321 600 300 153				S	CAN	C	E	D	L1	V	105	R	
			KIT		321 700 900 113			24.0	12.3	100	2500		included in the KIT 321 600 300 113				S	FRE	C	E	D	L1	V	105	L
Seat Alhambra Please order separately Spoiler and cover for bumper cutout at Seat dealer's. for right-hand-drive vehicles	10/10-			321 700 900 153			24.0	12.3	100	2500		321 600 300 153				S	CAN	C	E	D	L1	V	105	R	
			KIT		321 700 900 153			24.0	12.3	100	2500		included in the KIT 321 600 300 153				S	CAN	C	E	D	L1	V	105	R
Seat Altea exc. FR	06/04-12/15			344 043 600 001			60	18.0	9.3	100	1650		344 044 300 107				S	CAN	C	E	--	--	V	75	L
													344 044 300 113			S	CAN	C	E	D1	L1	V	90	L	
Seat Altea exc. FR	06/04-12/15			344 043 900 113			60	20.0	9.3	100	1650		344 044 300 153				S	CAN	C	E	D	L1	V	90	R
			KIT		344 043 900 113			60	20.0	9.3	100	1650		included in the KIT 344 044 300 113				S	CAN	C	E	D1	L1	V	90



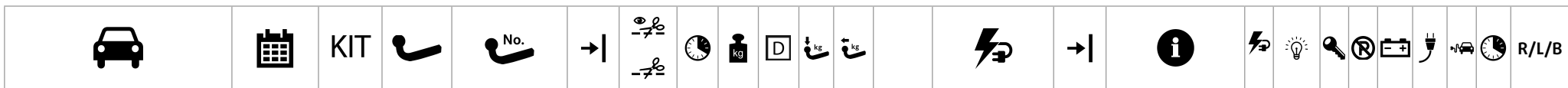
Seat

Seat Altea inc. FR Please order separately cover for bumper cutout at Seat dealer's, no. 5P0 803 595.	06/04-12/15		344 044 600 001		60	18.0	9.3	100	1650		344 044 300 107			S	CAN	C	E	--	--	V	75	L																										
											344 044 300 113			S	CAN	C	E	D1	L1	V	90	L																										
											344 044 300 153			S	CAN	C	E	D	L1	V	90	R																										
		KIT		344 044 900 113		60	19.5	9.3	100	1650	included in the KIT 344 044 300 113			S	CAN	C	E	D1	L1	V	90	L																										
Seat Altea XL + Freetrack	10/06-12/15		344 043 600 001		60	18.0	9.3	100	1650		344 042 300 113			with preliminary setup	S	CAN	C	E	D	L1	H	45	B																									
											344 044 300 107			without preliminary setup	S	CAN	C	E	--	--	V	75	L																									
											344 044 300 113			without preliminary setup	S	CAN	C	E	D1	L1	V	90	L																									
											344 044 300 153				S	CAN	C	E	D	L1	V	90	R																									
														KIT		344 043 900 113		60	20.0	9.3	100	1650	included in the KIT 344 044 300 113			without preliminary setup	S	CAN	C	E	D1	L1	V	90	L													
Seat Altea XL + Freetrack fitting cover for bumper cutout not available	10/06-12/15		344 048 600 001		60	17.5	9.3	100	1650		344 042 300 113			with preliminary setup	S	CAN	C	E	D	L1	H	45	B																									
											344 044 300 107			without preliminary setup	S	CAN	C	E	--	--	V	75	L																									
											344 044 300 113			without preliminary setup	S	CAN	C	E	D1	L1	V	90	L																									
											344 044 300 153				S	CAN	C	E	D	L1	V	90	R																									
														KIT		344 048 900 113		60	19.5	9.3	100	1650	included in the KIT 344 044 300 113			without preliminary setup	S	CAN	C	E	D1	L1	V	90	L													
Seat Arona FR: visible cutout exc. TGI	11/17-		344 110 600 001		70	20.4	7.1	55	1200		344 110 300 113				S	CAN	C	E	D	L	V	60	L																									
														KIT		344 111 600 001		70	21.6	7.1	55	1200		included in the KIT 344 110 300 113			S	CAN	C	E	D	L	V	60	L													
																											KIT		344 110 900 113		70	21.6	7.1	55	1200		included in the KIT 344 110 300 113			S	CAN	C	E	D	L	V	60	L
																																								KIT		344 111 900 113		70	22.8	7.1	55	1200



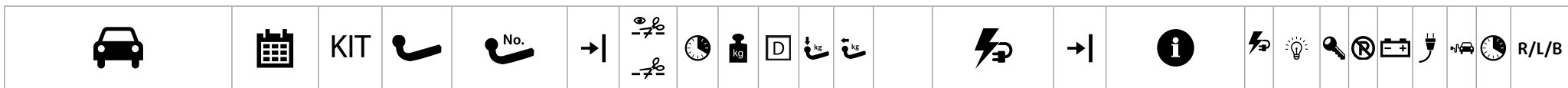
Seat

Seat Ateca exc. FR	09/16-			344 093 600 001			60	22.3	11.8	100	2100		305 407 300 107	with preliminary setup	S	CAN	C	E	--	--	H	30	B
				344 094 600 001			60	24.7	11.8	100	2100		305 407 300 113	with preliminary setup	S	CAN	C	E	D	L	H	30	B
													305 408 300 107	without preliminary setup	S	CAN	C	E	--	--	V	60	B
													305 408 300 113	without preliminary setup	S	CAN	C	E	D	L	V	60	B
													321 863 300 107		S	A	C1	E2	--	--	V	60	L
													321 863 300 113		S	A	C1	E2	D	L1	V	60	2
		KIT		344 093 900 113			60	23.6	11.8	100	2100		included in the KIT 321 863 300 113		S	A	C1	E2	D	L1	V	60	2
		KIT		344 112 900 113			60	23.8	11.8	100	2100		included in the KIT 305 408 300 113	without preliminary setup	S	CAN	C	E	D	L	V	60	B
		KIT		344 094 900 113			60	26.0	11.8	100	2100		included in the KIT 321 863 300 113		S	A	C1	E2	D	L1	V	60	2
		KIT		344 113 900 113			60	26.2	11.8	100	2100		included in the KIT 305 408 300 113	without preliminary setup	S	CAN	C	E	D	L	V	60	B
Seat Exeo Saloon and ST/ Estate	03/09-12/13			344 074 600 001			120	20.0	10.6	100	2000		300 210 300 107		--	A	--	E1	--	--	V	90	B
												305 210 300 113		S	CAN	C	E	D1	L1	V	105	L	
		KIT		344 054 900 113			120	22.0	10.6	100	2000		included in the KIT 305 210 300 113		S	CAN	C	E	D1	L1	V	105	L
Seat Ibiza ST Estate / 3/5 doors Please order separately cover for bumper cutout at Seat dealer's.	07/08--07/15	KIT		344 060 900 113			90	24.0	7.7	75	1400		included in the KIT 317 420 300 113	-07/15	S	CAN	C	E	D1	L1	V	105	L
Seat Ibiza ST Estate / 3/5 doors	07/08-			344 059 600 001			90	17.5	8.3	75	1400		317 114 300 107		S	CAN	C	E	--	--	V	90	L
												317 114 300 113		S	CAN	C	E	D1	L1	V	90	L	
												317 420 300 107	-07/15	S	CAN	C	E	--	--	V	105	L	
												317 420 300 113	-07/15	S	CAN	C	E	D1	L1	V	105	L	
												317 420 300 153		S									



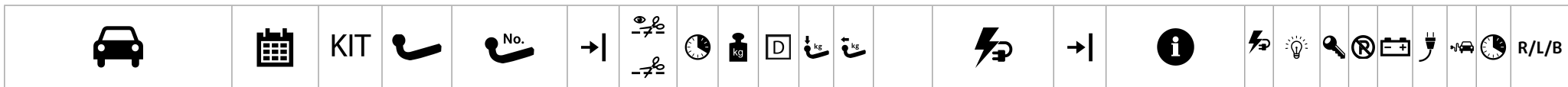
Seat

Seat Ibiza ST Estate / 3/5 doors Please order separately cover for bumper cutout at Seat dealer's.	07/08-		344 079 600 001		90	22.0	7.7	75	1400		317 114 300 107								S	CAN	C	E	--	--	V	90	L	
											317 114 300 113								S	CAN	C	E	D1	L1	V	90	L	
											317 420 300 107								-07/15	S	CAN	C	E	--	--	V	105	L
											317 420 300 113								-07/15	S	CAN	C	E	D1	L1	V	105	L
Seat Ibiza ST Estate / 3/5 doors	07/15-	KIT		344 059 900 113		90	18.5	8.3	75	1400									S	CAN	C	E	D1	L1	V	90	L	
Seat Ibiza ST Estate / 3/5 doors Please order separately cover for bumper cutout at Seat dealer's.	07/15-	KIT		344 079 900 113		90	19.5	7.7	75	1400									S	CAN	C	E	D1	L1	V	90	L	
Seat Ibiza V exc. TGI	02/17-		344 101 600 001		60	18.0	7.1	85	1200										S	CAN	C	E	D	L	V	60	L	
			344 102 600 001		60	19.0	7.1	85	1200											S	CAN	C	E	D	L	V	60	L
		KIT		344 101 900 113		60	19.1	7.1	85	1200										S	CAN	C	E	D	L	V	60	L
		KIT		344 102 900 113		60	20.1	7.1	85	1200										S	CAN	C	E	D	L	V	60	L
Seat Inca	11/95-06/03		321 437 600 001		90	15.0	6.7	50	1100		300 072 300 107								--	FRE	--	--	--	--	V		B	
											300 072 300 113								--	FRE	--	--	D1	L1	V		B	
Seat Leon	99-06		305 223 600 001		120	16.8	8.9	75	1650																			
Seat Leon inc. FR exc. FRV Formula Race, Cupra Please order separately cover for bumper cutout at Seat dealer's, no. -05/09: 5P0 803 595, 05/09-: 1P0 092 595. for right-hand-drive vehicles	09/05-10/12	KIT		344 044 900 153		60	20.0	9.3	100	1650									S	CAN	C	E	D	L1	V	105	R	
Seat Leon exc. FR + FRV Formula Race, exc. Cupra	09/05-12/12		344 043 600 001		60	18.0	9.3	100	1650		321 600 300 107								S	FRE	C	E	--	--	V	105	L	
											321 600 300 113								S	FRE	C	E	D	L1	V	105	L	
											321 600 300 153								S	CAN	C	E	D	L1	V	105	R	









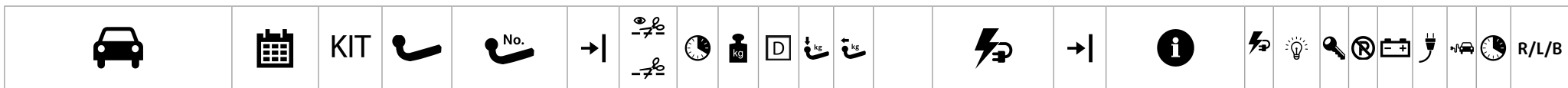
Seat

Seat Leon inc. FR exc. FRV Formula Race, Cupra Please order separately cover for bumper cutout at Seat dealer' s, no. -05/09: 5P0 803 595, 05/09-: 1P0 092 595.	09/05-12/12		344 044 600 001		60	18.0	9.3	100	1650	321 600 300 107		S	FRE	C	E	--	--	V	105	L	
										321 600 300 113		S	FRE	C	E	D	L1	V	105	L	
										321 600 300 153		S	CAN	C	E	D	L1	V	105	R	
Seat Leon 5 doors Seat Leon SC, 3 doors Seat Leon ST, Combi inc. X-Perience 06/14- inc. FR exc. Cupra Please order separately cover for bumper cutout at Seat dealer's.	11/12-		317 132 600 001		60	19.0	10.3	85	2000	305 403 300 107		-06/14 with preliminary setup	S	CAN	C	E	--	--	H	45	B
										305 403 300 113		-06/14 with preliminary setup	S	CAN	C	E	D	L1	H	45	B
										305 406 300 107		-06/14 without preliminary setup	S	CAN	C	E	--	--	V	150	B
										305 406 300 113		-06/14 without preliminary setup	S	CAN	C	E	D	L1	V	150	B
										305 407 300 107		06/14- with preliminary setup	S	CAN	C	E	--	--	H	30	B
										305 407 300 113		06/14- with preliminary setup	S	CAN	C	E	D	L	H	30	B
										305 408 300 107		06/14- without preliminary setup	S	CAN	C	E	--	--	V	60	B
										305 408 300 113		06/14- without preliminary setup	S	CAN	C	E	D	L	V	60	B
344 095 300 113	06/14- for vehicles with preparatiog and integrated trailer control unit	S	CAN	C	E	D	L	H	90	B											



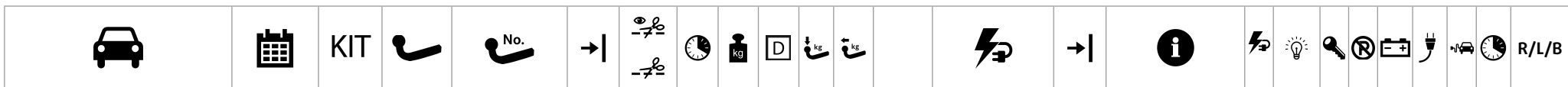
Seat

Seat Leon 5 doors Seat Leon SC, 3 doors Seat Leon ST, Combi inc. X-Perience 06/14- inc. FR exc. Cupra	11/12-			317 131 600 001		60	19.0	10.3	85	2000		305 403 300 107	-06/14 with preliminary setup	S	CAN	C	E	--	--	H	45	B
												305 403 300 113	-06/14 with preliminary setup	S	CAN	C	E	D	L1	H	45	B
												305 406 300 107	-06/14 without preliminary setup	S	CAN	C	E	--	--	V	150	B
												305 406 300 113	-06/14 without preliminary setup	S	CAN	C	E	D	L1	V	150	B
												305 407 300 107	06/14- with preliminary setup	S	CAN	C	E	--	--	H	30	B
												305 407 300 113	06/14- with preliminary setup	S	CAN	C	E	D	L	H	30	B
												305 408 300 107	06/14- without preliminary setup	S	CAN	C	E	--	--	V	60	B
												305 408 300 113	06/14- without preliminary setup	S	CAN	C	E	D	L	V	60	B
344 095 300 113	06/14- for vehicles with preparatiog and integrated trailer control unit	S	CAN	C	E	D	L	H	90	B												
Seat Leon 5 doors Seat Leon SC, 3 doors Seat Leon ST, Combi inc. FR exc. Cupra	11/12-06/14	KIT		317 131 900 113		60	21.0	10.3	85	2000		included in the KIT 305 406 300 113	-06/14 without preliminary setup	S	CAN	C	E	D	L1	V	150	B
Seat Leon 5 doors Seat Leon SC, 3 doors Seat Leon ST, Combi inc. FR exc. Cupra Please order separately cover for bumper cutout at Seat dealer's.	11/12-06/14	KIT		317 132 900 113		60	21.0	10.3	85	2000		included in the KIT 305 406 300 113	-06/14 without preliminary setup	S	CAN	C	E	D	L1	V	150	B



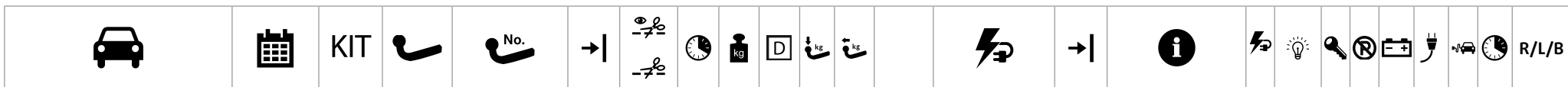
Seat

Seat Leon 5 doors Seat Leon SC, 3 doors Seat Leon ST, Combi inc. X-Perience inc. FR exc. Cupra	06/14-	KIT		305 408 900 113		60	19.0	10.3	85	2000	included in the KIT 305 408 300 113	06/14- without preliminary setup	S	CAN	C	E	D	L	V	60	B	
		KIT		317 154 900 113		60	20.5	10.3	85	2000	included in the KIT 305 407 300 113	06/14- with preliminary setup	S	CAN	C	E	D	L	H	30	B	
Seat Leon 5 doors Seat Leon SC, 3 doors Seat Leon ST, Combi inc. X-Perience inc. FR exc. Cupra Please order separately cover for bumper cutout at Seat dealer's.	06/14-	KIT		305 409 900 113		60	21.0	10.3	85	2000	included in the KIT 305 408 300 113	06/14- without preliminary setup	S	CAN	C	E	D	L	V	60	B	
		KIT		317 155 900 113		60	20.5	10.3	85	2000	included in the KIT 305 407 300 113	06/14- with preliminary setup	S	CAN	C	E	D	L	H	30	B	
Seat Tarraco	09/18-			317 133 600 001		60	22.2	12.3	80	2500	305 407 300 107	with preliminary setup	S	CAN	C	E	--	--	H	30	B	
				317 134 600 001		60	23.4	12.3	80	2500	305 407 300 113	with preliminary setup									30	
											305 408 300 107	without preliminary setup	S	CAN	C	E	--	--	V	60	B	
											305 408 300 113	without preliminary setup	S	CAN	C	E	D	L	V	60	B	
											321 863 300 107		S	A	C1	E2	--	--	V	60	L	
											321 863 300 113		S	A	C1	E2	D	L1	V	60	2	
Seat Toledo	03/12--07/15	KIT		317 129 900 113		45	23.0	8.5	50	1200	included in the KIT 317 420 300 113	-07/15	S	CAN	C	E	D1	L1	V	105	L	
		KIT		317 130 900 113		45	23.0	8.5	50	1200	included in the KIT 317 420 300 113	-07/15	S	CAN	C	E	D1	L1	V	105	L	



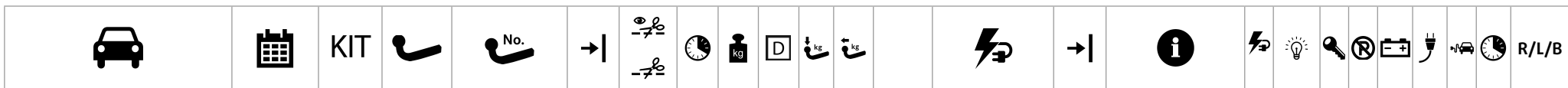
Seat

Seat Toledo type 6L, 5P, 1P	11/04-03/12			344 043 600 001		60	18.0	9.3	100	1650		317 114 300 107			S	CAN	C	E	--	--	V	90	L
				344 044 600 001		60	18.0	9.3	100	1650		317 114 300 113			S	CAN	C	E	D1	L1	V	90	L
				344 044 300 107											S	CAN	C	E	--	--	V	75	L
				344 044 300 113											S	CAN	C	E	D1	L1	V	90	L
				344 044 300 153											S	CAN	C	E	D	L1	V	90	R
KIT			344 043 900 113		60	20.0	9.3	100	1650		included in the KIT 344 044 300 113			S	CAN	C	E	D1	L1	V	90	L	
			KIT		344 044 900 113		60	19.5	9.3	100	1650		included in the KIT 344 044 300 113			S	CAN	C	E	D1	L1	V	90
Seat Toledo	03/12-04/19			317 129 600 001		45	21.5	8.5	50	1200		317 420 300 107	-07/15		S	CAN	C	E	--	--	V	105	L
				317 130 600 001		45	21.5	8.5	50	1200		317 420 300 113	-07/15		S	CAN	C	E	D1	L1	V	105	L
				317 420 300 153											S								
Seat Toledo for right-hand-drive vehicles	03/13-	KIT		317 106 900 153		45	23.0	8.5	50	1200		included in the KIT 317 420 300 153			S								R
			KIT		317 107 900 153		45	24.0	8.5		1200		included in the KIT 317 420 300 153			S							
Seat Toledo	07/15-04/19	KIT		317 119 900 113		45	24.5	8.5	50	1200		included in the KIT 317 114 300 113			S	CAN	C	E	D1	L1	V	90	L
			KIT		317 120 900 113		45	25.0	8.5	50	1200		included in the KIT 317 114 300 113			S	CAN	C	E	D1	L1	V	90



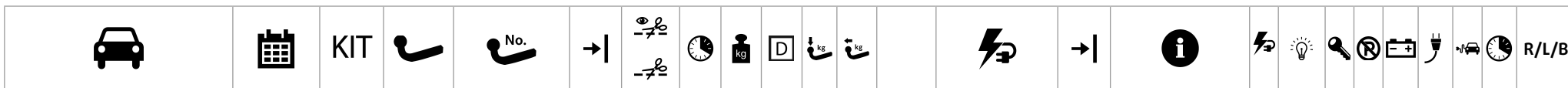
Skoda

Skoda Fabia I Estate/Saloon exc. GT, inc. Praktik -07	11/00-12/07			317 059 600 001		60	16.5	7.0	50	1200		317 043 300 107			S	FRE	--	E	--	--	H	45	L	
												317 043 300 113			S	FRE	--	E	D1	L1	H	45	L	
												317 043 300 147			S	--	--	E1	--	--	H	45	L	
		KIT		317 059 900 113		60	18.5	7.0	50	1200		included in the KIT 317 043 300 113			S	FRE	--	E	D1	L1	H	45	L	
Skoda Fabia I Hatchback exc. Combi, inc. GT, exc. RS (RS is not permitted for towing trailers)	12/99-06/07			317 043 600 001		60	16.5	7.0	50	1200		317 043 300 107			S	FRE	--	E	--	--	H	45	L	
												317 043 300 113			S	FRE	--	E	D1	L1	H	45	L	
												317 043 300 147			S	--	--	E1	--	--	H	45	L	
		KIT		317 043 900 113		60	18.5	7.0	50	1200		included in the KIT 317 043 300 113			S	FRE	--	E	D1	L1	H	45	L	
Skoda Fabia II Estate exc. RS & VRS (VRS is not homologated to tow.) Please order cover for bumper cutout at Skoda dealers. for right-hand-drive vehicles	05/10-12/14	KIT		317 251 900 153		40	16.5	7.2	86	1200		included in the KIT 317 420 300 153		05/10-	S									R
Skoda Fabia II Estate exc. RS	01/08-05/10	KIT		317 085 900 113		40	16.5	7.2	86	1200		included in the KIT 317 400 300 113		-05/10	S	C2	C	E	D1	--	H	45	B	
Skoda Fabia II Estate exc. RS Please order cover for bumper cutout at Skoda dealers.	01/08-05/10	KIT		317 086 900 113		40	16.5	7.2	86	1200		included in the KIT 317 400 300 113		-05/10	S	C2	C	E	D1	--	H	45	B	
Skoda Fabia II Estate exc. RS	01/08-12/14			317 113 600 001		40	14.5	7.2	86	1200		317 400 300 107		-05/10	S	C2	C	E	--	--	H	45	B	
												317 400 300 113		-05/10	S	C2	C	E	D1	--	H	45	B	
													317 420 300 107		05/10-	S	CAN	C	E	--	--	V	105	L
													317 420 300 113		05/10-	S	CAN	C	E	D1	L1	V	105	L
Skoda Fabia II Estate exc. RS Please order cover for bumper cutout at Skoda dealers.	01/08-12/14			317 114 600 001		40	15.0	7.2	86	1200		317 400 300 107		-05/10	S	C2	C	E	--	--	H	45	B	
												317 400 300 113		-05/10	S	C2	C	E	D1	--	H	45	B	
													317 420 300 107		05/10-	S	CAN	C	E	--	--	V	105	L
													317 420 300 113		05/10-	S	CAN	C	E	D1	L1	V	105	L
Skoda Fabia II Estate exc. RS	05/10-12/14	KIT		317 250 900 113		40	16.5	7.2	86	1200		included in the KIT 317 420 300 113		05/10-	S	CAN	C	E	D1	L1	V	105	L	



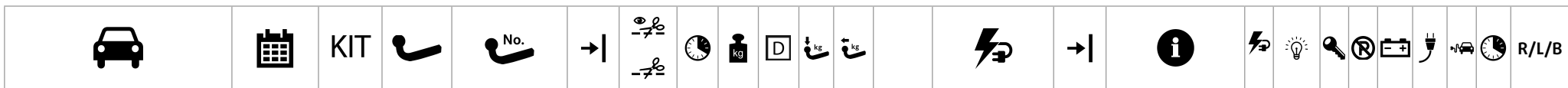
Skoda

Skoda Fabia II Estate exc. RS Please order cover for bumper cutout at Skoda dealers.	05/10-12/14	KIT		317 251 900 113		40	16.5	7.2	86	1200		included in the KIT 317 420 300 113	05/10-	S	CAN	C	E	D1	L1	V	105	L	
Skoda Fabia II Estate exc. RS & VRS (VRS is not homologated to tow.) for right-hand-drive vehicles	05/10-12/14	KIT		317 250 900 153		40	16.5	7.2	86	1200		included in the KIT 317 420 300 153	05/10-	S									R
Skoda Fabia II Hatchback exc. RS + Monte Carlo	06/07-05/10	KIT		317 085 900 113		40	16.5	7.2	86	1200		included in the KIT 317 400 300 113	-05/10	S	C2	C	E	D1	--	H	45	B	
Skoda Fabia II Hatchback exc. RS + Monte Carlo Please order cover for bumper cutout at Skoda dealers.	06/07-05/10	KIT		317 086 900 113		40	16.5	7.2	86	1200		included in the KIT 317 400 300 113	-05/10	S	C2	C	E	D1	--	H	45	B	
Skoda Fabia II Hatchback exc. RS + Monte Carlo	06/07-10/14			317 113 600 001		40	14.5	7.2	86	1200		317 400 300 107 317 400 300 113 317 420 300 107 317 420 300 113	-05/10 -05/10 05/10- 05/10-	S S S S	C2 C2 CAN CAN	C C C C	E E E E	-- D1 -- D1	-- -- -- L1	H H V V	45 45 105 105	B B L L	
Skoda Fabia II Hatchback exc. RS + Monte Carlo Please order cover for bumper cutout at Skoda dealers.	06/07-10/14			317 114 600 001		40	15.0	7.2	86	1200		317 400 300 107 317 400 300 113 317 420 300 107 317 420 300 113	-05/10 -05/10 05/10- 05/10-	S S S S	C2 C2 CAN CAN	C C C C	E E E E	-- D1 -- D1	-- -- -- L1	H H V V	45 45 105 105	B B L L	
Skoda Fabia II Hatchback exc. RS + Monte Carlo	05/10-10/14	KIT		317 250 900 113		40	16.5	7.2	86	1200		included in the KIT 317 420 300 113	05/10-	S	CAN	C	E	D1	L1	V	105	L	
Skoda Fabia II Hatchback exc. RS + Monte Carlo Please order cover for bumper cutout at Skoda dealers.	05/10-10/14	KIT		317 251 900 113		40	16.5	7.2	86	1200		included in the KIT 317 420 300 113	05/10-	S	CAN	C	E	D1	L1	V	105	L	
Skoda Fabia II Hatchback exc. RS & VRS (VRS is not homologated to tow.) for right-hand-drive vehicles	05/10-10/14	KIT		317 250 900 153		40	16.5	7.2	86	1200		included in the KIT 317 420 300 153		S									R
		KIT		317 251 900 153		40	16.5	7.2	86	1200		included in the KIT 317 420 300 153		S									R



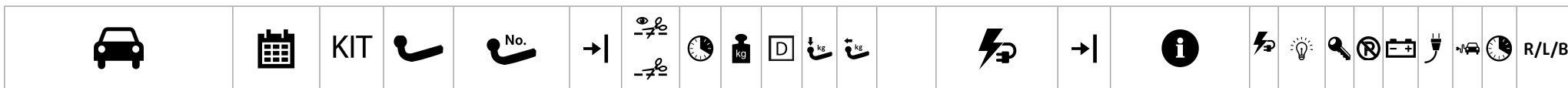
Skoda

Skoda Fabia III Estate inc. facelift 2019- Attention: tube and socket holder are visible	01/15-			317 114 600 001		40	15.0	7.2	86	1200		317 114 300 107			S	CAN	C	E	--	--	V	90	L	
												317 114 300 113			S	CAN	C	E	D1	L1	V	90	L	
KIT				317 114 900 113		40	18.0	7.2	86	1200		included in the KIT 317 114 300 113			S	CAN	C	E	D1	L1	V	90	L	
															S	CAN	C	E	D1	L1	V	90	L	
Skoda Fabia III Estate	01/15-			317 113 600 001		40	14.5	7.2	86	1200		317 114 300 107			S	CAN	C	E	--	--	V	90	L	
											317 114 300 113			S	CAN	C	E	D1	L1	V	90	L		
KIT				317 113 900 113		40	17.5	7.2	86	1200		included in the KIT 317 114 300 113			S	CAN	C	E	D1	L1	V	90	L	
															S	CAN	C	E	D1	L1	V	90	L	
Skoda Fabia III Hatchback	11/14-			317 113 600 001		40	14.5	7.2	86	1200		317 114 300 107			S	CAN	C	E	--	--	V	90	L	
											317 114 300 113			S	CAN	C	E	D1	L1	V	90	L		
KIT				317 113 900 113		40	17.5	7.2	86	1200		included in the KIT 317 114 300 113			S	CAN	C	E	D1	L1	V	90	L	
															S	CAN	C	E	D1	L1	V	90	L	
Skoda Fabia III Hatchback inc. facelift 2019- Attention: tube and socket holder are visible	11/14-			317 114 600 001		40	15.0	7.2	86	1200		317 114 300 107			S	CAN	C	E	--	--	V	90	L	
											317 114 300 113			S	CAN	C	E	D1	L1	V	90	L		
KIT				317 114 900 113		40	18.0	7.2	86	1200		included in the KIT 317 114 300 113			S	CAN	C	E	D1	L1	V	90	L	
															S	CAN	C	E	D1	L1	V	90	L	
Skoda Karoq	11/17-			317 167 600 001		60	23.9	10.8	130	2000		305 407 300 107	with preliminary setup	S	CAN	C	E	--	--	H	30	B		
											305 407 300 113	with preliminary setup	S	CAN	C	E	D	L	H	30	B			
				317 168 600 001		60	25.3	10.8	130	2000		305 408 300 107	without preliminary setup	S	CAN	C	E	--	--	V	60	B		
											305 408 300 113	without preliminary setup	S	CAN	C	E	D	L	V	60	B			
											321 863 300 107		S	A	C1	E2	--	--	V	60	L			
											321 863 300 113		S	A	C1	E2	D	L1	V	60	2			
		KIT			317 167 900 113		60	25.4	10.8	130	2000		included in the KIT 305 408 300 113	without preliminary setup	S	CAN	C	E	D	L	V	60	B	
		KIT			317 168 900 113		60	26.8	10.8	130	2000		included in the KIT 305 408 300 113	without preliminary setup	S	CAN	C	E	D	L	V	60	B	
																S	CAN	C	E	D	L	V	60	B
																S	CAN	C	E	D	L	V	60	B























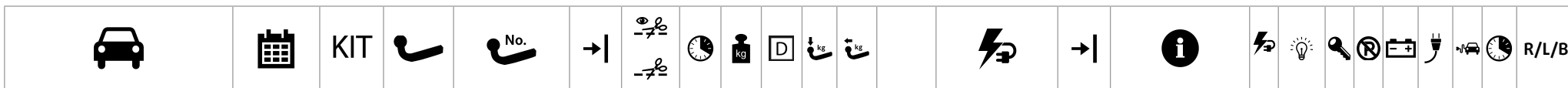
Skoda

Skoda Kodiaq 150 BHP Diesel Manual 4x4, 7 seater is not permitted to tow by manufacturer Receiver tube and socket holder in the visible area of the bumper	10/16-		317 134 600 001		60	23.4	12.3	80	2500		305 407 300 107	with preliminary setup	S	CAN	C	E	--	--	H	30	B											
											305 407 300 113	with preliminary setup	S	CAN	C	E	D	L	H	30	B											
											305 408 300 107	without preliminary setup	S	CAN	C	E	--	--	V	60	B											
											305 408 300 113	without preliminary setup	S	CAN	C	E	D	L	V	60	B											
											321 863 300 107		S	A	C1	E2	--	--	V	60	L											
											321 863 300 113		S	A	C1	E2	D	L1	V	60	2											
Skoda Kodiaq 150 BHP Diesel Manual 4x4, 7 seater is not permitted to tow by manufacturer	10/16-		317 133 600 001		60	22.2	12.3	80	2500		305 407 300 107	with preliminary setup	S	CAN	C	E	--	--	H	30	B											
											305 407 300 113	with preliminary setup	S	CAN	C	E	D	L	H	30	B											
											305 408 300 107	without preliminary setup	S	CAN	C	E	--	--	V	60	B											
											305 408 300 113	without preliminary setup	S	CAN	C	E	D	L	V	60	B											
											321 863 300 107		S	A	C1	E2	--	--	V	60	L											
											321 863 300 113		S	A	C1	E2	D	L1	V	60	2											
Skoda Octavia I Saloon/Estate type 1U exc. 4 WD, inc. RS Note: For towing capacities of 1400 kg and more please check the operating instructions of your car.	12/96-01/05		317 015 600 001		90	15.0	8.4	60	1500		317 015 300 107		S	FRE	--	E	--	--	H	45	B											
											305 223 600 001		S	FRE	--	E	D1	L1	H	45	B											
											KIT		317 015 900 113		90	17.0	8.4	60	1500		included in the KIT		S	FRE	--	E	D1	L1	H	45	B	
											KIT		317 016 900 113		90	18.2	8.4	60	1500		included in the KIT		S	FRE	--	E	D1	L1	H	45	B	
																					317 015 300 113											



















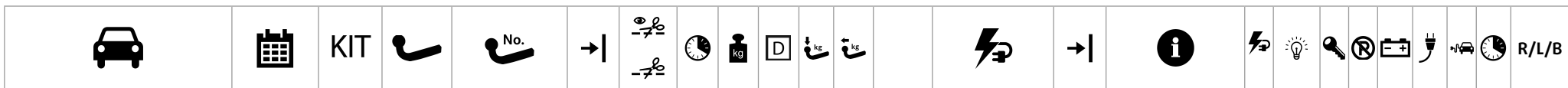
Skoda

Skoda Octavia II Estate 1Z / 3T inc. 4 x 4, RS and Scout Facelift 11/08-: cutout is not necessary for right-hand-drive vehicles	01/05-01/13	KIT		317 102 900 153		40	21.0	10.6	100	2000		included in the KIT 321 600 300 153			S	CAN	C	E	D	L1	V	105	R
Skoda Octavia II Estate 1Z / 3T inc. 4 x 4, RS and Scout Facelift 11/08-: cutout is not necessary	01/05-12/13			317 104 600 001		40	18.0	10.6	100	2000		321 600 300 107			S	FRE	C	E	--	--	V	105	L
				317 102 600 001		40	19.0	10.6	100	2000		321 600 300 153			S	CAN	C	E	D	L1	V	105	R
		KIT		317 104 900 113		40	20.0	10.6	100	2000		included in the KIT 321 600 300 113			S	FRE	C	E	D	L1	V	105	L
		KIT		317 102 900 113		40	21.0	10.6	100	2000		included in the KIT 321 600 300 113			S	FRE	C	E	D	L1	V	105	L
Skoda Octavia II Saloon 1Z / 3T inc. 4 x 4, RS and Scout Facelift 11/08-: cutout is not necessary for right-hand-drive vehicles	01/05-01/13	KIT		317 102 900 153		40	21.0	10.6	100	2000		included in the KIT 321 600 300 153			S	CAN	C	E	D	L1	V	105	R
Skoda Octavia II Saloon 1Z / 3T inc. 4 x 4, RS and Scout Facelift 11/08-: cutout is not necessary	01/05-12/13			317 104 600 001		40	18.0	10.6	100	2000		321 600 300 107			S	FRE	C	E	--	--	V	105	L
				317 102 600 001		40	19.0	10.6	100	2000		321 600 300 153			S	CAN	C	E	D	L1	V	105	R
		KIT		317 104 900 113		40	20.0	10.6	100	2000		included in the KIT 321 600 300 113			S	FRE	C	E	D	L1	V	105	L
		KIT		317 102 900 113		40	21.0	10.6	100	2000		included in the KIT 321 600 300 113			S	FRE	C	E	D	L1	V	105	L



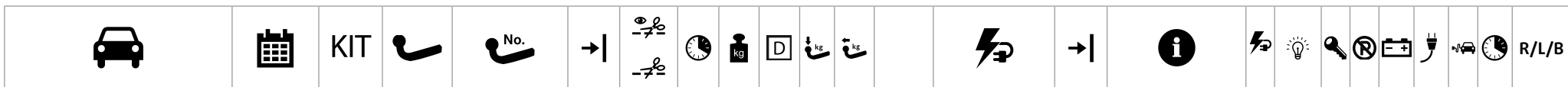
Skoda

Skoda Octavia III Saloon and Estate inc. RS and Scout inc. vehicles with gas drive	02/13-			317 131 600 001		60	19.0	10.3	85	2000		305 403 300 107	-06/14 with preliminary setup	S	CAN	C	E	--	--	H	45	B
				317 132 600 001		60	19.0	10.3	85	2000		305 403 300 113	-06/14 with preliminary setup	S	CAN	C	E	D	L1	H	45	B
												305 406 300 107	-06/14 without preliminary setup	S	CAN	C	E	--	--	V	150	B
												305 406 300 113	-06/14 without preliminary setup	S	CAN	C	E	D	L1	V	150	B
												305 407 300 107	06/14- with preliminary setup	S	CAN	C	E	--	--	H	30	B
												305 407 300 113	06/14- with preliminary setup	S	CAN	C	E	D	L	H	30	B
												305 408 300 107	06/14- without preliminary setup	S	CAN	C	E	--	--	V	60	B
Skoda Octavia III Saloon and Estate inc. RS and Scout inc. vehicles with gas drive	02/13-06/14	KIT		317 131 900 113		60	21.0	10.3	85	2000		included in the KIT 305 406 300 113	-06/14 without preliminary setup	S	CAN	C	E	D	L1	V	150	B
			KIT		317 132 900 113		60	21.0	10.3	85	2000		included in the KIT 305 406 300 113	-06/14 without preliminary setup	S	CAN	C	E	D	L1	V	150
Skoda Octavia III Saloon and Estate inc. RS and Scout inc. vehicles with gas drive	06/14-	KIT		305 408 900 113		60	19.0	10.3	85	2000		included in the KIT 305 408 300 113	06/14- without preliminary setup	S	CAN	C	E	D	L	V	60	B
				317 154 900 113		60	20.5	10.3	85	2000		included in the KIT 305 407 300 113	06/14- with preliminary setup	S	CAN	C	E	D	L	H	30	B
				305 409 900 113		60	21.0	10.3	85	2000		included in the KIT 305 408 300 113	06/14- without preliminary setup	S	CAN	C	E	D	L	V	60	B
				317 155 900 113		60	20.5	10.3	85	2000		included in the KIT 305 407 300 113	06/14- with preliminary setup	S	CAN	C	E	D	L	H	30	B



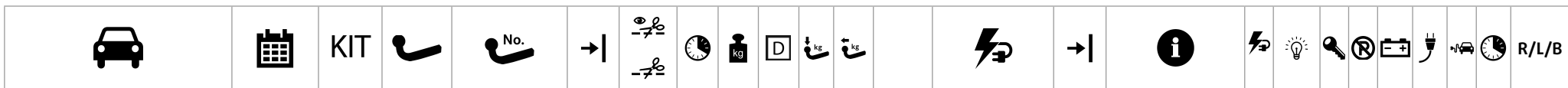
Skoda

Skoda Roomster inc. Skoda Praktik 07- inc. Scout	09/06-04/15		317 063 600 001		40	17.0	7.5	50	1200		317 400 300 107	-05/10	S	C2	C	E	--	--	H	45	B		
											317 400 300 113	-05/10	S	C2	C	E	D1	--	H	45	B		
											317 420 300 107	05/10-	S	CAN	C	E	--	--	V	105	L		
											317 420 300 113	05/10-	S	CAN	C	E	D1	L1	V	105	L		
											317 420 300 153	05/10-	S								R		
Skoda Roomster inc. Skoda Praktik 07- inc. Scout Please order cover for bumper cutout at Skoda-dealers, order-no. XEA 77001.	09/06-04/15		317 064 600 001		40	17.0	7.5	50	1200		317 400 300 107	-05/10	S	C2	C	E	--	--	H	45	B		
											317 400 300 113	-05/10	S	C2	C	E	D1	--	H	45	B		
											317 420 300 107	05/10-	S	CAN	C	E	--	--	V	105	L		
											317 420 300 113	05/10-	S	CAN	C	E	D1	L1	V	105	L		
											317 420 300 153	05/10-	S								R		
Skoda Roomster inc. Skoda Praktik 07- inc. Scout for right-hand-drive vehicles	05/10-	KIT		317 420 900 153		40	19.0	7.5	50	1200		included in the KIT 317 420 300 153	05/10-	S									R
Skoda Roomster inc. Skoda Praktik 07- inc. Scout	05/10-04/15	KIT		317 420 900 113		40	19.0	7.5	50	1200		included in the KIT 317 420 300 113	05/10-	S	CAN	C	E	D1	L1	V	105	L	
Skoda Roomster inc. Skoda Praktik 07- inc. Scout Please order cover for bumper cutout at Skoda-dealers, order-no. XEA 77001.	05/10-04/15	KIT		317 421 900 113		40	19.0	7.5	50	1200		included in the KIT 317 420 300 113	05/10-	S	CAN	C	E	D1	L1	V	105	L	
Skoda Superb exc. vehicles with tuning set by M +S	03/02-06/08		321 874 600 001		120	17.0	10.5	85	2000														
			321 505 600 001																				
Skoda Superb Estate inc. facelift 2013 for right-hand-drive vehicles	12/09-	KIT		317 102 900 153		40	21.0	10.6	100	2000		included in the KIT 321 600 300 153		S	CAN	C	E	D	L1	V	105	R	



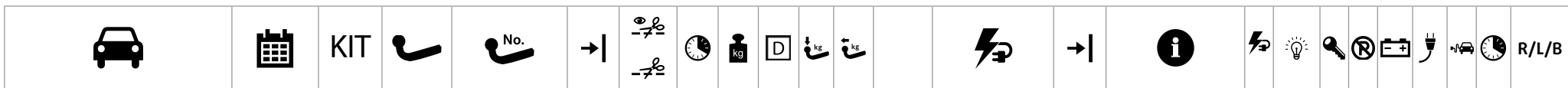
Skoda

Skoda Superb Estate facelift from 06/13-	12/09-09/15			317 104 600 001		40	18.0	10.6	100	2000		321 600 300 107			S	FRE	C	E	--	--	V	105	L
				317 102 600 001		40	19.0	10.6	100	2000		321 600 300 113			S	FRE	C	E	D	L1	V	105	L
				317 102 600 001		40	19.0	10.6	100	2000		321 600 300 153			S	CAN	C	E	D	L1	V	105	R
		KIT		317 104 900 113		40	20.0	10.6	100	2000		included in the KIT 321 600 300 113			S	FRE	C	E	D	L1	V	105	L
		KIT		317 102 900 113		40	21.0	10.6	100	2000		included in the KIT 321 600 300 113			S	FRE	C	E	D	L1	V	105	L
Skoda Superb Estate inc. Sportline	03/15-			317 140 600 001		90	15.0	11.5	100	2200		305 407 300 107	with preliminary setup	S	CAN	C	E	--	--	H	30	B	
				317 141 600 001		90	15.9	11.5	100	2200		305 407 300 113	with preliminary setup	S	CAN	C	E	D	L	H	30	B	
				317 141 600 001		90	15.9	11.5	100	2200		305 408 300 107	without preliminary setup	S	CAN	C	E	--	--	V	60	B	
				317 141 600 001		90	15.9	11.5	100	2200		305 408 300 113	without preliminary setup	S	CAN	C	E	D	L	V	60	B	
		KIT		317 140 900 113		90	19.6	11.5	100	2200		included in the KIT 305 408 300 113	without preliminary setup	S	CAN	C	E	D	L	V	60	B	
Skoda Superb Saloon inc. facelift 2013 for right-hand-drive vehicles	06/08-	KIT		317 102 900 153		40	21.0	10.6	100	2000		included in the KIT 321 600 300 153			S	CAN	C	E	D	L1	V	105	R
				317 102 900 153		40	21.0	10.6	100	2000		321 600 300 107			S	FRE	C	E	--	--	V	105	L
Skoda Superb Saloon facelift from 06/13-	06/08-05/15			317 104 600 001		40	18.0	10.6	100	2000		321 600 300 113			S	FRE	C	E	D	L1	V	105	L
				317 102 600 001		40	19.0	10.6	100	2000		321 600 300 153			S	CAN	C	E	D	L1	V	105	R
				317 102 600 001		40	19.0	10.6	100	2000		321 600 300 153			S	CAN	C	E	D	L1	V	105	R
		KIT		317 104 900 113		40	20.0	10.6	100	2000		included in the KIT 321 600 300 113			S	FRE	C	E	D	L1	V	105	L
		KIT		317 102 900 113		40	21.0	10.6	100	2000		included in the KIT 321 600 300 113			S	FRE	C	E	D	L1	V	105	L



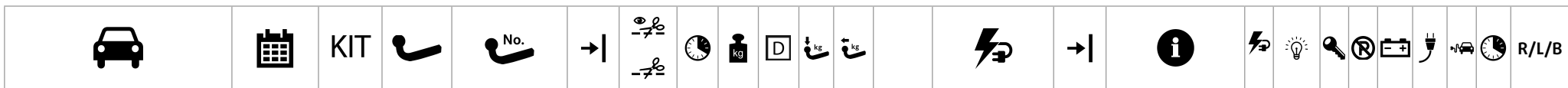
Skoda

Skoda Superb Saloon inc. Sportline	03/15-		317 140 600 001		90	15.0	11.5	100	2200	305 407 300 107	with preliminary setup	S	CAN	C	E	--	--	H	30	B	
			317 141 600 001		90	15.9	11.5	100	2200	305 407 300 113	with preliminary setup	S	CAN	C	E	D	L	H	30	B	
										305 408 300 107	without preliminary setup	S	CAN	C	E	--	--	V	60	B	
										305 408 300 113	without preliminary setup	S	CAN	C	E	D	L	V	60	B	
	KIT		317 140 900 113		90	19.6	11.5	100	2200	included in the KIT 305 408 300 113	without preliminary setup	S	CAN	C	E	D	L	V	60	B	
KIT		317 141 900 113		90	19.9	11.5	100	2200	included in the KIT 305 408 300 107	without preliminary setup	S	CAN	C	E	--	--	V	60	B		
Skoda Yeti for right-hand-drive vehicles	08/09-	KIT		317 080 900 143		40	20.0	10.6	85	2100	included in the KIT 317 079 300 153		S	CAN	C	E	D	L1	V	120	R
Skoda Yeti For the cutout in the bumper a special tool is necessary. We would therefore recommend to let the cutout be made at Skoda dealers. Please order cover and frame for bumper cutout at Skoda dealers. for right-hand-drive vehicles	08/09-	KIT		317 117 900 143		40	19.5	10.6	85	2100	included in the KIT 317 079 300 153		S	CAN	C	E	D	L1	V	120	R
Skoda Yeti	08/09-12/17		317 125 600 001		40	18.0	10.6	85	2100	317 079 300 107 317 079 300 113		S	CAN	C	E	--	--	V	105	L	
		KIT		317 080 900 113		40	20.0	10.6	85	2100	included in the KIT 317 079 300 113		S	CAN	C	E	D	L1	V	105	L
Skoda Yeti For the cutout in the bumper a special tool is necessary. We would therefore recommend to let the cutout be made at Skoda dealers. Please order cover and frame for bumper cutout at Skoda dealers.	08/09-12/17		317 128 600 001		40	19.5	10.6	85	2100	317 079 300 107 317 079 300 113		S	CAN	C	E	--	--	V	105	L	
		KIT		317 105 900 113		40	20.5	10.6	85	2100	included in the KIT 317 079 300 113		S	CAN	C	E	D	L1	V	105	L



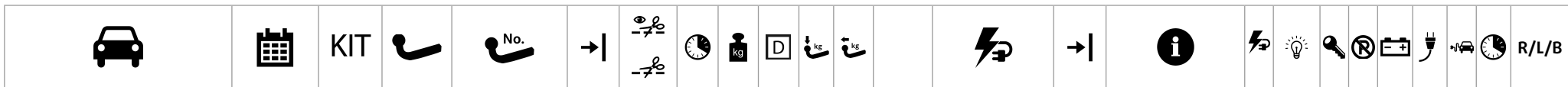
Subaru

Subaru Forester	10/97-03/08			348 013 600 001			60	20.9	10.0	85	1950		300 061 300 107			--	C2	--	--	--	--	V		B	
													300 061 300 113			--	C2	--	--	--	--	V		B	
Subaru Forester SH	03/08-03/13			348 024 600 001	→		90	25.0	9.9	80	2000		348 023 300 113			S	C2	--	E1	D1	L1	V	40	B	
Subaru Forester SJ	03/13-19			348 038 600 001			90	23.0	10.4	90	2150		348 037 300 113			S	A	--	--	D	L1	V	90	B	
				348 039 600 001			90	25.0	10.4	90	2150														
		KIT		348 038 900 113			90	26.0	10.4	90	2150		included in the KIT 348 037 300 113			S	A	--	--	D	L1	V	90	B	
		KIT		348 039 900 113			90	27.0	10.4	90	2150		included in the KIT 348 037 300 113			S	A	--	--	D	L1	V	90	B	
Subaru Forester SK	09/19-			348 084 600 001			60	27.7	10.5	100	2100														
Subaru Impreza exc. WRX/Sti	01/13-			348 036 600 001			90	22.0	8.4	75	1500		348 037 300 113			S	A	--	--	D	L1	V	90	B	
		KIT		348 036 900 113			90	23.0	8.4	75	1500		included in the KIT 348 037 300 113			S	A	--	--	D	L1	V	90	B	
Subaru Impreza exc. WRX/STI	18-			348 079 600 001			45	22.6	8.0	90	1400														
				348 080 600 001			45	29.8	8.0	90	1400														
Subaru Impreza Hatchback inc. WRX, XV 09/10-10/11	09/07-13			348 019 600 001			90	29.0	8.6	75	1600		300 210 300 113			--	A	--	E1	D1	L1	V	90	B	
				348 020 600 001			90	29.0	8.6	75	1600														



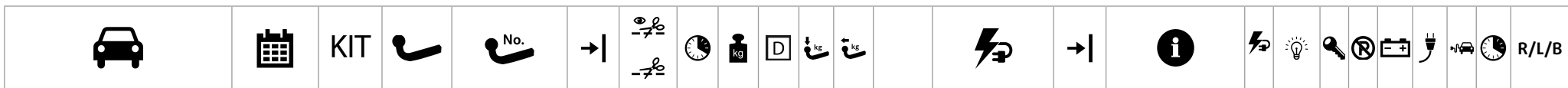
Subaru

Subaru Impreza Saloon exc. WRX/Sti inc. XV 09/10-10/11	09/07-13			348 019 600 001	→		90	29.0	8.6	75	1600		300 210 300 107				--	A	--	E1	--	--	V	90	B
				348 020 600 001			90	29.0	8.6	75	1600		300 210 300 113				--	A	--	E1	D1	L1	V	90	B
Subaru Justy G3X	09/03-10/07			348 032 600 001			120	24.0	6.1	70	1000		300 072 300 107				--	FRE	--	--	--	--	V		B
				300 072 300 113		--	FRE	--	--	D1	L1		V					B							
Subaru Legacy Estate	09/09-			348 025 600 001	→		90	23.0	9.8	80	1800		348 062 300 113				S	FRE	--	E1	D1	L1	V	75	L
				348 026 600 001			90	24.0	9.8	80	1800														
Subaru Legacy Outback facelift from 05/13-	09/09-			348 027 600 001	→		120	23.0	10.4	80	2000		348 062 300 113				S	FRE	--	E1	D1	L1	V	75	L
			KIT			348 027 900 113	→		120	27.0	10.4						80	2000	included in the KIT 348 062 300 113	S	FRE	--	E1	D1	L1
Subaru Levorg	09/15-			348 064 600 001	→		60	22.5	8.7	90	1500		348 054 300 113				S	FRE	--	E1	D1	L1	H	75	L
				348 065 600 001			60	24.0	8.7	90	1500														
Subaru Outback	03/15-			348 062 600 001			60	24.5	10.5	90	2000		348 062 300 113				S	FRE	--	E1	D1	L1	V	75	L
				348 063 600 001			60	26.0	10.5	90	2000														
Subaru Trezia	03/11-			335 413 600 001			60	17.5	5.8	50	900		335 413 300 113				S	FRE	--	--	D1	L1	V	105	B
				335 414 600 001			60	17.5	5.8	50	900														



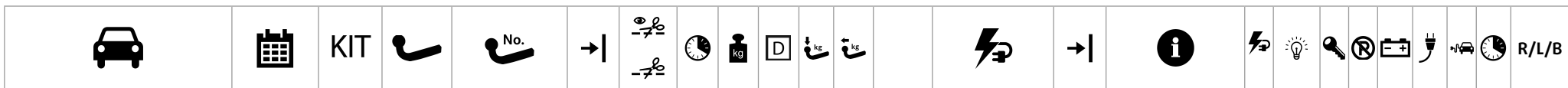
Subaru

Subaru XV	03/12-10/17			348 037 600 001		90	20.0	8.9	75	1600		348 037 300 113			S	A	--	--	D	L1	V	90	B	
		KIT		348 037 900 113		90	22.0	8.9	75	1600		included in the KIT 348 037 300 113			S	A	--	--	D	L1	V	90	B	
Subaru XV	10/17-			348 077 600 001		75	22.5	8.0	90	1940		348 073 300 113			S	A	C1	E1	D	L1	V	90	B	
				348 078 600 001		75	21.4	8.0	90	1940														
		KIT		348 078 900 113		75	22.8	8.0	90	1940		included in the KIT 348 073 300 113			S	A	C1	E1	D	L1	V	90	B	



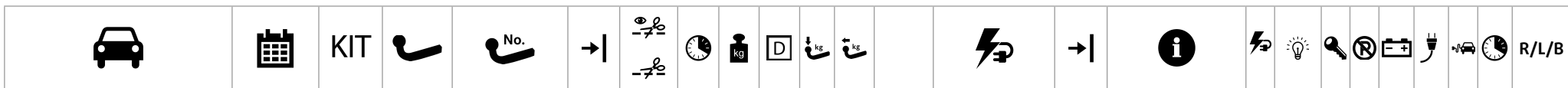
Suzuki

Suzuki Grand Vitara 3 doors JT for vehicles with spare wheel on tailgate	10/05-12/15		342 098 600 001		90	20.0	8.7	100	1600	342 099 300 113			S	FRE	--	E	D1	L1	H	60	B	
Suzuki Grand Vitara 5 doors JT for vehicles with spare wheel on tailgate	04/05-12/15		342 162 600 001		90	26.0	10.6	80	2000	342 099 300 113			S	FRE	--	E	D1	L1	H	60	B	
Suzuki Grand Vitara 5 doors JT exc. vehicles with spare wheel on the tailgate	08/10-12/15		341 020 600 001		90	23.0	10.8	85	2000	342 099 300 113			S	FRE	--	E	D1	L1	H	60	B	
Suzuki Ignis SUV TSM (European produced) exc. Ignis Sport	03-12/16		348 032 600 001		120	24.0	6.1	70	1000	300 072 300 107 300 072 300 113			--	FRE	--	--	--	--	V		B	
Suzuki Jimny	98-09/18		341 003 600 001		60	26.0	7.0	75	1300	300 072 300 107 300 072 300 113			--	FRE	--	--	--	--	V		B	
Suzuki Jimny (A6G)	07/18-		341 067 600 001		30	19.0	7.4	90	1500	341 052 300 113	07/18-		S	FRE	--	E1	D1	L1	V	60	L	
		KIT	341 067 900 113		30	20.5	7.4	90	1500	included in the KIT 341 052 300 113	07/18-		S	FRE	--	E1	D1	L1	V	60	L	
Suzuki Kizashi	09/10-		341 018 600 001		60	21.0	9.2	75	1700	300 078 300 113			--	FRE	--	--	D1	L1	V		B	
Suzuki SX4 exc. saloon, WRC	06/06-09/13		306 276 600 001		120	24.0	7.1	70	1200	306 520 300 113			S	FRE	--	E	D1	L1	H	45	B	
			306 277 600 001			120	25.0	7.1	70	1200	306 520 300 157			S	--	--	E1	--	--	H	45	L
		KIT	306 276 900 113		120	26.0	7.1	70	1200	included in the KIT 306 520 300 113			S	FRE	--	E	D1	L1	H	45	B	
		KIT	306 277 900 113			120	27.0	7.1	70	1200	included in the KIT 306 520 300 113			S	FRE	--	E	D1	L1	H	45	B



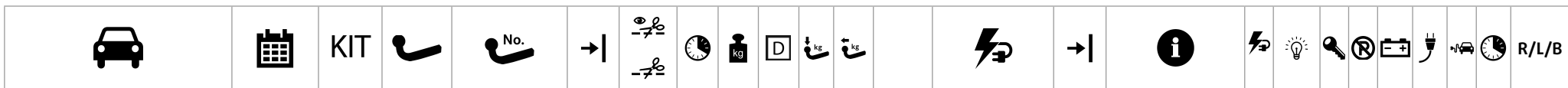
Toyota

Toyota Auris 3/5 doors	03/07-13			335 412 600 001			60	21.5	8.6	60	1500		335 025 300 113	additional cable for continuous plus (Please order additionally.)	--	--	--	E1	D	L	V	75	L
				335 353 600 001			75	21.6	8.6	60	1500		335 600 300 113		S	FRE	--	--	D1	L1	H	60	L
		KIT		335 333 600 001			60	22.5	8.6	60	1500		included in the KIT 335 600 300 113		S	FRE	--	--	D1	L1	H	60	L
		KIT		335 334 600 001			75	22.6	8.6	60	1500		included in the KIT 335 600 300 113	additional cable for continuous plus (Please order additionally.)	--	--	--	E1	D	L	V	75	L
Toyota Auris Hatchback exc. Hybrid	01/13-			335 423 600 001			90	23.0	8.7	75	1500		335 423 300 107		S	FRE	--	E2	--	--	V	120	B
				335 423 900 113			90	24.0	8.7	75	1500		335 423 300 113		S	FRE	--	E2	D	L1	V	120	B
Toyota Auris Touring Sports exc. Hybrid	07/13-			335 424 600 001			90	15.0	8.7	75	1500		335 423 300 107		S	FRE	--	E2	--	--	V	120	B
				335 425 600 001			90	17.0	8.7	75	1500		335 423 300 113		S	FRE	--	E2	D	L1	V	120	B
		KIT		335 424 900 113			90	17.0	8.7	75	1500		included in the KIT 335 423 300 113		S	FRE	--	E2	D	L1	V	120	B
		KIT		335 425 900 113			90	19.0	8.7	75	1500		included in the KIT 335 423 300 113		S	FRE	--	E2	D	L1	V	120	B



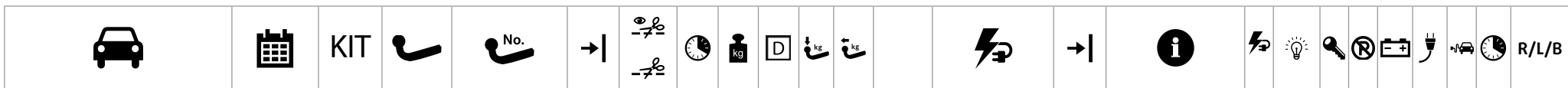
Toyota

Toyota Avensis Saloon, 4 doors T27	02/09-			335 343 600 001		60	24.0	10.3	80	2000	335 345 300 113				S	FRE	--	--	D	L1	V	105	B	
				335 344 600 001		60	24.0	10.3	80	2000														
		KIT		335 343 900 113		60	26.0	10.3	80	2000														included in the KIT 335 345 300 113
		KIT		335 344 900 113		60	26.0	10.3	80	2000														included in the KIT 335 345 300 113
Toyota Avensis Hatchback, 5 doors T27	01/09-			335 343 600 001		60	24.0	10.3	80	2000	335 345 300 113				S	FRE	--	--	D	L1	V	105	B	
				335 344 600 001		60	24.0	10.3	80	2000														
		KIT		335 343 900 113		60	26.0	10.3	80	2000														included in the KIT 335 345 300 113
		KIT		335 344 900 113		60	26.0	10.3	80	2000														included in the KIT 335 345 300 113
Toyota Avensis Estate T25 inc. models 07/06-	04/03-01/09			335 303 600 001		100	22.0	8.6	75	1550	335 025 300 113				--	--	--	E1	D	L	V	75	L	
				335 304 600 001		100	24.0	8.6	75	1550														additional cable for continuous plus (Please order additionnally.)
Toyota Avensis Estate / Touring Sports T27	01/09-			335 345 600 001		60	24.0	10.3	80	2000	335 345 300 113				S	FRE	--	--	D	L1	V	105	B	
				335 346 600 001		60	24.0	10.3	80	2000														
		KIT		335 345 900 113		60	26.0	10.3	80	2000														included in the KIT 335 345 300 113
		KIT		335 346 900 113		60	26.0	10.3	80	2000														included in the KIT 335 345 300 113



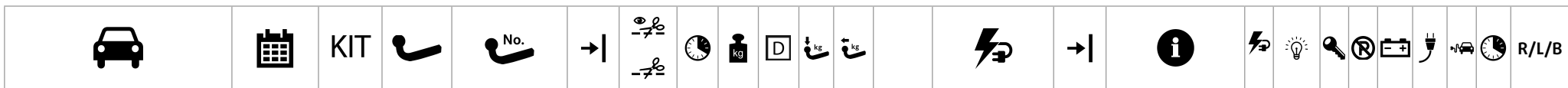
Toyota

Toyota C-HR	01/17-			335 495 600 001						60	25.5	7.6	75	1300		335 494 300 113			S	FRE	--	E2	D	L1	H	75	B	
		KIT		335 495 900 113						60	30.0	7.6	75	1300		included in the KIT 335 494 300 113			S	FRE	--	E2	D	L1	H	75	B	
Toyota Corolla (E21)	10/18-			335 514 600 001						60	18.9	7.6	90	2100		335 423 300 113			S	FRE	--	E2	D	L1	V	120	B	
				335 515 600 001						60	21.9	7.6	90	2100														
		KIT		335 514 900 113						60	20.6	7.6	90	2100		included in the KIT 335 423 300 113			S	FRE	--	E2	D	L1	V	120	B	
		KIT		335 515 900 113						60	23.6	7.6	90	2100		included in the KIT 335 423 300 113			S	FRE	--	E2	D	L1	V	120	B	
Toyota Corolla Estate E12	01/02-12/07			335 288 600 001						70	16.6	7.9	55	1300		300 072 300 113			--	FRE	--	--	D1	L1	V		B	
Toyota Corolla Liftback E12 3/5 doors	01/02-12/07			335 284 600 001						60	15.5	7.9	55	1300		300 072 300 107			--	FRE	--	--	--	--	V		B	
				335 284 600 001						60	15.5	7.9	55	1300		300 072 300 113			--	FRE	--	--	D1	L1	V		B	
Toyota Corolla Saloon	08/07-13			335 343 600 001						60	24.0	10.3	80	2000		300 072 300 107			--	FRE	--	--	--	--	V		B	
				335 344 600 001						60	24.0	10.3	80	2000		300 072 300 113			--	FRE	--	--	D1	L1	V		B	
Toyota Corolla Touring Sports inc. Hybrid	02/19-			335 512 600 001						60	19.0	7.5	75	1300		335 423 300 107			S	FRE	--	E2	--	--	V	120	B	
				335 513 600 001						60	22.0	7.5	75	1300		335 423 300 113			S	FRE	--	E2	D	L1	V	120	B	
		KIT		335 512 900 113						60	21.4	7.5	75	1300		included in the KIT 335 423 300 113			S	FRE	--	E2	D	L1	V	120	B	
		KIT		335 513 900 113						60	24.4	7.5	75	1300		included in the KIT 335 423 300 113			S	FRE	--	E2	D	L1	V	120	B	



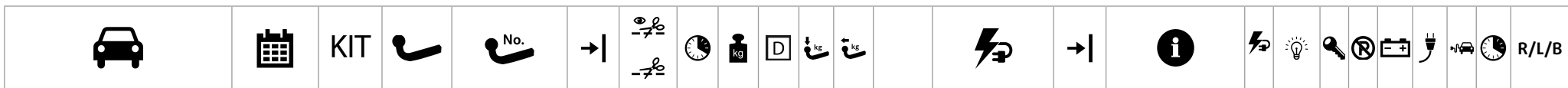
Toyota

Toyota Corolla Verso	04/04-09			335 322 600 001	→		70	8.6	75	1450		335 025 300 113		additional cable for continuous plus (Please order additionally.)	--	--	--	E1	D	L	V	75	L	
				335 323 600 001	→		70	8.6	75	1450		335 323 300 113			S	FRE	--	--	D1	L1	H	45	L	
		KIT		335 322 900 113	→		70	8.6	75	1450		included in the KIT 335 323 300 113			S	FRE	--	--	D1	L1	H	45	L	
		KIT		335 323 900 113	→		70	8.6	75	1450		included in the KIT 335 323 300 113		additional cable for continuous plus (Please order additionally.)	--	--	--	E1	D	L	V	75	L	
Toyota Hiace (H12, H12G), inc. 4WD (H18, H18G), inc. facelift 07-	09/95-12/12			335 230 600 001			60	18.4	12.0	80	2000		335 025 300 113		additional cable for continuous plus (Please order additionally.)	--	--	--	E1	D	L	V	75	L
Toyota Hilux Double Cab, 4x4 inc. towball only vehicles with underrun guard official type ident no. of vehicle's type plate: e11*2007/46*0148	10/10-			335 408 600 001			30	10.0	13.8	120	2500		335 328 300 107	→	-08/16	S	FRE	--	E1	--	--	V	75	B
													335 328 300 113		-08/16	S	FRE	--	E1	D1	L1	V	75	B
														335 456 300 113		09/16-	S	FRE	--	--	D	L1	V	75
Toyota Hilux Double Cab, 4x4 inc. towball only vehicles with underrun guard official type ident no. of vehicle's type plate: e11*2007/46*0148	10/10-08/16	KIT		335 408 900 113			30	12.0	13.8	120	2500		included in the KIT 335 328 300 113		-08/16	S	FRE	--	E1	D1	L1	V	75	B
Toyota Hilux Double Cab, 4x4 inc. towball	09/16-			335 505 600 001			30	34.4	16.4	200	3500		335 456 300 113		09/16-	S	FRE	--	--	D	L1	V	75	L
		KIT		335 505 900 113			30	35.0	16.4	200	3500		included in the KIT 335 456 300 113		09/16-	S	FRE	--	--	D	L1	V	75	L
Toyota Hilux Extra Cab, 4x4 inc. towball only vehicles with underrun guard official type ident no. of vehicle's type plate: e11*2007/46*0149	08/10-			335 408 600 001			30	10.0	13.8	120	2500		335 328 300 107	→	-08/16	S	FRE	--	E1	--	--	V	75	B
													335 328 300 113		-08/16	S	FRE	--	E1	D1	L1	V	75	B
														335 456 300 113		09/16-	S	FRE	--	--	D	L1	V	75



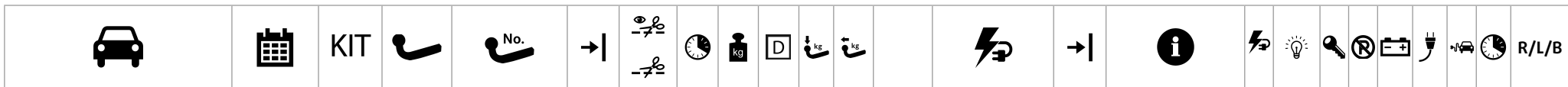
Toyota

Toyota Hilux Extra Cab, 4x4 inc. towball only vehicles with underrun guard official type ident no. of vehicle's type plate: e11*2007/46*0149	08/10-08/16	KIT		335 408 900 113			30	12.0	13.8	120	2500			included in the KIT 335 328 300 113		-08/16	S	FRE	--	E1	D1	L1	V	75	B
Toyota Hilux Extra Cab, 4x4 inc. towball	09/16-			335 505 600 001			30	34.4	16.4	200	3500			335 456 300 113		09/16-	S	FRE	--	--	D	L1	V	75	L
		KIT		335 505 900 113			30	35.0	16.4	200	3500			included in the KIT 335 456 300 113		09/16-	S	FRE	--	--	D	L1	V	75	L
Toyota Hilux Single Cab, 4x4 inc. towball only vehicles with underrun guard official type ident no. of vehicle's type plate: e11*2007/46*0148	10/10-			335 408 600 001			30	10.0	13.8	120	2500			335 328 300 107	→	-08/16	S	FRE	--	E1	--	--	V	75	B
														335 328 300 113		-08/16	S	FRE	--	E1	D1	L1	V	75	B
															335 456 300 113		09/16-	S	FRE	--	--	D	L1	V	75
Toyota Hilux Single Cab, 4x4 inc. towball only vehicles with underrun guard official type ident no. of vehicle's type plate: e11*2007/46*0148	10/10-08/16	KIT		335 408 900 113			30	12.0	13.8	120	2500			included in the KIT 335 328 300 113		-08/16	S	FRE	--	E1	D1	L1	V	75	B
Toyota Hilux Single Cab, 4x4 inc. towball	09/16-			335 505 600 001			30	34.4	16.4	200	3500			335 456 300 113		09/16-	S	FRE	--	--	D	L1	V	75	L
		KIT		335 505 900 113			30	35.0	16.4	200	3500			included in the KIT 335 456 300 113		09/16-	S	FRE	--	--	D	L1	V	75	L
Toyota Landcruiser J 12	01/03-10/09			335 294 600 001			75	8.5	16.3	130	3500			300 210 300 107			--	A	--	E1	--	--	V	90	B
														300 210 300 113			--	A	--	E1	D1	L1	V	90	B
Toyota Landcruiser J 15 fitting towballs: 329062600001, 329042600001, 329072600001. Please order separately cover for bumper cutout at Toyota dealers.	11/09-			335 397 600 001				16.0	16.3	130	3500			300 210 300 107			--	A	--	E1	--	--	V	90	B
														335 398 300 113			S	A	--	--	D	L1	H	75	B
Toyota Landcruiser J 15 inc. towball: 329062600001 Please order separately cover for bumper cutout at Toyota dealers.	11/09-	KIT		335 397 900 113				18.0	15.9	130	3500			included in the KIT 335 398 300 113			S	A	--	--	D	L1	H	75	B



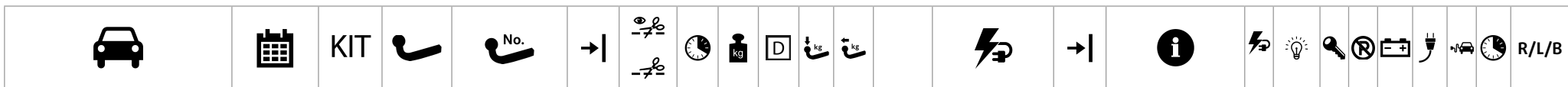
Toyota

Toyota RAV4 not with rear step	06/00-02/06			335 246 600 001		>150	16.7	9.8	75	2000		335 250 300 113			S	FRE	--	E1	D1	L1	H	60	B	
Toyota RAV4 only for Executive and/or vehicles without spare wheel on the tailgate	03/06-13			335 324 600 001		90	33.5	10.4	80	2000		335 251 300 107 335 251 300 113 335 251 300 183		permanent plus (Please order additionally.)	S	FRE	--	--	--	--	H	60	B	
		KIT		335 347 600 001		90	35.0	10.4	80	2000		included in the KIT 335 251 300 113 335 251 300 183		permanent plus (Please order additionally.)	S	FRE	--	--	D1	L1	H	60	B	
Toyota RAV4 all models	03/06-13			335 325 600 001		90	36.0	10.4	80	2000		335 251 300 107 335 251 300 113 335 251 300 183		permanent plus (Please order additionally.)	S	FRE	--	--	--	--	H	60	B	
		KIT		335 348 600 001		90	37.0	10.4	80	2000		included in the KIT 335 251 300 113 335 251 300 183		permanent plus (Please order additionally.)	S	FRE	--	--	D1	L1	H	60	B	
Toyota RAV4	02/13-12/18			335 418 600 001		120	37.0	10.9	80	2000		335 419 300 113	-12/18		S	A	--	E1	D	L1	H	60	B	
				335 419 600 001		120	38.0	10.9	80	2000														
		KIT		335 418 900 113		120	37.0	10.9	80	2000		included in the KIT 335 419 300 113	-12/18		S	A	--	E1	D	L1	H	60	B	
		KIT		335 419 900 113		120	40.0	10.9	80	2000		included in the KIT 335 419 300 113	-12/18		S	A	--	E1	D	L1	H	60	B	



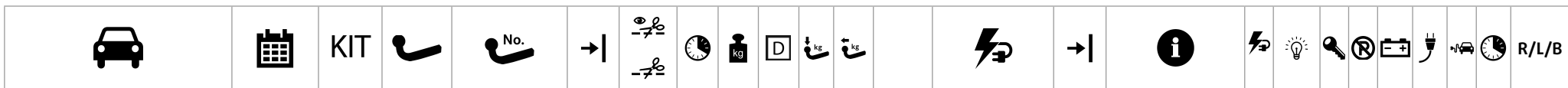
Toyota

Toyota Yaris exc. SR & T-Sport, inc. T-Spirit	01/06-10/11		335 350 600 001			60	17.0	6.8	75	1200		335 411 300 113		-09/11	S	FRE	--	E1	D1	L1	V	120	B	
Toyota Yaris exc. Hybrid exc. GRMN	08/14-		335 454 600 001			60	19.0	5.9	50	960		335 455 300 113		07/14-	S	FRE	--	E1	D1	L1	V	90	B	
		KIT		335 454 900 113			60	21.0	5.9	50	960		included in the KIT 335 455 300 113		07/14-	S	FRE	--	E1	D1	L1	V	90	B
		KIT		335 455 900 113			75	21.0	6.8	50	1150		included in the KIT 335 455 300 113		07/14-	S	FRE	--	E1	D1	L1	V	90	B



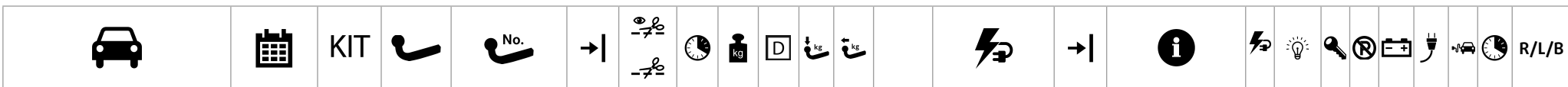
Volkswagen

VW Amarok for vehicles with bumper with integrated step towing bracket inc. Towball	08/10-		321 835 600 001			30	10.0	15.7	130	3200		321 704 300 107	with preliminary setup	S	CAN	C	E	--	--	H	15	B	
						321 704 300 113	with preliminary setup	S	CAN	C		E	D	--	H	15	B						
						321 705 300 113	without preliminary setup	S	CAN	C		E	D	--	V	150	L						
VW Amarok for vehicles with bumper with integrated step	08/10-		321 831 600 001			30	7.2	15.7	140	3200		321 704 300 107	with preliminary setup	S	CAN	C	E	--	--	H	15	B	
						321 704 300 113	with preliminary setup	S	CAN	C		E	D	--	H	15	B						
						321 705 300 113	without preliminary setup	S	CAN	C		E	D	--	V	150	L						
VW Arteon	04/17-		322 069 600 001			60	21.7	10.6	125	2100		305 407 300 107	with preliminary setup	S	CAN	C	E	--	--	H	30	B	
						305 407 300 113	with preliminary setup	S	CAN	C		E	D	L	H	30	B						
			322 070 600 001			60	24.4	10.6	125	2100		305 408 300 107	without preliminary setup	S	CAN	C	E	--	--	V	60	B	
						305 408 300 113	without preliminary setup	S	CAN	C		E	D	L	V	60	B						
		KIT		322 069 900 113			60	23.3	10.6	125	2100		included in the KIT 305 408 300 113	without preliminary setup	S	CAN	C	E	D	L	V	60	B
		KIT		322 071 900 113			60	22.7	10.6	125	2100		included in the KIT 305 407 300 113	with preliminary setup	S	CAN	C	E	D	L	H	30	B
		KIT		322 070 900 113			60	26.0	10.6	125	2100		included in the KIT 305 408 300 113	without preliminary setup	S	CAN	C	E	D	L	V	60	B
		KIT		322 072 900 113			60	25.4	10.6	125	2100		included in the KIT 305 407 300 113	with preliminary setup	S	CAN	C	E	D	L	H	30	B











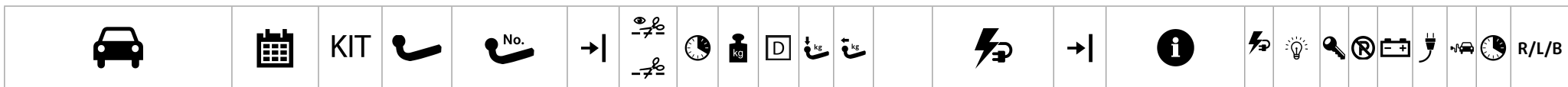
Volkswagen

VW Bora Saloon exc. Syncro - 4-Motion	10/98-			305 222 600 001			120	17.5	8.9	75	1650		321 465 300 107			S	FRE	--	E	--	--	H	60	B
				305 223 600 001			120	16.8	8.9	75	1650		321 465 300 113			S	FRE	--	E	D1	L1	H	60	B
		KIT		321 457 900 113			90	19.5	8.9	75	1650		included in the KIT 321 465 300 113			S	FRE	--	E	D1	L1	H	60	B
		KIT		321 465 900 113			90	18.8	8.9	75	1650		included in the KIT 321 465 300 113			S	FRE	--	E	D1	L1	H	60	B
VW Bora Estate exc. Syncro - 4-Motion	10/98-			305 222 600 001			120	17.5	8.9	75	1650		321 457 300 113			S	FRE	--	E	D1	L1	H	60	L
				305 223 600 001			120	16.8	8.9	75	1650					S	FRE	--	E	D1	L1	H	60	L
		KIT		305 222 900 113			90	19.5	8.9	75	1650		included in the KIT 321 457 300 113			S	FRE	--	E	D1	L1	H	60	L
		KIT		305 223 900 113			90	18.8	8.9	75	1650		included in the KIT 321 457 300 113			S	FRE	--	E	D1	L1	H	60	L
VW Bora Estate 4-Motion exc. V6	10/97-			305 277 600 001			120	17.0	8.9	75	1650		321 457 300 113			S	FRE	--	E	D1	L1	H	60	L
VW CC	12-			321 821 600 001			90	17.5	11.3	90	2200		321 600 300 107			S	FRE	C	E	--	--	V	105	L
				321 823 600 001			90	20.0	11.3	90	2200		321 600 300 113			S	FRE	C	E	D	L1	V	105	L
				321 823 600 001			90	20.0	11.3	90	2200		321 600 300 153			S	CAN	C	E	D	L1	V	105	R
		KIT		321 821 900 113			90	19.5	11.3	90	2200		included in the KIT 321 600 300 113			S	FRE	C	E	D	L1	V	105	L
KIT		321 823 900 113			90	22.0	11.3	90	2200		included in the KIT 321 600 300 113			S	FRE	C	E	D	L1	V	105	L		






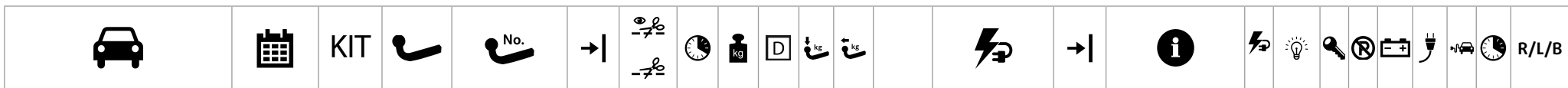
Volkswagen

VW CC B7 for right-hand-drive vehicles	01/12-	KIT		321 821 900 153		90	17.5	11.3	90	2200		included in the KIT 321 600 300 153			S	CAN	C	E	D	L1	V	105	R
		KIT		321 823 900 153		90	22.0	11.3	90	2200		included in the KIT 321 600 300 153			S	CAN	C	E	D	L1	V	105	R
VW Caddy 4x4 / 4-Motion inc. bumper carrier inc. Caddy Cross 10/13- inc. Caddy Alltrack 16-	10/08-			321 768 600 001		75	19.5	8.9	80	1500		321 554 300 107	09/10-	S	CAN	C	E	--	--	V	105	L	
												321 554 300 113	09/10-	S	CAN	C	E	D	L1	V	105	L	
													321 557 300 107	-08/10	S	CAN	C	E	--	--	V	105	L
													321 557 300 113	-08/10	S	CAN	C	E	D	L1	V	105	L
													321 661 300 113	01/13- with preliminary setup	S	CAN	C	E	D	L1	H	30	B
VW Caddy 4x4 / 4-Motion inc. bumper carrier inc. Caddy Cross 10/13- inc. Caddy Alltrack 16- inc. towball	10/08-			321 837 600 001		75	20.5	8.9	80	1500		321 554 300 107	09/10-	S	CAN	C	E	--	--	V	105	L	
												321 554 300 113	09/10-	S	CAN	C	E	D	L1	V	105	L	
													321 557 300 107	-08/10	S	CAN	C	E	--	--	V	105	L
													321 557 300 113	-08/10	S	CAN	C	E	D	L1	V	105	L
													321 661 300 113	01/13- with preliminary setup	S	CAN	C	E	D	L1	H	30	B
VW Caddy III / Caddy Life inc. Caddy Maxi inc. Caddy Alltrack 16- inc. bumper carrier 5 seats: inc. vehicles with gas drive 7 seats: exc. vehicles with gas drive	02/04-			321 661 600 001		75	19.5	9.4	80	1650		321 554 300 107	09/10-	S	CAN	C	E	--	--	V	105	L	
												321 554 300 113	09/10-	S	CAN	C	E	D	L1	V	105	L	
													321 557 300 107	-08/10	S	CAN	C	E	--	--	V	105	L
													321 557 300 113	-08/10	S	CAN	C	E	D	L1	V	105	L
													321 661 300 113	01/13- with preliminary setup	S	CAN	C	E	D	L1	H	30	B
VW Caddy III / Caddy Life inc. Caddy Maxi inc. Caddy Alltrack 16- exc. vehicles with gas drive bracket for bumper inc. Please order at VW dealers: receptor box for detachable ball 2K0 804 969.	02/04-			321 673 600 001		75	18.0	9.4	80	1650		321 554 300 107	09/10-	S	CAN	C	E	--	--	V	105	L	
												321 554 300 113	09/10-	S	CAN	C	E	D	L1	V	105	L	
													321 557 300 107	-08/10	S	CAN	C	E	--	--	V	105	L
													321 557 300 113	-08/10	S	CAN	C	E	D	L1	V	105	L
													321 661 300 113	01/13- with preliminary setup	S	CAN	C	E	D	L1	H	30	B






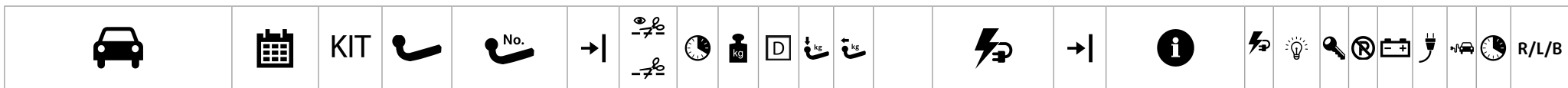
Volkswagen

<p>VW Crafter Van types 30/35/38 Vehicles with 3,0 and 3,5 t max. total weight, increase to 3,8 t max. total weight is possible For vehicles with integrated step device in the bumper the middle part of the outer bumper must be exchanged (Please order separately at VW dealers.). inc. towball Step VW is not utilisable. Utilisable step: 313285600001 or 313440600001</p>	04/06-12/14	KIT		313 376 900 113			120	22.0	18.1	150	3500		included in the KIT 313 105 300 113		-12/14 for vehicles without preparation	S	CAN	C	E	D1	--	V	90	B
<p>VW Crafter Van types 46 and 50 Vehicles with 5,0 t max. total weight, reduction to 4,6 t max. total weight is possible wheelbase: 3665 mm For vehicles with integrated step device in the bumper the middle part of the outer bumper must be exchanged (Please order at VW dealers.). towball: 329141600001 Step VW is not utilisable. Utilisable step: 313285600001 or 313440600001</p>	04/06-12/16			313 272 600 001			120	21.0	20.2	150	3500		313 105 300 107 313 105 300 113 313 107 300 113 313 108 300 107 313 108 300 113 321 106 300 113		-12/14 for vehicles without preparation -12/14 for vehicles without preparation 01/15- for vehicles with preparation 01/15- for vehicles without preparation 01/15- for vehicles without preparation -12/14 vehicles with preparation	S	CAN	C	E	--	--	V	90	B
<p>VW Crafter Van types 46 and 50 Vehicles with 5,0 t max. total weight, reduction to 4,6 t max. total weight is possible wheelbase: 4325 mm For vehicles with integrated step device in the bumper the middle part of the outer bumper must be exchanged (Please order at VW dealers.). towball: 329141600001 Step VW is not utilisable.</p>	04/06-12/16			313 273 600 001			120	21.0	20.2	150	3500		313 105 300 107 313 105 300 113 313 107 300 113 313 108 300 107 313 108 300 113 321 106 300 113		-12/14 for vehicles without preparation -12/14 for vehicles without preparation 01/15- for vehicles with preparation 01/15- for vehicles without preparation 01/15- for vehicles without preparation -12/14 vehicles with preparation	S	CAN	C	E	--	--	V	90	B









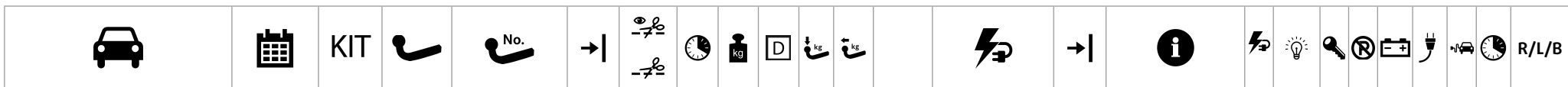
Volkswagen

VW Crafter Van types 30/35/38 Vehicles with 3,0 and 3,5 t max. total weight, increase to 3,8 t max. total weight is possible Only for cars without step. For cars with step please order 313553600001. suitable towball: 329141600001 Step VW is not utilisable. Utilisable step: 313285600001 or 313440600001	04/06-12/16			313 376 600 001			120	20.0	18.1	150	3500			313 105 300 107	-12/14 for vehicles without preparation	S	CAN	C	E	--	--	V	90	B
														313 105 300 113	-12/14 for vehicles without preparation	S	CAN	C	E	D1	--	V	90	B
														313 107 300 113	01/15- for vehicles with preparation	S	CAN	C	E	D1	L1	H	45	B
														313 108 300 107	01/15- for vehicles without preparation	S	CAN	C	E	--	--	V	90	L
														313 108 300 113	01/15- for vehicles without preparation	S	CAN	C	E	D1	L1	V	90	L
													321 106 300 113	-12/14 vehicles with preparation	S	CAN	C	E	D	--	H	45	B	
VW Crafter Van types 30/35/38 Vehicles with 3,0 and 3,5 t max. total weight, increase to 3,8 t max. total weight is possible For vehicles with integrated step device in the bumper the middle part of the outer bumper must be exchanged (Please order separately at VW dealers.). inc. towball Step VW is not utilisable. Utilisable step: 313285600001 or 313440600001	01/15-12/16	KIT		313 108 900 113			120	23.0	18.1	150	3500			included in the KIT 313 108 300 113	01/15- for vehicles without preparation	S	CAN	C	E	D1	L1	V	90	L
VW Crafter Van singel wheels Please order separately ball plate: 329141600001 exc. vehicles with integrated step in the bumper Please replace underrun protection if necessary.	01/17-			321 946 600 001			30	26.7	17.5	150	3500			321 112 300 107	with preliminary setup	S	CAN	--	E	--	--	V	15	B
														321 112 300 113	with preliminary setup	S	CAN	--	E	D	L	V	15	B
														321 113 300 107	without preliminary setup	S	CAN	C	E	--	--	V	60	B
														321 113 300 113	without preliminary setup	S	CAN	C	E	D	L	V	60	B



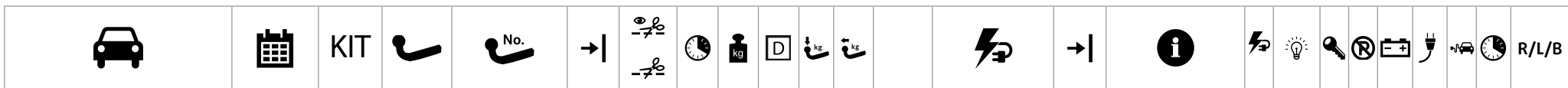
Volkswagen

VW Crafter Van twin wheels Please order separately ball plate 329141600001 exc. vehicles with integrated step in the bumper Please replace underrun protection if necessary.	01/17-			321 947 600 001			30	27.0	21.0	150	3500		321 112 300 107	with preliminary setup	S	CAN	--	E	--	--	V	15	B
													321 112 300 113	with preliminary setup	S	CAN	--	E	D	L	V	15	B
													321 113 300 107	without preliminary setup	S	CAN	C	E	--	--	V	60	B
													321 113 300 113	without preliminary setup	S	CAN	C	E	D	L	V	60	B
VW Crafter Van twin wheels inc. ball plate exc. vehicles with integrated step in the bumper Please replace underrun protection if necessary.	01/17-	KIT		321 947 900 113			30	30.0	21.0	150	3500		included in the KIT 321 113 300 113	without preliminary setup	S	CAN	C	E	D	L	V	60	B
VW Crafter Van singel wheels inc. ball plate exc. vehicles with integrated step in the bumper Please replace underrun protection if necessary.	01/17-	KIT		321 946 900 113			30	28.5	17.5	150	3500		included in the KIT 321 113 300 113	without preliminary setup	S	CAN	C	E	D	L	V	60	B
VW Crafter Chassis Cab types 46 and 50 Vehicles with 5,0 t max. total weight, reduction to 4,6 t max. total weight is possible wheelbase: 3665 + 4325 mm towball inc If there is an underrun guard mounted, please change into VW no. 2E3 805 721 A.	04/06-12/14	KIT		313 275 900 113			90	20.0	20.2	150	3500		included in the KIT 313 105 300 113	-12/14 for vehicles without preparation	S	CAN	C	E	D1	--	V	90	B
VW Crafter Chassis Cab types 30/35/38 Vehicles with 3,0 and 3,5 t max. total weight, increase to 3,8 t max. total weight is possible exc. vehicles with underrun guard inc. towball	04/06-12/14	KIT		313 377 900 113			90	22.0	18.1	150	3500		included in the KIT 313 105 300 113	-12/14 for vehicles without preparation	S	CAN	C	E	D1	--	V	90	B
VW Crafter Chassis Cab types 30/35/38 Vehicles with 3,0 and 3,5 t max. total weight, increase to 3,8 t max. total weight is possible exc. vehicles with underrun guard inc. towball 329080600001	04/06-12/14	KIT		313 522 900 113			60	21.8	20.2	240	3500		included in the KIT 313 105 300 113	-12/14 for vehicles without preparation	S	CAN	C	E	D1	--	V	90	B



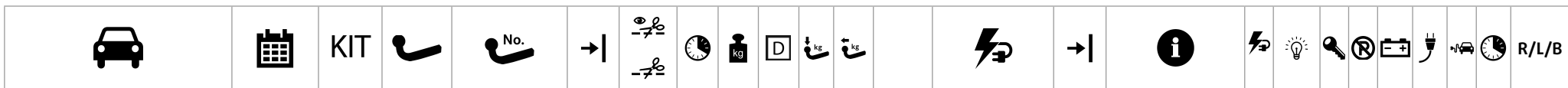
Volkswagen

VW Crafter Chassis Cab types 46 and 50 Vehicles with 5,0 t max. total weight, reduction to 4,6 t max. total weight is possible wheelbase: 3665 + 4325 mm towball: 329059600001 If there is an underrun guard mounted, please change into VW no. 2E3 805 721 A.	04/06-12/16		313 275 600 001			90	18.0	20.2	150	3500		313 105 300 107	-12/14 for vehicles without preparation	S	CAN	C	E	--	--	V	90	B
						313 105 300 113	-12/14 for vehicles without preparation	S	CAN	C		E	D1	--	V	90	B					
						313 107 300 113	01/15- for vehicles with preparation	S	CAN	C		E	D1	L1	H	45	B					
						313 108 300 107	01/15- for vehicles without preparation	S	CAN	C		E	--	--	V	90	L					
						313 108 300 113	01/15- for vehicles without preparation	S	CAN	C		E	D1	L1	V	90	L					
						321 106 300 113	-12/14 vehicles with preparation	S	CAN	C		E	D	--	H	45	B					
VW Crafter Chassis Cab types 30/35/38 Vehicles with 3,0 and 3,5 t max. total weight, increase to 3,8 t max. total weight is possible exc. vehicles with underrun guard towball: 329059600001	04/06-12/16		313 377 600 001			90	20.0	18.1	150	3500		313 105 300 107	-12/14 for vehicles without preparation	S	CAN	C	E	--	--	V	90	B
						313 105 300 113	-12/14 for vehicles without preparation	S	CAN	C		E	D1	--	V	90	B					
						313 107 300 113	01/15- for vehicles with preparation	S	CAN	C		E	D1	L1	H	45	B					
						313 108 300 107	01/15- for vehicles without preparation	S	CAN	C		E	--	--	V	90	L					
						313 108 300 113	01/15- for vehicles without preparation	S	CAN	C		E	D1	L1	V	90	L					
						321 106 300 113	-12/14 vehicles with preparation	S	CAN	C		E	D	--	H	45	B					
VW Crafter Chassis Cab types 30/35/38 Vehicles with 3,0 and 3,5 t max. total weight, increase to 3,8 t max. total weight is possible exc. vehicles with underrun guard inc. towball	04/06-12/16		313 522 600 001			60	19.6	20.2	240	3500		313 105 300 113	-12/14 for vehicles without preparation	S	CAN	C	E	D1	--	V	90	B
VW Crafter Chassis Cab types 30/35/38 Vehicles with 3,0 and 3,5 t max. total weight, increase to 3,8 t max. total weight is possible exc. vehicles with underrun guard inc. towball 329080600001	01/15-12/16	KIT		313 107 900 113		60	22.9	20.2	240	3500		included in the KIT 313 108 300 113	01/15- for vehicles without preparation	S	CAN	C	E	D1	L1	V	90	L



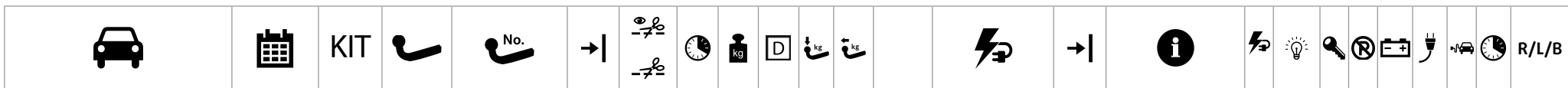
Volkswagen

VW Crafter Chassis Cab singel wheels Please order separately ball plate 329141600001.	01/17-		321 948 600 001			30	28.0	17.5	150	3500		321 112 300 107	with preliminary setup	S	CAN	--	E	--	--	V	15	B	
												321 112 300 113	with preliminary setup	S	CAN	--	E	D	L	V	15	B	
												321 113 300 107	without preliminary setup	S	CAN	C	E	--	--	V	60	B	
												321 113 300 113	without preliminary setup	S	CAN	C	E	D	L	V	60	B	
VW Crafter Chassis Cab twin wheels Please order separately ball plate 329141600001	01/17-		321 949 600 001			30	22.0	21.0	150	3500		321 112 300 107	with preliminary setup	S	CAN	--	E	--	--	V	15	B	
												321 112 300 113	with preliminary setup	S	CAN	--	E	D	L	V	15	B	
												321 113 300 107	without preliminary setup	S	CAN	C	E	--	--	V	60	B	
												321 113 300 113	without preliminary setup	S	CAN	C	E	D	L	V	60	B	
VW Crafter Chassis Cab twin wheels inc. ball plate	01/17-	KIT		321 949 900 113		30	26.5	21.0		3500		included in the KIT 321 113 300 113	without preliminary setup	S	CAN	C	E	D	L	V	60	B	
VW Crafter Chassis Cab singel wheels inc. ball plate	01/17-	KIT		321 948 900 113		30	26.5	21.0	150	3500		included in the KIT 321 113 300 113	without preliminary setup	S	CAN	C	E	D	L	V	60	B	
VW Eos Coupé/Convertible Please order spoiler inc. cover for bumper cutout at VW-dealers. inc. facelift 01/11-	06/06-12/15		321 543 600 001			75	18.0	9.3	100	1800		321 600 300 107		S	FRE	C	E	--	--	V	105	L	
												321 600 300 113		S	FRE	C	E	D	L1	V	105	L	
VW Golf III Hatchback and saloon 4x4, convertible from 09/93-97	11/91-09/97		321 331 600 001			90	15.5	8.2	75	1500		321 331 300 107		S	C2	--	E1	--	--	H	45	B	
												321 331 300 113		S	C2	--	E1	D1	--	H	45	B	
VW Golf IV Hatchback exc. Syncro - 4-Motion and convertible exc. Golf R32 / 241 PS	10/97-10/03		305 222 600 001			120	17.5	8.9	75	1650		321 465 300 107	-10/03	S	FRE	--	E	--	--	H	60	B	
			305 223 600 001			120	16.8	8.9	75	1650		321 465 300 113	-10/03	S	FRE	--	E	D1	L1	H	60	B	
		KIT		321 457 900 113			90	19.5	8.9	75	1650		included in the KIT 321 465 300 113	-10/03	S	FRE	--	E	D1	L1	H	60	B
		KIT		321 465 900 113			90	18.8	8.9	75	1650		included in the KIT 321 465 300 113	-10/03	S	FRE	--	E	D1	L1	H	60	B



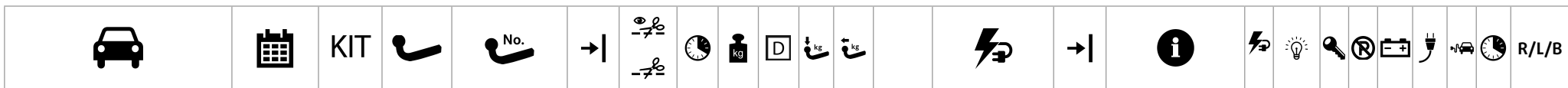
Volkswagen

VW Golf IV Hatchback 4-Motion exc. vehicles with V6 motor	10/97-10/03		305 277 600 001	→		120	17.0	8.9	75	1650		321 465 300 107	-10/03	S	FRE	--	E	--	--	H	60	B																									
												321 465 300 113	-10/03	S	FRE	--	E	D1	L1	H	60	B																									
VW Golf IV Estate exc. Syncro - 4-Motion and convertible exc. Golf R32 / 241 PS	10/97-05/07		305 222 600 001		120	17.5	8.9	75	1650																																						
																								305 223 600 001		120	16.8	8.9	75	1650																	
																																															KIT
																								KIT		305 223 900 113		90	18.8	8.9	75	1650															
VW Golf IV Estate 4-Motion	10/97-05/07		305 277 600 001	→		120	17.0	8.9	75	1650																																					
																								VW Golf V Saloon exc. R/RS32 09/05- exc. R/R20 / 270 HP 09- inc. 4-Motion / Gti	11/03-09/08		321 865 600 001		60	17.0	9.4	100	1800														
KIT		321 750 900 113		60	18.5	9.4	100	1800																																							
																								VW Golf V Saloon exc. R/RS32 09/05- exc. R/R20 / 270 HP 09- inc. 4-Motion / Gti Please order separately: spoiler and cover for bumper cutout at VW dealers.	11/03-09/08		321 885 600 001		60	17.0	9.4	100	1800														
KIT		321 751 900 113		60	18.5	9.4	100	1800																																							
																								VW Golf V Saloon exc. RS32 09/05- exc. R20 / 270 HP 09- inc. 4-Motion / Gti	11/03-08/09		321 811 600 001	→		60	20.0	9.0	75	1650													
321 600 300 107	-09/08	S	FRE	C	E	--	--	V	105	L																																					
											321 600 300 113	-09/08	S	FRE	C	E	D	L1	V	105	L																										
321 600 300 153		S	CAN	C	E	D	L1	V	105	R																																					



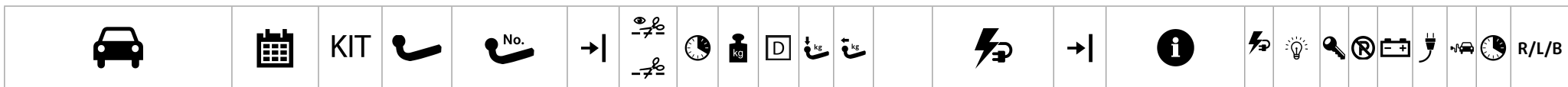
Volkswagen

VW Golf V Hatchback and Plus inc. Cross-Golf exc. RS32 09/05- exc. R20 / 270 HP 09- inc. 4-Motion / Gti	03/05-02/09			321 865 600 001			60	17.0	9.4	100	1800		321 600 300 107	-02/09	S	FRE	C	E	--	--	V	105	L	
														321 600 300 113	-02/09	S	FRE	C	E	D	L1	V	105	L
															321 600 300 153	-02/09	S	CAN	C	E	D	L1	V	105
		KIT		321 750 900 113			60	18.5	9.4	100	1800		included in the KIT 321 600 300 113	-02/09	S	FRE	C	E	D	L1	V	105	L	
VW Golf V Hatchback and Plus inc. Cross-Golf exc. RS32 09/05- exc. R20 / 270 HP 09- inc. 4-Motion / Gti Please order separately: spoiler and cover for bumper cutout at VW dealers.	03/05-02/09			321 885 600 001			60	17.0	9.4	100	1800		321 600 300 107	-02/09	S	FRE	C	E	--	--	V	105	L	
														321 600 300 113	-02/09	S	FRE	C	E	D	L1	V	105	L
		KIT		321 751 900 113			60	18.5	9.4	100	1800		included in the KIT 321 600 300 113	-02/09	S	FRE	C	E	D	L1	V	105	L	
VW Golf V Hatchback and Plus exc. RS32 09/05- exc. R20 / 270 HP 09- inc. 4-Motion / Gti	03/05-02/09			321 811 600 001	→		60	20.0	9.0	75	1650		321 600 300 107	-02/09	S	FRE	C	E	--	--	V	105	L	
														321 600 300 113	-02/09	S	FRE	C	E	D	L1	V	105	L
															321 600 300 153	-02/09	S	CAN	C	E	D	L1	V	105
VW Golf V Estate inc. 4-Motion Please order spoiler at VW dealers.	06/07-05/09			321 630 600 001			90	17.0	9.3	100	1800		321 600 300 107	-05/09	S	FRE	C	E	--	--	V	105	L	
														321 600 300 113	-05/09	S	FRE	C	E	D	L1	V	105	L
		KIT		321 630 900 113			90	21.0	9.3	100	1800		included in the KIT 321 600 300 113	-05/09	S	FRE	C	E	D	L1	V	105	L	
VW Golf V Estate inc. 4-Motion	06/07-05/09			321 662 600 001			90	17.0	9.3	100	1800		321 600 300 107	-05/09	S	FRE	C	E	--	--	V	105	L	
														321 600 300 113	-05/09	S	FRE	C	E	D	L1	V	105	L
															321 600 300 153	-05/09	S	CAN	C	E	D	L1	V	105
		KIT		321 662 900 113			90	19.0	9.3	100	1800		included in the KIT 321 600 300 113	-05/09	S	FRE	C	E	D	L1	V	105	L	
VW Golf VI Convertible cutout with stencil, alternative: spoiler + cover for cutout from VW dealers	06/11-05/16			321 873 600 001			60	17.0	9.4	75	1800		305 256 300 107	-05/16	S	CAN	C	E	--	--	V	120	B	
														305 256 300 113	-05/16	S	CAN	C	E	D1	--	V	120	B
				KIT		321 730 900 113			60	19.0	9.4	75	1800		included in the KIT 305 256 300 113	-05/16	S	CAN	C	E	D1	--	V	120









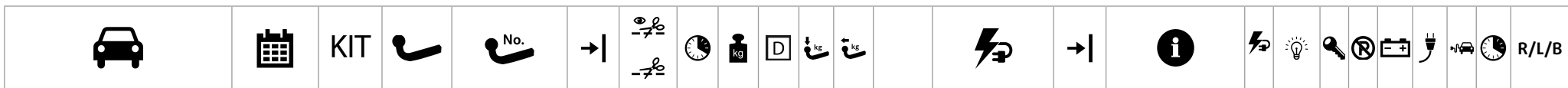
Volkswagen

VW Golf VI Saloon exc. R/RS32 09/05- exc. R/R20 / 270 HP 09- inc. 4-Motion / Gti	10/08-09/12		321 865 600 001		60	17.0	9.4	100	1800	321 600 300 107	-09/12	S	FRE	C	E	--	--	V	105	L							
										321 600 300 113	-09/12	S	FRE	C	E	D	L1	V	105	L							
										321 600 300 153		S	CAN	C	E	D	L1	V	105	R							
VW Golf VI Saloon exc. R/RS32 09/05- exc. R/R20 / 270 HP 09- inc. 4-Motion / Gti Please order separately: spoiler and cover for bumper cutout at VW dealers.	10/08-09/12		321 885 600 001		60	17.0	9.4	100	1800	321 600 300 107	-09/12	S	FRE	C	E	--	--	V	105	L							
										321 600 300 113	-09/12	S	FRE	C	E	D	L1	V	105	L							
										321 600 300 153		S	CAN	C	E	D	L1	V	105	R							
VW Golf VI Saloon exc. R/RS32 09/05- exc. R/R20 / 270 HP 09- inc. 4-Motion / Gti Please order separately: spoiler and cover for bumper cutout at VW dealers.	10/08-09/12		321 885 600 001		60	17.0	9.4	100	1800	321 600 300 107	-09/12	S	FRE	C	E	--	--	V	105	L							
										321 600 300 113	-09/12	S	FRE	C	E	D	L1	V	105	L							
										321 600 300 153		S	CAN	C	E	D	L1	V	105	R							
VW Golf VI Hatchback and Plus inc. Cross-Golf exc. RS32 09/05- exc. R20 / 270 HP 09- inc. 4-Motion / Gti	03/09-12/13		321 865 600 001		60	17.0	9.4	100	1800	321 600 300 107	-12/13	S	FRE	C	E	--	--	V	105	L							
										321 600 300 113	-12/13	S	FRE	C	E	D	L1	V	105	L							
										321 600 300 153		S	CAN	C	E	D	L1	V	105	R							
VW Golf VI Hatchback and Plus inc. Cross-Golf exc. RS32 09/05- exc. R20 / 270 HP 09- inc. 4-Motion / Gti Please order separately: spoiler and cover for bumper cutout at VW dealers.	03/09-12/13		321 865 600 001		60	17.0	9.4	100	1800	321 600 300 107	-12/13	S	FRE	C	E	--	--	V	105	L							
										321 600 300 113	-12/13	S	FRE	C	E	D	L1	V	105	L							
										321 600 300 153		S	CAN	C	E	D	L1	V	105	R							
VW Golf VI Hatchback and Plus inc. Cross-Golf exc. RS32 09/05- exc. R20 / 270 HP 09- inc. 4-Motion / Gti Please order separately: spoiler and cover for bumper cutout at VW dealers.	03/09-12/13		321 885 600 001		60	17.0	9.4	100	1800	321 600 300 107	-12/13	S	FRE	C	E	--	--	V	105	L							
										321 600 300 113	-12/13	S	FRE	C	E	D	L1	V	105	L							
										321 600 300 153		S	CAN	C	E	D	L1	V	105	R							
VW Golf VI Hatchback and Plus inc. Cross-Golf exc. RS32 09/05- exc. R20 / 270 HP 09- inc. 4-Motion / Gti Please order separately: spoiler and cover for bumper cutout at VW dealers.	03/09-12/13		321 885 600 001		60	17.0	9.4	100	1800	321 600 300 107	-12/13	S	FRE	C	E	--	--	V	105	L							
										321 600 300 113	-12/13	S	FRE	C	E	D	L1	V	105	L							
										321 600 300 153		S	CAN	C	E	D	L1	V	105	R							
VW Golf VI Estate inc. 4-Motion Please order spoiler at VW dealers.	06/09-07/13		321 630 600 001		90	17.0	9.3	100	1800	321 600 300 107	-07/13	S	FRE	C	E	--	--	V	105	L							
										321 600 300 113	-07/13	S	FRE	C	E	D	L1	V	105	L							
										321 600 300 153		S	CAN	C	E	D	L1	V	105	R							
VW Golf VI Estate inc. 4-Motion Please order spoiler at VW dealers.	06/09-07/13		321 630 600 001		90	17.0	9.3	100	1800	321 600 300 107	-07/13	S	FRE	C	E	--	--	V	105	L							
										321 600 300 113	-07/13	S	FRE	C	E	D	L1	V	105	L							
										321 600 300 153		S	CAN	C	E	D	L1	V	105	R							
VW Golf VI Estate inc. 4-Motion Please order spoiler at VW dealers.	06/09-07/13		321 630 900 113		90	21.0	9.3	100	1800	included in the KIT 321 600 300 113	-07/13	S	FRE	C	E	D	L1	V	105	L							



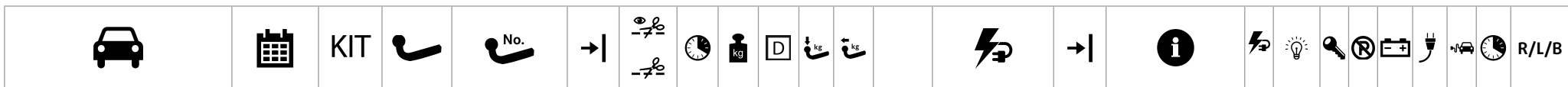
Volkswagen

VW Golf VI Estate inc. 4-Motion	06/09-07/13		321 662 600 001		90	17.0	9.3	100	1800		321 600 300 107	-07/13	S	FRE	C	E	--	--	V	105	L	
									321 600 300 113	-07/13	S	FRE	C	E	D	L1	V	105	L			
									321 600 300 153		S	CAN	C	E	D	L1	V	105	R			
		KIT		321 662 900 113		90	19.0	9.3	100	1800	included in the KIT 321 600 300 113	-07/13	S	FRE	C	E	D	L1	V	105	L	
VW Golf VII Saloon exc.e-Golf, GTI TCR, GTI Clubsport	10/12-		317 131 600 001			60	19.0	10.3	85	2000		305 403 300 107	-06/14 with preliminary setup	S	CAN	C	E	--	--	H	45	B
												305 403 300 113	-06/14 with preliminary setup	S	CAN	C	E	D	L1	H	45	B
											305 406 300 107	-06/14 without preliminary setup	S	CAN	C	E	--	--	V	150	B	
											305 406 300 113	-06/14 without preliminary setup	S	CAN	C	E	D	L1	V	150	B	
											305 407 300 107	06/14- with preliminary setup	S	CAN	C	E	--	--	H	30	B	
											305 407 300 113	06/14- with preliminary setup	S	CAN	C	E	D	L	H	30	B	
											305 408 300 107	06/14- without preliminary setup	S	CAN	C	E	--	--	V	60	B	
	305 408 300 113	06/14- without preliminary setup	S	CAN	C	E	D	L	V	60	B											



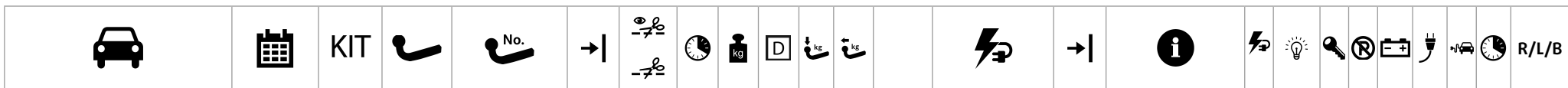
Volkswagen

VW Golf VII Saloon exc.e-Golf, GTI TCR, GTI Clubsport Please order spoiler inc. cover for bumper cutout at VW-dealers.	10/12-		317 132 600 001		60	19.0	10.3	85	2000		305 403 300 107	-06/14 with preliminary setup	S	CAN	C	E	--	--	H	45	B	
											305 403 300 113	-06/14 with preliminary setup	S	CAN	C	E	D	L1	H	45	B	
											305 406 300 107	-06/14 without preliminary setup	S	CAN	C	E	--	--	V	150	B	
											305 406 300 113	-06/14 without preliminary setup	S	CAN	C	E	D	L1	V	150	B	
											305 407 300 107	06/14- with preliminary setup	S	CAN	C	E	--	--	H	30	B	
											305 407 300 113	06/14- with preliminary setup	S	CAN	C	E	D	L	H	30	B	
											305 408 300 107	06/14- without preliminary setup	S	CAN	C	E	--	--	V	60	B	
										305 408 300 113	06/14- without preliminary setup	S	CAN	C	E	D	L	V	60	B		
VW Golf VII Saloon exc.e-Golf	10/12-06/14	KIT		317 131 900 113		60	21.0	10.3	85	2000		included in the KIT 305 406 300 113	-06/14 without preliminary setup	S	CAN	C	E	D	L1	V	150	B
VW Golf VII Saloon exc.e-Golf Please order spoiler inc. cover for bumper cutout at VW-dealers.	10/12-06/14	KIT		317 132 900 113		60	21.0	10.3	85	2000		included in the KIT 305 406 300 113	-06/14 without preliminary setup	S	CAN	C	E	D	L1	V	150	B
VW Golf VII Saloon exc. e-Golf, GTI TCR, GTI Clubsport	06/14-	KIT		305 408 900 113		60	19.0	10.3	85	2000		included in the KIT 305 408 300 113	06/14- without preliminary setup	S	CAN	C	E	D	L	V	60	B
		KIT		317 154 900 113		60	20.5	10.3	85	2000		included in the KIT 305 407 300 113	06/14- with preliminary setup	S	CAN	C	E	D	L	H	30	B
VW Golf VII Saloon exc. e-Golf, GTI TCR, GTI Clubsport Please order spoiler inc. cover for bumper cutout at VW-dealers.	06/14-	KIT		305 409 900 113		60	21.0	10.3	85	2000		included in the KIT 305 408 300 113	06/14- without preliminary setup	S	CAN	C	E	D	L	V	60	B
		KIT		317 155 900 113		60	20.5	10.3	85	2000		included in the KIT 305 407 300 113	06/14- with preliminary setup	S	CAN	C	E	D	L	H	30	B



















Volkswagen

VW Golf VII Sportsvan Please order spoiler inc. cover for bumper cutout at VW-dealers.	06/14-			317 132 600 001		60	19.0	10.3	85	2000		305 407 300 107	with preliminary setup	S	CAN	C	E	--	--	H	30	B	
													305 407 300 113	with preliminary setup	S	CAN	C	E	D	L	H	30	B
													305 408 300 107	without preliminary setup	S	CAN	C	E	--	--	V	60	B
													305 408 300 113	without preliminary setup	S	CAN	C	E	D	L	V	60	B
		KIT		305 409 900 113		60	21.0	10.3	85	2000		included in the KIT 305 408 300 113	without preliminary setup	S	CAN	C	E	D	L	V	60	B	
KIT		317 155 900 113		60	20.5	10.3	85	2000		included in the KIT 305 407 300 113	with preliminary setup	S	CAN	C	E	D	L	H	30	B			
VW Golf VII Sportsvan	06/14-			317 131 600 001		60	19.0	10.3	85	2000		305 407 300 107	with preliminary setup	S	CAN	C	E	--	--	H	30	B	
												305 407 300 113	with preliminary setup	S	CAN	C	E	D	L	H	30	B	
												305 408 300 107	without preliminary setup	S	CAN	C	E	--	--	V	60	B	
												305 408 300 113	without preliminary setup	S	CAN	C	E	D	L	V	60	B	
		KIT		305 408 900 113		60	19.0	10.3	85	2000		included in the KIT 305 408 300 113	without preliminary setup	S	CAN	C	E	D	L	V	60	B	
KIT		317 154 900 113		60	20.5	10.3	85	2000		included in the KIT 305 407 300 113	with preliminary setup	S	CAN	C	E	D	L	H	30	B			



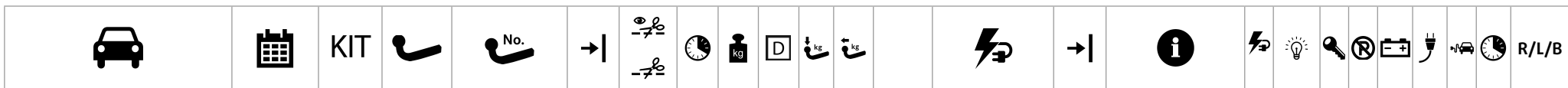
Volkswagen

VW Golf VII Estate inc. 4 Motion inc. Alltrack 02/15-	08/13-			321 781 600 001		60	16.0	10.2	80	2000		305 403 300 107	-06/14 with preliminary setup	S	CAN	C	E	--	--	H	45	B
				321 782 600 001		60	17.0	10.2	80	2000		305 403 300 113	-06/14 with preliminary setup	S	CAN	C	E	D	L1	H	45	B
												305 406 300 107	-06/14 without preliminary setup	S	CAN	C	E	--	--	V	150	B
												305 406 300 113	-06/14 without preliminary setup	S	CAN	C	E	D	L1	V	150	B
												305 407 300 107	06/14- with preliminary setup	S	CAN	C	E	--	--	H	30	B
												305 407 300 113	06/14- with preliminary setup	S	CAN	C	E	D	L	H	30	B
												305 408 300 107	06/14- without preliminary setup	S	CAN	C	E	--	--	V	60	B
												305 408 300 113	06/14- without preliminary setup	S	CAN	C	E	D	L	V	60	B
VW Golf VII Estate inc. 4 Motion	08/13-06/14	KIT		321 781 900 113		60	18.0	10.2	80	2000		included in the KIT 305 406 300 113	-06/14 without preliminary setup	S	CAN	C	E	D	L1	V	150	B
				321 782 900 113		60	19.0	10.2	80	2000		included in the KIT 305 406 300 113	-06/14 without preliminary setup	S	CAN	C	E	D	L1	V	150	B
VW Golf VII Estate inc. 4 Motion inc. Alltrack 02/15-	06/14-	KIT		321 783 900 113		60	18.0	10.2	80	2000		included in the KIT 305 408 300 113	06/14- without preliminary setup	S	CAN	C	E	D	L	V	60	B
				321 784 900 113		60	19.0	10.2	80	2000		included in the KIT 305 408 300 113	06/14- without preliminary setup	S	CAN	C	E	D	L	V	60	B
VW Jetta Please order spoiler at VW dealers.	08/05-12/10			321 630 600 001		90	17.0	9.3	100	1800		321 600 300 107		S	FRE	C	E	--	--	V	105	L
											321 600 300 113		S	FRE	C	E	D	L1	V	105	L	
												321 600 300 153		S	CAN	C	E	D	L1	V	105	R
		KIT		321 630 900 113		90	21.0	9.3	100	1800		included in the KIT 321 600 300 113		S	FRE	C	E	D	L1	V	105	L

		KIT		No.																			R/L/B
--	--	-----	--	-----	--	--	--	--	--	--	--	--	--	--	--	--	--	--	--	--	--	--	-------

Volkswagen

VW Jetta	08/05-12/10		321 662 600 001		90	17.0	9.3	100	1800	321 600 300 107				S	FRE	C	E	--	--	V	105	L	
										321 600 300 113				S	FRE	C	E	D	L1	V	105	L	
										321 600 300 153				S	CAN	C	E	D	L1	V	105	R	
		KIT		321 662 900 113		90	19.0	9.3	100	1800	included in the KIT 321 600 300 113			S	FRE	C	E	D	L1	V	105	L	
VW Passat CC inc. 4-Motion exc. R36 Please order additionally lower part of the bumper with cover for bumper cutout at VW dealer.	03/05-12/12		321 546 600 001		90	17.5	11.3	90	2200	321 600 300 107				S	FRE	C	E	--	--	V	105	L	
										321 600 300 113				S	FRE	C	E	D	L1	V	105	L	
										321 600 300 153				S	CAN	C	E	D	L1	V	105	R	
		KIT		321 546 900 113		90	21.0	11.3	90	2200	included in the KIT 321 600 300 113			S	FRE	C	E	D	L1	V	105	L	
VW Passat CC B7 inc. Bluemotion for right-hand-drive vehicles	01/12-	KIT		321 821 900 153		90	17.5	11.3	90	2200	included in the KIT 321 600 300 153			S	CAN	C	E	D	L1	V	105	R	
VW Passat Saloon front wheel drive exc. 4-Motion Support in spare wheel for detachable towball: 3B0 804 993A	10/96-03/05		321 505 600 001		90	20.8	10.3	85	1800	321 505 300 113		11/00-	S	FRE	--	E	D1	L1	V	60	B		
										321 512 300 113		-10/00	S	FRE	--	E	D1	L1	V	60	B		
VW Passat Saloon Syncro - 4-Motion and Passat W8 Support in spare wheel for detachable towball: 3B0 804 993A	10/96-03/05		321 508 600 001		90	21.0	11.3	85	2200	321 505 300 113		11/00-	S	FRE	--	E	D1	L1	V	60	B		
										321 512 300 113		-10/00	S	FRE	--	E	D1	L1	V	60	B		
VW Passat Saloon Syncro - 4-Motion and Passat W8	10/96-03/05		321 637 600 001		90	23.6	11.3	85	2200	321 505 300 113		11/00-	S	FRE	--	E	D1	L1	V	60	B		
										321 512 300 113		-10/00	S	FRE	--	E	D1	L1	V	60	B		
VW Passat Saloon front wheel drive exc. 4-Motion	10/96-03/05		321 874 600 001		120	17.0	10.5	85	2000	321 505 300 113		11/00-	S	FRE	--	E	D1	L1	V	60	B		
										321 512 300 113		-10/00	S	FRE	--	E	D1	L1	V	60	B		
VW Passat Saloon front wheel drive exc. 4-Motion	11/00-03/05	KIT		321 772 900 113		120	25.0	10.5	85	2000	included in the KIT 321 505 300 113		11/00-	S	FRE	--	E	D1	L1	V	60	B	
VW Passat Saloon inc. 4-Motion exc. R36	03/05-10/10		321 544 600 001		90	16.0	11.3	90	2200	321 600 300 107				S	FRE	C	E	--	--	V	105	L	
														321 600 300 113	S	FRE	C	E	D	L1	V	105	L
														321 544 900 113		90	18.0	12.3	90	2200	included in the KIT 321 600 300 113		



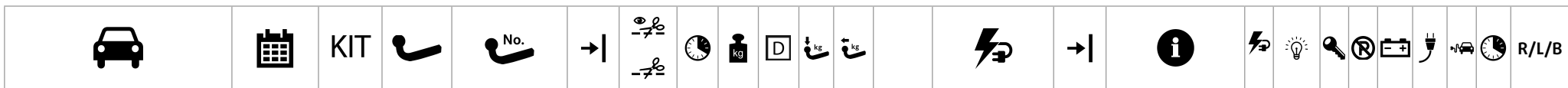
Volkswagen

VW Passat Saloon inc. 4-Motion exc. R36 Please order additionally lower part of the bumper with cover for bumper cutout at VW dealer.	03/05-10/10		321 546 600 001		90	17.5	11.3	90	2200	321 600 300 107			S	FRE	C	E	--	--	V	105	L							
																			S	FRE	C	E	D	L1	V	105	L	
																				S	CAN	C	E	D	L1	V	105	R
VW Passat Saloon inc. 4-Motion, inc. R36 Please order additionally lower part of the bumper with cover for bumper cutout at VW dealer. for right-hand-drive vehicles	03/05-10/10	KIT		321 546 900 113		90	21.0	11.3	90	2200	included in the KIT 321 600 300 113			S	FRE	C	E	D	L1	V	105	L						
VW Passat Saloon B7 R-Line = visible cut	10/10-11/14		321 821 600 001		90	17.5	11.3	90	2200	321 600 300 107			S	FRE	C	E	--	--	V	105	L							
																			S	FRE	C	E	D	L1	V	105	L	
					KIT		321 823 600 001		90				20.0	11.3	90	2200	321 600 300 153			S	CAN	C	E	D	L1	V	105	R
																										S	FRE	C
VW Passat Saloon B7 inc. Alltrack, Bluemotion R-Line = visible cut for right-hand-drive vehicles	10/10-11/14	KIT		321 823 900 113		90	19.5	11.3	90	2200	included in the KIT 321 600 300 113			S	FRE	C	E	D	L1	V	105	L						
VW Passat Saloon B7 inc. Bluemotion for right-hand-drive vehicles	10/10-11/14	KIT		321 823 900 113		90	22.0	11.3	90	2200	included in the KIT 321 600 300 153			S	CAN	C	E	D	L1	V	105	R						
VW Passat Saloon B7 inc. Bluemotion for right-hand-drive vehicles	10/10-11/14	KIT		321 821 900 153		90	17.5	11.3	90	2200	included in the KIT 321 600 300 153			S	CAN	C	E	D	L1	V	105	R						

		KIT		No.																			R/L/B
--	--	-----	--	-----	--	--	--	--	--	--	--	--	--	--	--	--	--	--	--	--	--	--	-------

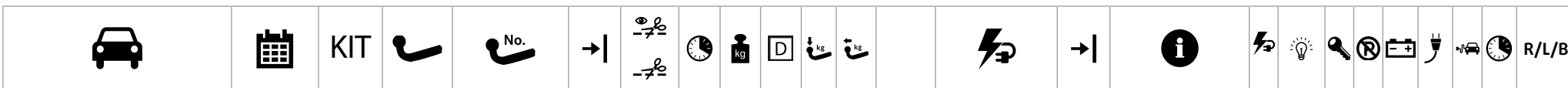
Volkswagen

VW Passat Saloon B8	11/14-			317 140 600 001		90	15.0	11.5	100	2200		305 407 300 107	with preliminary setup	S	CAN	C	E	--	--	H	30	B
				317 141 600 001		90	15.9	11.5	100	2200		305 407 300 113	with preliminary setup	S	CAN	C	E	D	L	H	30	B
												305 408 300 107	without preliminary setup	S	CAN	C	E	--	--	V	60	B
												305 408 300 113	without preliminary setup	S	CAN	C	E	D	L	V	60	B
												321 863 300 107		S	A	C1	E2	--	--	V	60	L
												321 863 300 113		S	A	C1	E2	D	L1	V	60	2
		KIT		321 851 900 113		90	18.9	11.5	100	2200		included in the KIT 321 863 300 113		S	A	C1	E2	D	L1	V	60	2
		KIT		317 140 900 113		90	19.6	11.5	100	2200		included in the KIT 305 408 300 113	without preliminary setup	S	CAN	C	E	D	L	V	60	B
		KIT		321 852 900 113		90	18.6	11.5	100	2200		included in the KIT 321 863 300 113		S	A	C1	E2	D	L1	V	60	2
		KIT		317 141 900 113		90	19.9	11.5	100	2200		included in the KIT 305 408 300 113	without preliminary setup	S	CAN	C	E	D	L	V	60	B
VW Passat Estate B7 inc. Bluemotion for right-hand-drive vehicles		KIT		321 821 900 153		90	17.5	11.3	90	2200		included in the KIT 321 600 300 153		S	CAN	C	E	D	L1	V	105	R
VW Passat Estate Syncro - 4-Motion and Passat W8 from 11/00: To guarantee an optimal fit of the bumper it is necessary to mount a bumper reinforcement, please order from VW-dealer, order no. 3B9 807 251A Support for detachable towball in spare wheel: 3B0 804 993A	10/96-09/05			321 508 600 001		90	21.0	11.3	85	2200		321 512 300 113 321 520 300 107 321 520 300 113	-10/00 11/00- 11/00-	S S S	FRE FRE FRE	-- -- --	E E E	D1 -- D1	L1 -- L1	V V V	60 60 60	B L L
VW Passat Estate Syncro - 4-Motion and Passat W8 Variant from 11/00: To guarantee an optimal fit of the bumper it is necessary to mount a bumper reinforcement, please order from VW-dealer, order no. 3B9 807 251A	10/96-09/05			321 637 600 001		90	23.6	11.3	85	2200		321 512 300 113 321 520 300 107 321 520 300 113	-10/00 11/00- 11/00-	S S S	FRE FRE FRE	-- -- --	E E E	D1 -- D1	L1 -- L1	V V V	60 60 60	B L L



Volkswagen

VW Passat Estate front wheel drive exc. 4-Motion from 11/00: To guarantee an optimal fit of the bumper it is necessary to mount a bumper reinforcement, please order from VW-dealer, order no. 3B9 807 251A Support for detachable towball in spare wheel: 3B0 804 993A	04/97-09/05		321 505 600 001	→		90	20.8	10.3	85	1800		321 512 300 113	-10/00	S	FRE	--	E	D1	L1	V	60	B
												321 520 300 107	11/00-	S	FRE	--	E	--	--	V	60	L
												321 520 300 113	11/00-	S	FRE	--	E	D1	L1	V	60	L
VW Passat Estate front wheel drive exc. 4-Motion	04/97-09/05		321 874 600 001			120	17.0	10.5	85	2000		321 512 300 113	-10/00	S	FRE	--	E	D1	L1	V	60	B
												321 520 300 107	11/00-	S	FRE	--	E	--	--	V	60	L
												321 520 300 113	11/00-	S	FRE	--	E	D1	L1	V	60	L
VW Passat Estate front wheel drive exc. 4-Motion from 11/00: To guarantee an optimal fit of the bumper it is necessary to mount a bumper reinforcement, please order from VW-dealer, order no. 3B9 807 251A Support for detachable towball in spare wheel: 3B0 804 993A	11/00-09/05	KIT		321 505 900 113		90	24.0	10.3	85	2000		included in the KIT 321 520 300 113	11/00-	S	FRE	--	E	D1	L1	V	60	L
VW Passat Estate front wheel drive exc. 4-Motion	11/00-09/05	KIT		321 632 900 113		120	25.0	10.0	85	2000		included in the KIT 321 520 300 113	11/00-	S	FRE	--	E	D1	L1	V	60	L
VW Passat Estate inc. 4-Motion, inc. R36 08/05-: To guarantee an optimal fit of the bumper order bumper reinforcement from VW-dealer order no. 3C9 807 251 A.	09/05-10/10			321 544 600 001		90	16.0	11.3	90	2200		321 600 300 107		S	FRE	C	E	--	--	V	105	L
												321 546 600 001		90	17.5	11.3	90	2200	321 600 300 113		S	FRE
		KIT		321 544 900 113		90	18.0	12.3	90	2200	included in the KIT 321 600 300 113		S	FRE	C	E	D	L1	V	105	L	
		KIT		321 546 900 113		90	21.0	11.3	90	2200	included in the KIT 321 600 300 113		S	FRE	C	E	D	L1	V	105	L	
VW Passat Estate inc. 4-Motion, inc. R36 08/05-: To guarantee an optimal fit of the bumper order bumper reinforcement from VW-dealer order no. 3C9 807 251 A. for right-hand-drive vehicles	09/05-10/10	KIT		321 546 900 153		90	21.0	11.3	90	2200		included in the KIT 321 600 300 153		S	CAN	C	E	D	L1	V	105	R



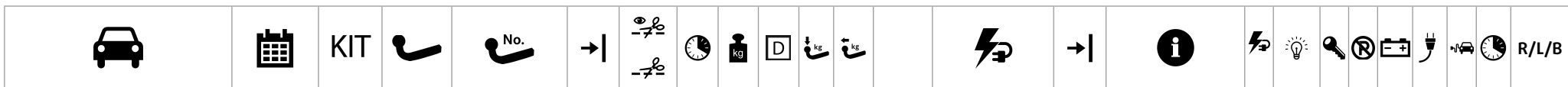
Volkswagen

VW Passat Estate B7 inc. Alltrack R-Line = visible cut	10/10-11/14			321 821 600 001		90	17.5	11.3	90	2200		321 600 300 107			S	FRE	C	E	--	--	V	105	L
				321 823 600 001		90	20.0	11.3	90	2200		321 600 300 113			S	FRE	C	E	D	L1	V	105	L
		KIT		321 821 900 113		90	19.5	11.3	90	2200		included in the KIT 321 600 300 113			S	FRE	C	E	D	L1	V	105	L
		KIT		321 823 900 113		90	22.0	11.3	90	2200		included in the KIT 321 600 300 113			S	FRE	C	E	D	L1	V	105	L
VW Passat Estate B7 inc. Alltrack, Bluemotion R-Line = visible cut for right-hand-drive vehicles	10/10-11/14	KIT		321 823 900 153		90	22.0	11.3	90	2200		included in the KIT 321 600 300 153			S	CAN	C	E	D	L1	V	105	R
VW Passat Estate B8 inc. Alltrack To guarantee an optimal fit of the bumper order bumper reinforcement from VW-dealer order no. 3G9807863B.	11/14-			317 141 600 001		90	15.9	11.5	100	2200		305 407 300 107	with preliminary setup	S	CAN	C	E	--	--	H	30	B	
												305 407 300 113	with preliminary setup	S	CAN	C	E	D	L	H	30	B	
													305 408 300 107	without preliminary setup	S	CAN	C	E	--	--	V	60	B
													305 408 300 113	without preliminary setup	S	CAN	C	E	D	L	V	60	B
													321 863 300 107		S	A	C1	E2	--	--	V	60	L
													321 863 300 113		S	A	C1	E2	D	L1	V	60	2
VW Passat Estate B8 inc. Alltrack To guarantee an optimal fit of the bumper order bumper reinforcement from VW-dealer order no. 3G9807863B.	11/14-	KIT		321 851 900 113		90	18.9	11.5	100	2200		included in the KIT 321 863 300 113			S	A	C1	E2	D	L1	V	60	2
		KIT		317 140 900 113		90	19.6	11.5	100	2200		included in the KIT 305 408 300 113	without preliminary setup	S	CAN	C	E	D	L	V	60	B	
		KIT		321 852 900 113		90	18.6	11.5	100	2200		included in the KIT 321 863 300 113			S	A	C1	E2	D	L1	V	60	2
		KIT		317 141 900 113		90	19.9	11.5	100	2200		included in the KIT 305 408 300 113	without preliminary setup	S	CAN	C	E	D	L	V	60	B	

		KIT		No.																			R/L/B
--	--	-----	--	-----	--	--	--	--	--	--	--	--	--	--	--	--	--	--	--	--	--	--	-------

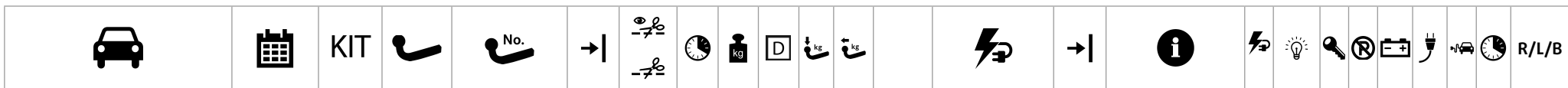
Volkswagen

VW Passat Estate B8 inc. Alltrack To guarantee an optimal fit of the bumper order bumper reinforcement from VW-dealer order no. 3G9807863B.	11/14-		317 140 600 001		90	15.0	11.5	100	2200	305 407 300 107	with preliminary setup	S	CAN	C	E	--	--	H	30	B		
										305 407 300 113	with preliminary setup	S	CAN	C	E	D	L	H	30	B		
										305 408 300 107	without preliminary setup	S	CAN	C	E	--	--	V	60	B		
										305 408 300 113	without preliminary setup	S	CAN	C	E	D	L	V	60	B		
										321 863 300 107		S	A	C1	E2	--	--	V	60	L		
321 863 300 113		S	A	C1	E2	D	L1	V	60	2												
VW Phaeton Please order from VW dealer: Spoiler V6 Petrol + V 8: 3D5 807 434 F Spoiler V6 Diesel + V10: 3D5 807 434 H Spoiler: V12: 3D5 807 434 G cover for bumper: 3D5 807 397 A V7S clip (2x): 6Q0 807 180 bracket to mount towball in the boot consisting of: bracket: 3D5 863 503 holder for towball: 3D5 804 969 A fittings: 3D5 807 996 cover right: 3D5 868 886 A	05/02-01/16		321 525 600 001		90	26.0	13.6	100	2500	321 495 300 113	11/08-	S	CAN	C	E	D	L1	H	60	L		
VW Polo inc. R-Line If desired for optical reasons, it is possible to get the complete bumper inc. cover at VW dealers. R-Line: extension for socket holder necessary, order no. 921740650001	06/09-04/14	KIT		321 741 900 113		120	17.0	7.0	85	1200	included in the KIT 321 527 300 113	-04/14	S	CAN	C	E	D1	L1	V	105	L	
VW Polo inc. R-Line	06/09-04/14	KIT		321 741 900 143			120	17.0	7.0	85	1200	321 527 300 143		S								R
VW Polo inc. R-Line If desired for optical reasons, it is possible to get the complete bumper inc. cover at VW dealers. R-Line: extension for socket holder necessary, order no. 921740650001	06/09-04/14	KIT		321 748 900 113		120	18.5	7.0	85	1200	included in the KIT 321 527 300 113	-04/14	S	CAN	C	E	D1	L1	V	105	L	



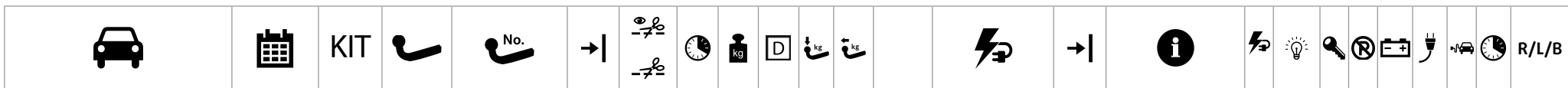
Volkswagen

VW Polo Bluemotion Please check if there is a towing capacity in the car documents.	06/09-07/17		321 832 600 001		120	14.5	7.0	50	1200	321 527 300 107	-04/14	S		C	E	--	--		105	L	
										321 527 300 113	-04/14	S	CAN	C	E	D1	L1	V	105	L	
										321 527 300 143		S								R	
										321 529 300 107	04/14-07/17	S	CAN	C	E	--	--	V			
										321 529 300 113	04/14-07/17	S	CAN	C	E	D1	L1	V			
										321 529 300 143	04/14-	S	CAN	C	E	D1	L1	V		R	
VW Polo Bluemotion Please order separately extension for socket holder, order no. 921740650001. Please check if there is a towing capacity in the car documents.	06/09-07/17		321 878 600 001		120	16.5	7.0	50	1200	321 527 300 107	-04/14	S		C	E	--	--		105	L	
										321 527 300 113	-04/14	S	CAN	C	E	D1	L1	V	105	L	
										321 527 300 143		S								R	
										321 529 300 107	04/14-07/17	S	CAN	C	E	--	--	V			
										321 529 300 113	04/14-07/17	S	CAN	C	E	D1	L1	V			
										321 529 300 143	04/14-	S	CAN	C	E	D1	L1	V		R	
VW Polo Bluemotion Please check if there is a towing capacity in the car documents. extension for socket holder necessary, order no. 921740650001	04/14-07/17	KIT		321 832 900 113		120	16.5	7.0	50	1200	included in the KIT 321 529 300 113	04/14-07/17	S	CAN	C	E	D1	L1	V		
VW Polo Bluemotion Please order separately extension for socket holder, order no. 921740650001. Please check if there is a towing capacity in the car documents.	04/14-07/17	KIT		321 878 900 113		120	18.5	7.0	50	1200	included in the KIT 321 529 300 113	04/14-07/17	S	CAN	C	E	D1	L1	V		
VW Polo Cross Please order cover for bumper cutout at VW dealers.	02/06-06/09			321 523 600 001		90	16.0	7.0	50	1200	321 524 300 113		S	C2	C	E	D1	L1	H	45	B
KIT			321 523 900 113		90	18.0	7.0	50	1200	included in the KIT 321 524 300 113		S	C2	C	E	D1	L1	H	45	B	
VW Polo Cross	02/06-06/09			321 607 600 001		75	16.0	7.0	50	1200	321 524 300 107		S	C2	C	E	--	--	H	45	B
											321 524 300 113		S	C2	C	E	D1	L1	H	45	B
											included in the KIT 321 524 300 113		S	C2	C	E	D1	L1	H	45	B
VW Polo Cross extension for socket holder necessary, order no. 921740650001	06/09-04/14	KIT		321 741 900 113		120	17.0	7.0	85	1200	included in the KIT 321 527 300 113	-04/14	S	CAN	C	E	D1	L1	V	105	L



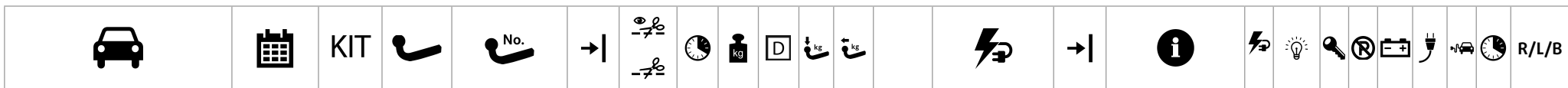
Volkswagen

VW Polo Gti Please order cover for bumper cutout at VW dealers. extension for socket holder necessary, order no. 921740650001	06/09-04/14	KIT		321 748 900 113		120	18.5	7.0	85	1200		included in the KIT 321 527 300 113	-04/14	S	CAN	C	E	D1	L1	V	105	L
VW Polo Gti extension for socket holder necessary, order no. 921740650001	06/09-04/14			321 832 600 001		120	14.5	7.0	50	1200		321 527 300 107 321 527 300 113 321 527 300 143	-04/14 -04/14	S S	CAN	C	E	D1	L1	V	105	L L R
VW Polo Gti Please order cover for bumper cutout at VW dealers. extension for socket holder necessary, order no. 921740650001	06/09-04/14			321 878 600 001		120	16.5	7.0	50	1200		321 527 300 107 321 527 300 113 321 527 300 143	-04/14 -04/14	S S	CAN	C	E	D1	L1	V	105	L L R
VW Polo Hatchback for Polo Fun with permission for the assembly of a towbar by VW exc. GTi / 150 HP inc. facelift from 05/05, Blue Motion Please order the following parts for the bumper cover at VW dealers: 1 spoiler 6Q6 807 433 B41 1 cover 6Q6 807 397 B41 2 bolt 6Q6 807 643 2 spring cotters 6Q6 807 180 2 washers 6N0 129 355	11/01-08/09			321 523 600 001		90	16.0	7.0	50	1200		321 523 300 107 321 523 300 113 321 524 300 113	-05/05 -05/05 05/05-	S S S	C2	C	E	D1	L1	H	45	B B B
VW Polo Hatchback for Polo Fun with permission for the assembly of a towbar by VW, exc. GTi / 150 HP, inc. facelift from 05/05, inc. Blue Motion (a different cutout is necessary)	11/01-08/09			321 607 600 001		75	16.0	7.0	50	1200		321 523 300 107 321 523 300 113 321 524 300 113	-05/05 -05/05 05/05-	S S S	C2	C	E	D1	L1	H	45	B B B
VW Polo Hatchback for Polo Fun with permission for the assembly of a towbar by VW exc. GTi / 150 HP inc. facelift from 05/05, Blue Motion Please order the following parts for the bumper cover at VW dealers: 1 spoiler 6Q6 807 433 B41 1 cover 6Q6 807 397 B41 2 bolt 6Q6 807 643 2 spring cotters 6Q6 807 180 2 washers 6N0 129 355	05/05-09	KIT		321 523 900 113		90	18.0	7.0	50	1200		included in the KIT 321 524 300 113	05/05-	S	C2	C	E	D1	L1	H	45	B



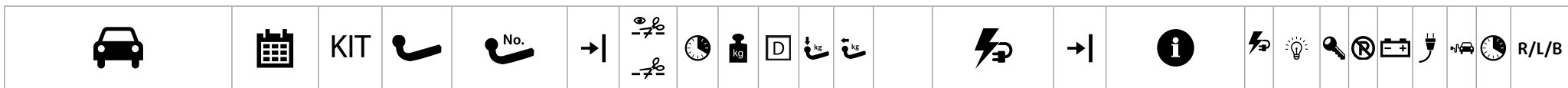
Volkswagen

VW Polo Hatchback for Polo Fun with permission for the assembly of a towbar by VW , exc. GTi / 150 HP, inc. facelift from 05/05, inc. Blue Motion (a different cutout is necessary)	05/05-09	KIT		321 607 900 113		75	18.0	7.0	50	1200		included in the KIT 321 524 300 113	05/05-	S	C2	C	E	D1	L1	H	45	B	
VW Polo VI exc. GTi	08/17-			344 101 600 001		60	18.0	7.1	85	1200		344 110 300 113		S	CAN	C	E	D	L	V	60	L	
				344 102 600 001		60	19.0	7.1	85	1200													
		KIT		344 101 900 113		60	19.1	7.1	85	1200		included in the KIT 344 110 300 113		S	CAN	C	E	D	L	V	60	L	
		KIT		344 102 900 113		60	20.1	7.1	85	1200		included in the KIT 344 110 300 113		S	CAN	C	E	D	L	V	60	L	
VW Sharan thermal-insulation plate inc. inc. 4WD bumper bracket is not necessary. 4-Motion: Please check the operating instructions of the vehicle before fitting the towbar.	05/00-08/10			321 665 600 001		90	24.0	12.5	100	2500		321 458 300 107 321 458 300 113		S	FRE	--	E	--	--	H	60	B	
		KIT		321 665 900 113		90	26.0	12.5	100	2500		included in the KIT 321 458 300 113		S	FRE	--	E	D1	L1	H	60	B	
VW Sharan thermal-insulation plate inc. inc. 4WD bumper bracket is not necessary 4-Motion: Please check the operating instructions of the vehicle before fitting the towbar. Vehicles with "tyre-fit-system": Please order support for towball at VW dealers, order no. 7M3 803 994 B	05/00-08/10			321 775 600 001		90	26.0	12.5	100	2500		321 458 300 107 321 458 300 113		S	FRE	--	E	--	--	H	60	B	
		KIT		321 775 900 113		90	28.0	12.5	100	2500		included in the KIT 321 458 300 113		S	FRE	--	E	D1	L1	H	60	B	
VW Sharan	09/10-			321 698 600 001		22.0	12.3	100	2500		321 600 300 107 321 600 300 113 321 600 300 153		S	FRE	C	E	--	--	V	105	L		
		KIT		321 698 900 113		24.0	12.3	100	2500		included in the KIT 321 600 300 113		S	FRE	C	E	D	L1	V	105	L		



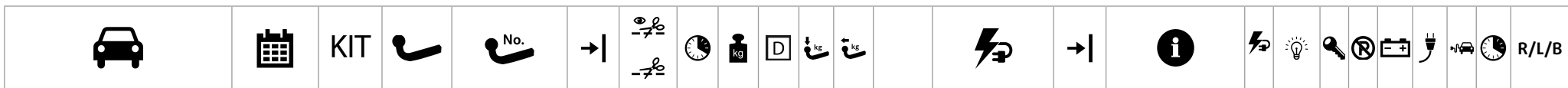
Volkswagen

VW Sharan Please order separately Spoiler and cover for bumper cutout at VW dealer's.	09/10-			321 700 600 001			22.0	12.3	100	2500		321 600 300 107			S	FRE	C	E	--	--	V	105	L	
												321 600 300 113			S	FRE	C	E	D	L1	V	105	L	
												321 600 300 153			S	CAN	C	E	D	L1	V	105	R	
		KIT		321 700 900 113			24.0	12.3	100	2500		included in the KIT 321 600 300 113			S	FRE	C	E	D	L1	V	105	L	
VW Sharan Please order separately Spoiler and cover for bumper cutout at VW dealer's. for right-hand-drive vehicles	09/10-	KIT		321 700 900 153			24.0	12.3	100	2500		included in the KIT 321 600 300 153			S	CAN	C	E	D	L1	V	105	R	
VW T-Roc	07/17-			317 131 600 001		60	19.0	10.3	85	2000		305 407 300 107	with preliminary setup	S	CAN	C	E	--	--	H	30	B		
												305 407 300 113	with preliminary setup	S	CAN	C	E	D	L	H	30	B		
						317 132 600 001		60	19.0	10.3	85	2000		305 408 300 107	without preliminary setup	S	CAN	C	E	--	--	V	60	B
													305 408 300 113	without preliminary setup	S	CAN	C	E	D	L	V	60	B	
													321 863 300 107		S	A	C1	E2	--	--	V	60	L	
													321 863 300 113		S	A	C1	E2	D	L1	V	60	2	
				KIT		321 865 900 113		60	20.3	10.3	85	2000		included in the KIT 321 863 300 113		S	A	C1	E2	D	L1	V	60	2
				KIT		305 408 900 113		60	19.0	10.3	85	2000		included in the KIT 305 408 300 113	without preliminary setup	S	CAN	C	E	D	L	V	60	B
				KIT		317 154 900 113		60	20.5	10.3	85	2000		included in the KIT 305 407 300 113	with preliminary setup	S	CAN	C	E	D	L	H	30	B
				KIT		305 409 900 113		60	21.0	10.3	85	2000		included in the KIT 305 408 300 113	without preliminary setup	S	CAN	C	E	D	L	V	60	B
				KIT		321 864 900 113		60	20.3	10.3	85	2000		included in the KIT 321 863 300 113		S	A	C1	E2	D	L1	V	60	2
				KIT		317 155 900 113		60	20.5	10.3	85	2000		included in the KIT 305 407 300 113	with preliminary setup	S	CAN	C	E	D	L	H	30	B



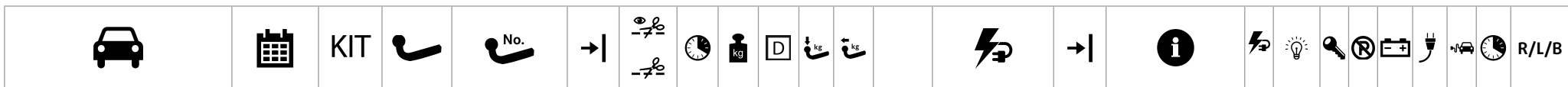
Volkswagen

VW T-Roc Convertible	12/19-			317 131 600 001		60	19.0	10.3	85	2000	305 407 300 107	with preliminary setup	S	CAN	C	E	--	--	H	30	B	
				317 132 600 001		60	19.0	10.3	85	2000	305 407 300 113	with preliminary setup	S	CAN	C	E	D	L	H	30	B	
											305 408 300 107	without preliminary setup	S	CAN	C	E	--	--	V	60	B	
											305 408 300 113	without preliminary setup	S	CAN	C	E	D	L	V	60	B	
											321 863 300 107		S	A	C1	E2	--	--	V	60	L	
											321 863 300 113		S	A	C1	E2	D	L1	V	60	2	
		KIT			321 865 900 113		60	20.3	10.3	85	2000	included in the KIT 321 863 300 113		S	A	C1	E2	D	L1	V	60	2
					305 408 900 113		60	19.0	10.3	85	2000	included in the KIT 305 408 300 113	without preliminary setup	S	CAN	C	E	D	L	V	60	B
					317 154 900 113		60	20.5	10.3	85	2000	included in the KIT 305 407 300 113	with preliminary setup	S	CAN	C	E	D	L	H	30	B
					305 409 900 113		60	21.0	10.3	85	2000	included in the KIT 305 408 300 113	without preliminary setup	S	CAN	C	E	D	L	V	60	B
					321 864 900 113		60	20.3	10.3	85	2000	included in the KIT 321 863 300 113		S	A	C1	E2	D	L1	V	60	2
					317 155 900 113		60	20.5	10.3	85	2000	included in the KIT 305 407 300 113	with preliminary setup	S	CAN	C	E	D	L	H	30	B
VW Tiguan for right-hand-drive vehicles	11/07-	KIT		321 727 900 153		90	21.0	12.0	140	2500	included in the KIT 321 600 300 153		S	CAN	C	E	D	L1	V	105	R	
		KIT		321 728 900 153		90	23.0	12.0	140	2500	included in the KIT 321 600 300 153		S	CAN	C	E	D	L1	V	105	R	



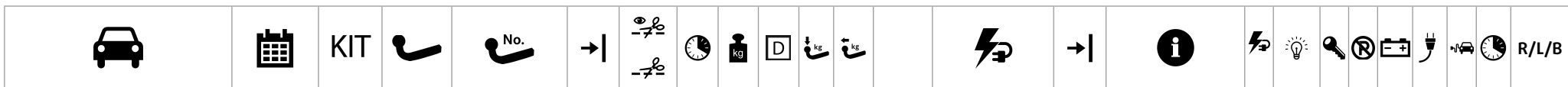
Volkswagen

VW Tiguan	11/07-03/16			305 421 600 001		90	19.0	12.0	100	2500		321 600 300 107			S	FRE	C	E	--	--	V	105	L
				305 423 600 001		90	21.0	12.0	140	2500		321 600 300 113			S	FRE	C	E	D	L1	V	105	L
		KIT		321 727 900 113		90	21.0	12.0	100	2500		included in the KIT 321 600 300 113			S	FRE	C	E	D	L1	V	105	L
		KIT		321 728 900 113		90	23.0	12.0	100	2500		included in the KIT 321 600 300 113			S	FRE	C	E	D	L1	V	105	L
VW Tiguan	04/16-			321 906 600 001		60	16.0	12.6	100	2500		305 407 300 107	with preliminary setup	S	CAN	C	E	--	--	H	30	B	
				321 907 600 001		60	17.8	12.6	100	2500		305 407 300 113	with preliminary setup	S	CAN	C	E	D	L	H	30	B	
												305 408 300 107	without preliminary setup	S	CAN	C	E	--	--	V	60	B	
												305 408 300 113	without preliminary setup	S	CAN	C	E	D	L	V	60	B	
												321 863 300 107		S	A	C1	E2	--	--	V	60	L	
												321 863 300 113		S	A	C1	E2	D	L1	V	60	2	
		KIT		321 906 900 113		60	17.3	12.6	100	2500		included in the KIT 305 408 300 113	without preliminary setup	S	CAN	C	E	D	L	V	60	B	
		KIT		321 908 900 113		60	18.5	12.6	100	2500		included in the KIT 321 863 300 113		S	A	C1	E2	D	L1	V	60	2	
KIT		321 907 900 113		60	19.1	12.6	100	2500		included in the KIT 305 408 300 113	without preliminary setup	S	CAN	C	E	D	L	V	60	B			
KIT		321 909 900 113		60	17.8	12.6	100	2500		included in the KIT 321 863 300 113		S	A	C1	E2	D	L1	V	60	2			












Volkswagen

VW Touareg exc. vehicles with spare wheel on tailgate To guarantee an optimal appearance of the vehicle it is necessary to order the rear lower spoiler and the cover (depending on the equipment of the vehicle) separately from the VW dealer (see original VW catalogue ETKA, table 806-50). For vehicles -04/10 please order separately foam support at VW dealers.	11/02-04/10	KIT		321 500 900 113		150	36.0	16.4	140	3500				included in the KIT 321 500 300 113	-04/10	S	CAN	--	E	D	L1	H	45	B
VW Touareg exc. vehicles with spare wheel on tailgate To guarantee an optimal appearance of the vehicle it is necessary to order the rear lower spoiler and the cover (depending on the equipment of the vehicle) separately from the VW dealer (see original VW catalogue ETKA, table 806-50). For vehicles -04/10 please order separately foam support at VW dealers.	11/02-10/17			321 735 600 001		150	33.5	16.4	140	3500			321 500 300 113	-04/10	S	CAN	--	E	D	L1	H	45	B	
				321 736 600 001		150	34.0	16.4	140	3500			321 765 300 107	04/10-08/14 exc. vehicles with ACC / distance control	S	CAN	C	E	--	--	V	180	B	
													321 765 300 113	04/10-08/14 exc. vehicles with ACC / distance control	S	CAN	C	E	D	L1	V	180	B	
				321 766 300 113										08/14-10/17	S	CAN	C	E	D	L	H		B	
VW Touareg exc. vehicles with spare wheel on tailgate To guarantee an optimal appearance of the vehicle it is necessary to order the rear lower spoiler and the cover (depending on the equipment of the vehicle) separately from the VW dealer (see original VW catalogue ETKA, table 806-50). For vehicles -04/10 please order separately foam support at VW dealers.	04/10-08/14	KIT		321 736 900 113		150	36.0	16.4	140	3500			included in the KIT 321 765 300 113	04/10-08/14 exc. vehicles with ACC / distance control	S	CAN	C	E	D	L1	V	180	B	
VW Touareg exc. vehicles with spare wheel on tailgate To guarantee an optimal appearance of the vehicle it is necessary to order the rear lower spoiler and the cover (depending on the equipment of the vehicle) separately from the VW dealer (see original VW catalogue ETKA, table 806-50). For vehicles -04/10 please order separately foam support at VW dealers.	08/14-10/17	KIT		321 766 900 113			36.0	16.4	140	3500			included in the KIT 321 766 300 113	08/14-10/17	S	CAN	C	E	D	L	H		B	



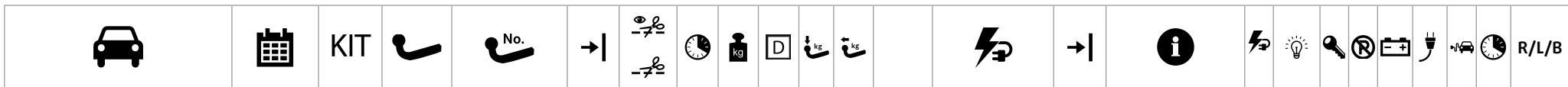
Volkswagen

VW Touareg	11/17-		322 063 600 001		60	25.1	15.7	191	3500	305 417 300 107			S	A	C1	E2	--	--	H	60	L					
					322 064 600 001		60	27.0	15.7				191	3500	305 417 300 113	S	A	C1	E2	D	L1	H	60	L		
							305 437 300 107		60				28.0	15.7	191	3500	305 437 300 113	S	CAN	C	E	--	--	H	60	B
																		S	CAN	C	E	D	L	H	60	B
KIT	322 064 900 113		60	28.0	15.7	191	3500	included in the KIT 305 437 300 113	S	CAN	C	E	D	L	H	60	B									
VW Touran inc. Cross-Touran 08/10-: Please order separately cover for bumper cutout at VW dealer's. for right-hand-drive vehicles	03/03-	KIT		321 838 900 153		90	22.0	9.9	75	1800	included in the KIT 321 600 300 153		S	CAN	C	E	D	L1	V	105	R					
VW Touran inc. Cross-Touran	03/03-	KIT		321 536 900 153		90	21.5	9.9	75	1800	included in the KIT 321 600 300 153		S	CAN	C	E	D	L1	V	105	R					
VW Touran inc. Cross-Touran	03/03-09/15		321 536 600 001		90	19.5	9.9	75	1800	321 600 300 107		S	FRE	C	E	--	--	V	105	L						
										321 600 300 113	S	FRE	C	E	D	L1	V	105	L							
VW Touran inc. Cross-Touran	03/03-09/15		321 536 900 113		90	21.5	9.9	75	1800	included in the KIT 321 600 300 113		S	FRE	C	E	D	L1	V	105	L						
										321 600 300 153	S	CAN	C	E	D	L1	V	105	R							
VW Touran inc. Cross-Touran 08/10-: Please order separately cover for bumper cutout at VW dealer's.	03/03-09/15		321 838 600 001		90	20.0	9.9	75	1800	321 600 300 107		S	FRE	C	E	--	--	V	105	L						
										321 600 300 113	S	FRE	C	E	D	L1	V	105	L							
										321 600 300 153	S	CAN	C	E	D	L1	V	105	R							
										included in the KIT 321 600 300 113	S	FRE	C	E	D	L1	V	105	L							

		KIT		No.	→								→										R/L/B
--	--	-----	--	-----	---	--	--	--	--	--	--	--	---	--	--	--	--	--	--	--	--	--	-------

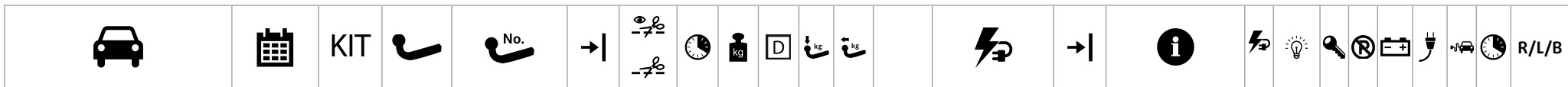
Volkswagen

VW Touran	09/15-			321 814 600 001			60	15.5	10.8	80	2100		305 407 300 107	with preliminary setup	S	CAN	C	E	--	--	H	30	B
				321 815 600 001		60	16.0	10.8	80	2100		305 407 300 113	with preliminary setup	S	CAN	C	E	D	L	H	30	B	
												305 408 300 107	without preliminary setup	S	CAN	C	E	--	--	V	60	B	
												305 408 300 113	without preliminary setup	S	CAN	C	E	D	L	V	60	B	
												321 863 300 107		S	A	C1	E2	--	--	V	60	L	
												321 863 300 113		S	A	C1	E2	D	L1	V	60	2	
		KIT		321 814 900 113			60	19.5	10.8	80	2100		included in the KIT 305 408 300 113	without preliminary setup	S	CAN	C	E	D	L	V	60	B
		KIT		321 816 900 113			60	15.5	10.8	80	2100		included in the KIT 321 863 300 113		S	A	C1	E2	D	L1	V	60	2
		KIT		321 815 900 113		60	20.0	10.8	80	2100		included in the KIT 305 408 300 113	without preliminary setup	S	CAN	C	E	D	L	V	60	B	
		KIT		321 817 900 113		60	16.0	10.8	80	2100		included in the KIT 321 863 300 113		S	A	C1	E2	D	L1	V	60	2	
VW Transporter T4 Van inc. Syncro	09/90-01/96			321 358 600 001		90	16.5	13.4	100	2600		321 315 300 113	-08/98	S	C2	--	E1	D1	L1	H	30	L	
VW Transporter T4 Van inc. Syncro and Caravelle	01/96-07/03			321 391 600 001			90	20.2	13.4	105	2600		321 315 300 113	-08/98	S	C2	--	E1	D1	L1	H	30	L
													321 318 300 113	09/98-	S	C2	--	--	D1	--			45
VW Transporter T4 Van inc. Syncro and Caravelle bracket for towball: 921405631005	01/96-07/03			321 405 600 001			90	21.0	13.4	100	2600		321 315 300 113	-08/98	S	C2	--	E1	D1	L1	H	30	L
													321 318 300 113	09/98-	S	C2	--	--	D1	--			45
VW Transporter T4 Van inc. Syncro and Caravelle	09/98-07/03	KIT		321 391 900 113			90	22.2	13.4	105	2600		included in the KIT 321 318 300 113	09/98-	S	C2	--	--	D1	--		45	B
VW Transporter T4 Chassis Cab inc. Syncro	09/90-03			321 316 600 001			90	26.4	13.7	105	2600		300 052 300 107	→ 09/98-	--	FRE	--	E1	--	--	V		B
													300 052 300 113	09/98-	--	FRE	--	E1	D1	--	V		B
													300 060 300 107	-08/98	--	C2	--	E1	--	--	H	45	B
													300 060 300 113	-08/98	--	C2	--	E1	D1	L1	H	45	B





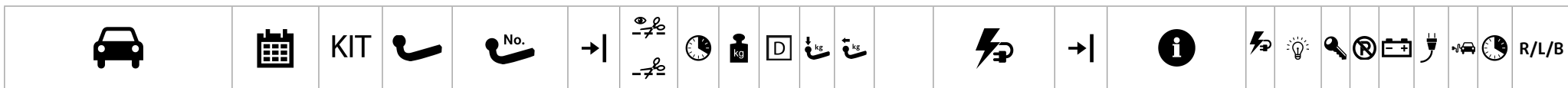
Volkswagen

VW Transporter T5 Van inc. 4-Motion To guarantee an optimal fit of the bumper it is necessary to mount a foam support, VW no. 7H0 807 252 A. Please order from VW dealer. Please order also from VW dealer: bracket for towball: 7H0 804 897 A tensioning belt: 7H0 867 749	04/03-10/09	KIT		321 792 900 113			115	21.5	14.0	100	2800		included in the KIT 321 451 300 113	-10/09	S	C2	C	E	D1	L1	H	45	L
		KIT		321 717 900 113			120	21.0	14.0	100	2800		included in the KIT 321 451 300 113	-10/09	S	C2	C	E	D1	L1	H	45	L
													321 451 300 100	-10/09 additional wire trailer stability system It is possible to activate trailer stability system starting from the following chassis numbers: WV2ZZZ7H and WV2ZZZ7HZ5H0597 (Please order additionally.)	S	--	--	E1	--	--	V	60	B
													321 025 300 113	additional cable for continuous plus (Please order additionally.)	--	--	--	E1	D	L	V		L



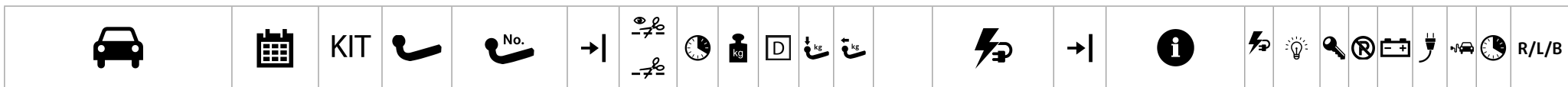
Volkswagen

VW Transporter T6 Van	06/15-09/19	KIT		321 650 900 113			115	22.5	14.0	100	2800		included in the KIT 321 454 300 113	06/15-09/19 without preliminary setup	S	CAN	C	E	D	L1	V	180	L
		KIT		321 651 900 113			120	20.0	14.0	100	2800		321 451 300 100	additional wire trailer stability systemIt is possible to activate trailer stability system starting from the following chassis numbers:WV2ZZZ7H and WV2ZZZ7HZ5H0597 (Please order additionally.)	S	--	--	E1	--	--	V	60	B
													321 455 300 001	extension kit for vehicles without fuse box under the driver's seat (Please order additionally.)	S						V	60	B
													300 028 300 113	charging cable (extension kit) (Please order additionally.)									45
												321 025 300 113	additional cable for continuous plus(Please order additionally.)	--	--	--	E1	D	L	V			L



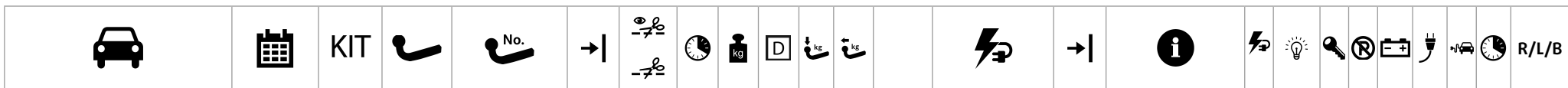
Volvo

Volvo S40 / V40	04/96-01/04		320 093 600 001	→		21.0	8.2	80	1500	300 072 300 107	-06/00	--	FRE	--	--	--	--	V		B	
										300 072 300 113	-06/00	--	FRE	--	--	D1	L1	V		B	
										300 210 300 107	07/00-	--	A	--	E1	--	--	V	90	B	
										300 210 300 113	07/00-	--	A	--	E1	D1	L1	V	90	B	
Volvo S40 / V50 exc. Sports, exc. R design	02/04-		320 059 600 001			40	9.7	8.9	100	1600	300 210 300 113		--	A	--	E1	D1	L1	V	90	B
											320 240 300 107	06/07-	S	CAN	--	E2	--	--	H	60	B
											320 240 300 113	06/07-	S	CAN	--	E2	D	L1	H	60	B
Volvo S40 / V50 exc. Sports, exc. R design	06/07-	KIT		320 059 900 113		40	11.7	8.9	100	1600	included in the KIT 320 240 300 113	06/07-	S	CAN	--	E2	D	L1	H	60	B
		KIT		320 060 900 113		40	12.0	8.9	100	1600	included in the KIT 320 240 300 113	06/07-	S	CAN	--	E2	D	L1	H	60	B
Volvo S60	06/10-01/18		320 071 600 001			90	15.0	10.2	80	1800	300 320 300 183	additional cable for 2nd fog light									
											320 543 300 107	-01/18	S	CAN	--	E2	--	--	H	45	B
			320 072 600 001			90	17.0	10.2	80	1800	320 543 300 113	-01/18	S	CAN	--	E2	D1	L1	H	45	B
		KIT		320 071 900 113		90	17.0	10.2	80	1800	included in the KIT 320 543 300 113	-01/18	S	CAN	--	E2	D1	L1	H	45	B
		KIT		320 072 900 113		90	19.0	10.2	80	1800	included in the KIT 320 543 300 113	-01/18	S	CAN	--	E2	D1	L1	H	45	B
		300 320 300 183	additional cable for 2nd fog light																		
300 320 300 183	additional cable for 2nd fog light																				
Volvo S60 III (224)	02/19-		320 173 600 001			60	24.1	12.6	150	2000											
												320 174 600 001		60	27.0	12.6	150	2000			



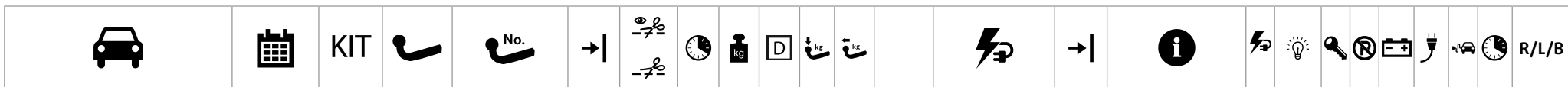
Volvo

Volvo S60/V60 Cross Country	07/15-08/18		320 111 600 001		90	19.0	10.5	90	1900	300 320 300 183	additional cable for 2nd fog light	S	CAN	--	E2	--	--	H	45	B	
			320 112 600 001		90	20.5	10.5	90	1900	320 543 300 107											
			320 543 300 113							320 543 300 113											
			KIT		320 111 900 113		90	20.8	10.5	90											1900
KIT		320 112 900 113		90	22.3	10.5	90	1900	included in the KIT 320 543 300 113		S	CAN	--	E2	D1	L1	H	45	B		
Volvo S80	98-07/06		320 050 600 001		150	25.0	10.3	120	2000	300 072 300 107	- 99	--	FRE	--	--	--	--	V		B	
										300 072 300 113	- 99	--	FRE	--	--	D1	L1	V		B	
										320 049 300 113	99-09/04	S	FRE	C	E	D	L	H	45	B	
Volvo S80 without height control	07/06-		320 113 600 001		40	18.0	10.6	90	2000	300 320 300 183	additional cable for 2nd fog light	S	CAN	--	E2	--	--	H	45	B	
			320 114 600 001		>60	18.0	10.6	90	2000	320 543 300 107											
										320 543 300 113											
Volvo S90	09/16-		320 116 600 001		60	22.0	12.6	150	2200	320 165 300 107		S	A	--	E1	--	--	H	75	B	
			320 117 600 001		60	23.0	12.6	150	2200	320 165 300 113		S	A	--	E2	D	L1	H	75	B	
Volvo V40 inc. Cross Country exc. R-design	09/12-		320 107 600 001		90	15.0	8.7	75	1500	320 108 300 113		S	A	--	E2	D	L1	H	60	B	
			320 108 600 001		90	18.0	8.7	75	1500												
		KIT		320 107 900 113		90	17.0	8.7	75	1500	included in the KIT 320 108 300 113		S	A	--	E2	D	L1	H	60	B
		KIT		320 108 900 113		90	20.0	8.7	75	1500	included in the KIT 320 108 300 113		S	A	--	E2	D	L1	H	60	B



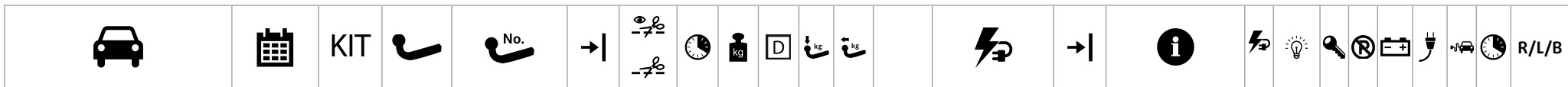
Volvo

Volvo V70 inc. AWD exc. XC70	03/00-09/07			320 090 600 001		100	21.0	10.3	80	2000		320 049 300 113	-09/04	S	FRE	C	E	D	L	H	45	B	
				320 540 300 113										10/04-	S	FRE	--	E2	D	L1	H	45	B
Volvo V70 without height control inc. AWD	09/07-			320 069 600 001		90	20.0	11.0	85	2100		300 320 300 183	additional cable for 2nd fog light										
				320 075 600 001		60	22.0	11.0	85	2100		320 543 300 107		S	CAN	--	E2	--	--	H	45	B	
		KIT		320 069 900 113		90	22.0	11.0	85	2100		included in the KIT 320 543 300 113		S	CAN	--	E2	D1	L1	H	45	B	
		KIT		320 075 900 113		60	24.0	11.0	85	2100		included in the KIT 320 543 300 113		S	CAN	--	E2	D1	L1	H	45	B	
Volvo V70 with height control inc. AWD	09/07-			320 073 600 001		90	20.0	11.0	85	2100		320 543 300 107		S	CAN	--	E2	--	--	H	45	B	
				320 076 600 001		60	24.0	11.0	85	2100		320 543 300 113		S	CAN	--	E2	D1	L1	H	45	B	
		KIT		320 073 900 113		90	22.0	11.0	85	2100		included in the KIT 320 543 300 113		S	CAN	--	E2	D1	L1	H	45	B	
		KIT		320 076 900 113		60	24.0	11.0	85	2100		included in the KIT 320 543 300 113		S	CAN	--	E2	D1	L1	H	45	B	
Volvo V90	09/16-			320 116 600 001		60	22.0	12.6	150	2200													
				320 117 600 001		60	23.0	12.6	150	2200		320 117 300 113		S	A	--	E2	D	L1	H	75	B	
		KIT		320 117 900 113		60	28.4	12.6	150	2200		included in the KIT 320 117 300 113		S	A	--	E2	D	L1	H	75	B	



Volvo



























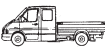

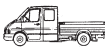
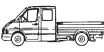
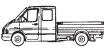
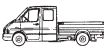










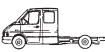


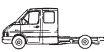
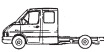






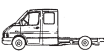
Volvo XC60 II (246)	03/17-			320 171 600 001		60	21.2	12.6	150	2500		320 173 300 107			S	A	C1	E2	--	--	H	75	B	
				320 172 600 001		60	22.4	12.6	150	2500		320 173 300 113			S	A	C1	E2	D	L1	H	75	B	
		KIT		320 171 900 113		60	25.9	12.6	150	2500		included in the KIT 320 173 300 113			S	A	C1	E2	D	L1	H	75	B	
		KIT		320 172 900 113		60	28.9	12.6	150	2500		included in the KIT 320 173 300 113			S	A	C1	E2	D	L1	H	75	B	
Volvo XC70	03/00-09/07			320 086 600 001		100	17.0	10.3	80	2000		320 049 300 113	-09/04		S	FRE	C	E	D	L	H	45	B	
				320 097 600 001		100	26.0	10.3	80	2000		320 540 300 113	10/04-		S	FRE	--	E2	D	L1	H	45	B	
Volvo XC70 without height control	09/07-			320 073 600 001		90	20.0	11.0	85	2100		300 320 300 183	additional cable for 2nd fog light			S	CAN	--	E2	--	--	H	45	B
				320 076 600 001		60	24.0	11.0	85	2100		320 543 300 107 320 543 300 113				S	CAN	--	E2	D1	L1	H	45	B
		KIT		320 073 900 113		90	22.0	11.0	85	2100		included in the KIT 320 543 300 113			S	CAN	--	E2	D1	L1	H	45	B	
		KIT		320 076 900 113		60	24.0	11.0	85	2100		included in the KIT 320 543 300 113 300 320 300 183	additional cable for 2nd fog light			S	CAN	--	E2	D1	L1	H	45	B
Volvo XC90	01/03-06/15			320 098 600 001		120	21.0	12.2	90	2250		320 049 300 113	-09/04		S	FRE	C	E	D	L	H	45	B	
				320 057 600 001		120	26.2	12.2	140	2250		320 780 300 113	09/04-		S	FRE	--	E2	D	L1	H	60	B	
Volvo XC90 KIT = towbar inc. electrical kit 13 pins	10/04-06/15	KIT		320 057 900 113		120	28.2	12.2	140	2250		included in the KIT 320 780 300 113	09/04-		S	FRE	--	E2	D	L1	H	60	B	



Volvo XC90 inc. hybrid	06/15-			320 101 600 001			60	23.0	13.4	140	2700		320 102 300 107			S	A	--	E2	--	--	H	75	B
				320 102 600 001			60	25.0	13.4	140	2700		320 102 300 113			S	A	--	E2	D	L1	H	75	B
		KIT		320 101 900 113			60	26.0	12.2	140	2250		included in the KIT 320 102 300 113			S	A	--	E2	D	L1	H	75	B
		KIT		320 102 900 113			60	26.0	12.2	140	2250		included in the KIT 320 102 300 113			S	A	--	E2	D	L1	H	75	B
Volvo XC90 inc. hybrid inc. towball	06/15-			320 103 600 001			60	27.0	13.4	140	2700		320 102 300 107			S	A	--	E2	--	--	H	75	B
		KIT		320 103 900 113			60	31.0	13.4	140	2700		included in the KIT 320 102 300 113			S	A	--	E2	D	L1	H	75	B

Towing brackets, couplings and special towbars

Mercedes-Benz Sprinter / VW LT 2

max. total weight	2,8t (2,95t)		3,5t			4,0t and 4,6t		6,0t	6,0t
wheelbase	3.000 mm	3.550 mm	3.000 mm	3.550 mm	4.025 mm	3.550 mm	4.025 mm	3.550 mm	4.025 mm
Van	1 	2 	1 	2 		2 			
Van with high top		2 		2 	2 	4 	8 		
Minibus	1 	2 	1 	2 					
Minibus with high top		2 		2 	2 				
Flatbed	3 	3 	3 	3 	3 	6 	5 	9 	9 
Flatbed with dual cab		3 		3 	3 	6 	5 	9 	9 
Chassis with cab	3 	3 	3 	3 	3 	6 	7 	9 	9 
Chassis with dual cab		3 		3 	3 	6 	5 	9 	9 
Tipper			3 	3 		6 			
Tipper with dual cab				3 		6 			

MB Sprinter / VW LT II 03/96-03/06

Ident-no.	towing capacity 2000 kg end of no.: ...600001	towing capacity 2800/3000 kg end of no.: ...600001	ball plate for 4 WD end of no.: ...600001
1	313087+329059	313152+329059	329042600001
2	313088+329059	313149+329059	329042600001
3	313118 (discontinued, repl. 313157) +329059 ball 40 mm deeper:313118+329062	313153+329059 ball 40 mm deeper: 313153+329062	329042600001
4	313103 (discontinued, repl. 313154) +329062	repl.: 313154 (discontinued model) +329062	329042600001
5	313105*+329062	313156* (discontinued model) +329062	329042600001
6	313107*+329062	313157*+329062	329042600001
7	313105*+329062+313112605001	313156*+329062+313112605001	329042600001
8	313088+329062	313155+329062	329042600001
9		313145+329062 (3500 kg)	

Product range of MB Sprinter / VW LT II 03/96-03/06

MB Sprinter / VW LT 2	order no.: ...600001	D-Value	vertical load	towing capacity	mounting time			
van / minibus, 3,5t max.total weight, wheelbase=3550/4025mm	313149	17,82	120	2800	150			
chassis with cab / dual cab 3,5t max.total weight	313153	17,82	120	2800	150			
towball	329042	17,2	120					
towball	329059	23,5	150					
towball	329062	19,0	120					
swap system for all models	329064600001	18,5	120					
swap system for all models	342032600001	30	350					
electrical kit, 7-poles, all models until 12/99 van / minibus from 01/00 platform from 01/00	300072300107	-	FRE	-	-	-	V	
	300072300107	-	FRE	-	-	D1	L1	V
	300052300107	-	FRE	-	-	-	-	V
electrical kit, 13-poles, all models until 12/99 van / minibus from 01/00 flatbed from 01/00	300072300113	-	FRE	-	-	-	-	V
	300072300113	-	FRE	-	-	D1	L1	V
	300052300113	-	FRE	-	-	D1	-	V


The board step 313132600001 must be used for all vans/minibuses. The originally mounted board step cannot be used for all vans/minibuses. This is also intended for van version with integrated step device in the bumper. Your Mercedes or VW dealer will be of help in case you need further information with regard to the towing capacity of your vehicle.

- * When mounting the towbar the integral under run guard can no longer be used on the vehicle. Please order a new under run guard at the Mercedes or VW dealer:
 MB-order no.: for flatbed / van 904 520 0333, for dumper 904 520 0733
 for flatbed 6,0 t max. total weight 905 520 0133 (313145)
 VW-order no.: for flatbed / van 2D3 804 490 N, for dumper 2D3 804 490 Q

Universal HGV towing brackets





Please pay attention to the D-value of each component!

Towing bracket
with integral anderrun guard
order no. 313404600001
and towball
order no. 329103600001




under run guard
approval no.: e13-6131

Towball is not included.





	order no.	 kg	D-value kN	 kg	 kg		
Towing bracket with integral anderrun guard for HGV. Swap system permitted.	313404600001	69,0	25,1	150	3000 3500	17000 9400	
towball recommended	329103600001	8,2	25,1	120	3000 3500	17000 9400	

Towing bracket
with integral anderrun guard
order no. 342179600001
and towball
order no. 329103600001




under run guard
approval no.: e13-6130



Towball is not included.

	order no.	 kg	D-value kN	 kg	 kg		
Towing bracket with integral anderrun guard for HGV. Swap system permitted.	342179600001	76,0	23,5	150	3500	z.B. 7500	
towball recommended	329103600001	8,2	25,1	120			

Towing bracket
with integral anderrun guard
order no. 314052600001
and towball
order no. 329062600001



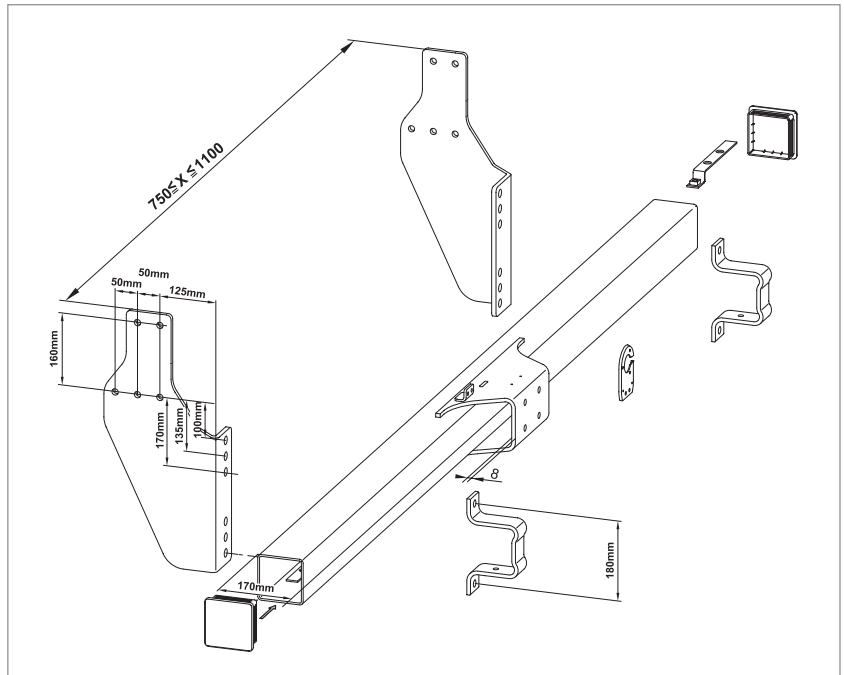
Towball is not included.

	order no.	 kg	D-value kN	 kg	 kg		
Towing bracket for HGV Swap system permitted.	314052600001	27,2	16,4	100	2000	10000	
towball recommended	329062600001						

Universal HGV-electrical kits for 12V	order no.	car specific	flash control	coding	PDCcut off	perma- nent plus	charging line	electrical connec- tion	moun- ting time	
	300201300113	-	A	-	-	D1	L1	V		

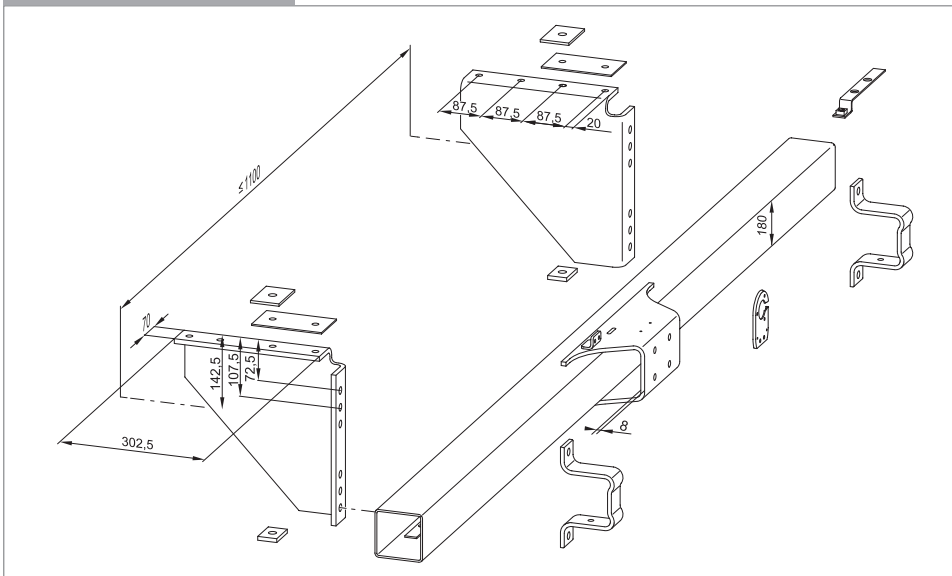
Technical data for universal HGV towbars

all measurements in mm

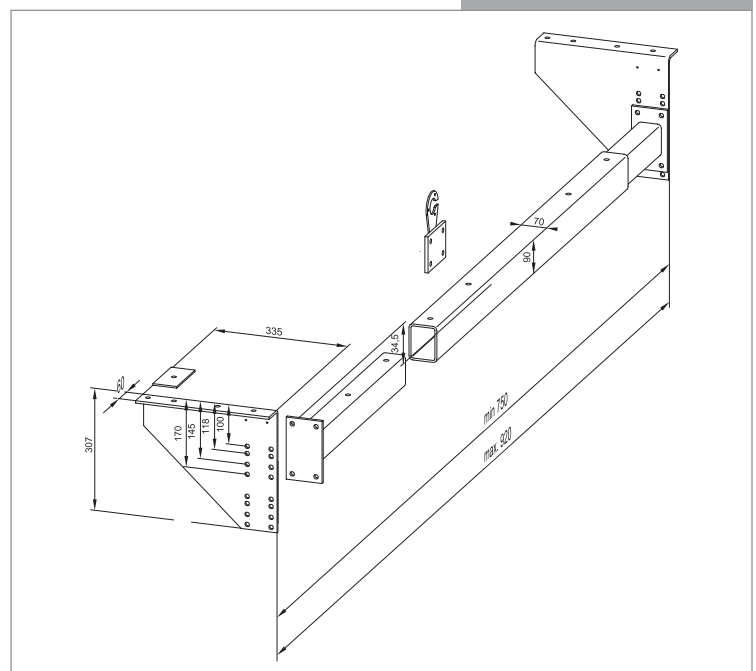


342 179

313 404





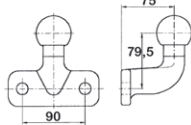
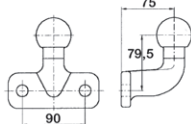
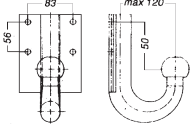
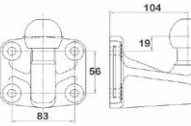
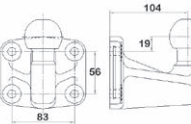
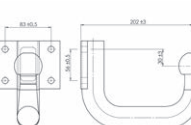
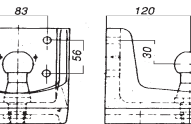
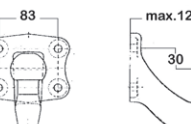
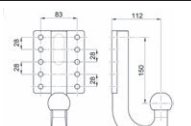
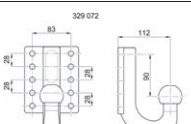
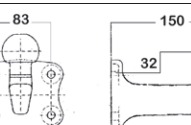
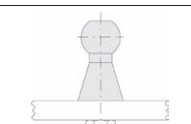


314 052



Towing brackets universally applicable due to 2-dimensional adjustment (height and width)

Towballs and Couplings for HGV and Off-Road Vehicles

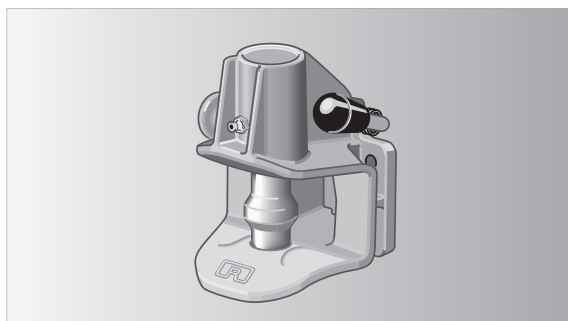
	order no.		D-Value kN			kg 	
	329076600001	2,4	17,0	150	2.500 or 2.200 or 2.000	5.600 or 8.100 or 11.500	
	incl. 2 screws M 16 x 50, 8.8						
	329080600001	2,4	20,0	150	2.500 or 2.800 or 3.500	11.000 or 7.500 or 4.880	
	incl. 2 screws M 16 x 50, 8.8						
	329042600001	4,4	17,2	100	2.800 or 2.500 or 2.000	4.700 or 5.800 or 14.200	
	329059600001 (discontinued)	3,0	23,5	150	2.800 or 3.100 or 3.500	15.000 or 10.000 or 7.500	
	329141600001	4,0	24,8	250	3.500 or 3.815 or 3.385	9.115 or 7.500 or 10.000	
	329143600001	4,5	17,5	200	4.900 or 6.200 or 3.600	2.800 or 2.500 or 3.500	
	329103600001	8,5	25,1	120	3.500 or 2.500 or 3.000	9.400 or 40.000 or 17.000	
	329062600001	3,6	23,5	150	2.800 or 3.100 or 3.500	15.000 or 10.000 or 7.500	
	329071600001	4,1	17,5	150	2.500 or 2.800 or 3.500	6.200 or 4.900 or 3.600	
	329072600001	3,7	17,5	150	2.500 or 2.800 or 3.500	6.200 or 4.900 or 3.600	
	329089600001	2,8	17,5	150	2.800 or 2.500 or 3.500	4.900 or 6.200 or 3.600	
	329113600001	1,0	17,17	140	2.800 oder 2.500 oder 2.000	4.700 oder 5.800 oder 14.000	

Mounting parts for Couplings

traverse of the towing vehicle or towing bracket	towball or coupling (order no. ends with ...600001)	screw kit*	
8 - 12 mm	329 042 329 059, 329 062, 329 071, 329 072 329 060, 329 089, 329 103	900 040 632 340 900 045 632 325 900 055 632 552	
15 - 20 mm	329 042, 329 057, 329 062, 329 071, 329 072 329 059 329 060, 329 103	900 050 632 424 900 055 632 552 900 060 632 523	
60 - 65 mm	329 042, 329 062, 329 071, 329 072 329 059 329 060, 329 103, 329 089	900 095 632 553 900 100 632 527 900 105 632 554	
65 - 70 mm	329 042, 329 062, 329 071, 329 072 329 059 329 060, 329 103, 329 089	900 100 632 527 900 105 632 554 900 110 632 505	
70 - 75 mm	329 042, 329 062, 329 071, 329 072 329 059 329 060, 329 103, 329 089	900 105 632 554 900 110 632 505 900 115 632 524	
75 - 80 mm	329 042, 329 062, 329 071, 329 072 329 059 329 060, 329 103, 329 089	900 110 632 505 900 115 632 524 900 120 632 516	
80 - 85 mm	329 042, 329 062, 329 071, 329 072 329 059 329 060, 329 103, 329 089	900 115 632 524 900 120 632 516 900 125 632 504	
85 - 90 mm	329 042, 329 062, 329 071, 329 072 329 059 329 060, 329 103, 329 089	900 120 632 516 900 125 632 504 900 130 632 539	
90 - 95 mm	329 042, 329 062, 329 071, 329 072 329 059 329 060, 329 103, 329 089	900 125 632 504 900 130 632 539 900 135 632 379	

* Each kit contains: 4 screws M10 10.9, 4 nuts, 8 washers.
4th - 6th position of the part no. indicates the length of the screws in mm.

Coupling bolt




Coupling bolt

Rockinger-Nr. 243A11000

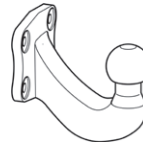
order no.	screw-hole circle mm	D-Value kN	Dc-Value kN (depends on the height of the ball)	kg	kg	
342090600001	83 x 56	18,0	min. 18,0 max. 30,0	5,0	250	

Swap system

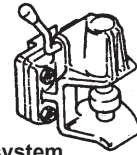


order no.	set	screw-hole circle mm	D/Dc-Value kN	kg	kg
329064600001	1 base plate 2 exchangeable plates 1 cover	83 x 56	18,5	3,5	120

Application in association with:



towball



coupling system

*screws / mounting parts (depending on towing brackets and couplings) regard below.

Spare parts for swap system 329064600001

order no.	Bezeichnung
929 064 605 002	base plate
900 001 508 003	O ring
929 064 605 101	exchangeable plate
929 064 630 101	cover
929 064 625 001	bolt

Mounting parts for swap system

screw kit*	Towball or coupling on adapting plate	flange	screws
900 050 636 186	329 042	5 - 10 mm	M 10 x 50
900 055 636 187	329 059, 329 062, 329 072, 329 089 Rockinger bolt coupling	10 - 15 mm	M 10 x 55
900 060 636 188	329 060, 329 103	15 - 20 mm	M 10 x 60

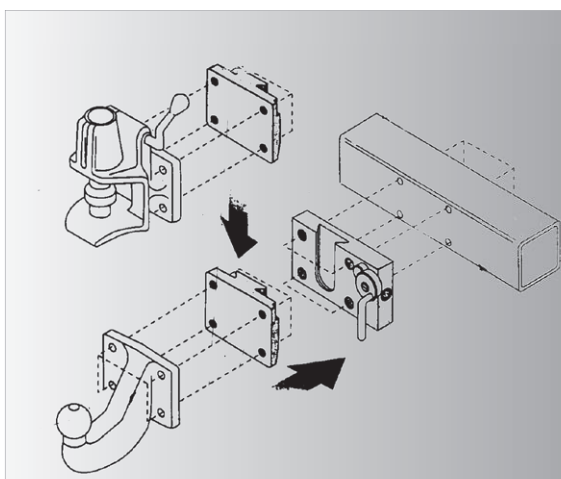
screw kit*	base plate on towing vehicle or towbar	screws
900 040 636 176	8 - 12 mm	M 10 x 40
900 100 636 180	70 - 75 mm	M 10 x 100
900 110 636 182	80 - 85 mm	M 10 x 110
900 130 636 185	95 - 105 mm	M 10 x 130

* Each kit contains

4 screws M10 (10.9)
4 nuts M10
4 washers 10,5

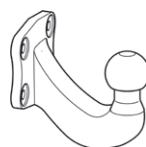
4th - 6th position of the part no. indicates the length of the screws in mm.

Swap system




order no.	set	screw-hole circle mm	D/Dc-Value kN	kg	kg
342032600001	1 ground plate 2 exchangeable plates	83 x 56	30	5,8	120

Application in association with:




towball



coupling system

*screws / mounting parts (depending on towing brackets and couplings) regard below.

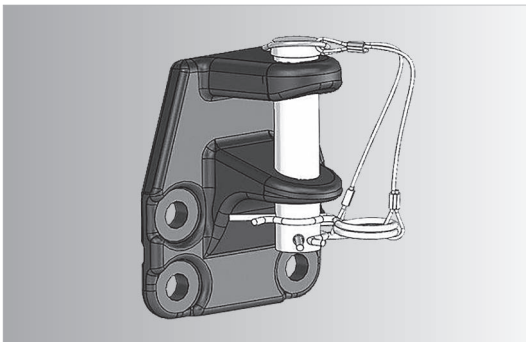
Accessories Special Couplings



order no.	900 001 005 062
max. total weight kg	3500
vertical load kg	140
D-value kN	20,2
weight kg	3,0

The combination with the swap systems 329064600001 and 329073600001 is not possible.

Special Couplings



order no.	329 142 600 001
flange plate	
hole Ø mm	17
diameter mm	4-Loch, 90 x 40
max. total weight kg	3500
D-value kN flange	23,4
vertical load kg ball	350
weight kg	3,5




To tow trailers with ring coupling. Perfect for heavy vehicles

order no.	329 091 600 001
flange plate	114 x 73
hole Ø mm	17
diameter mm	2-holes, 90
max. total weight kg	3500
opening mm	50 Ø
D-value kN	27,5
vertical load kg	150
weight kg	3,5



To tow trailers with a ball or ring coupling. Perfect for heavy vehicles

order no.	329 094 600 001	329 090 600001 discontinued	329 131 600 001
flange plate	122 x 91	122 x 91	122 x 91
hole Ø mm	17	10-11	17
diameter mm	2-holes, 90	4-holes, 83 x 56	2-holes, 90
max. total weight kg	3500	3500	3500
D-value kN	31	31	31
vertical load kg	340	340	340
weight kg	5,2	5,2	5,2



With square receptor tube and 51,5 x 51,5 mm in diameter

order no.	342 171 600 001	900001001850
set	1 ground plate 1 towball (2-holes) 1 socket holder 1 mounting kit	1 ground plate 1 mounting kit
D/Dc-vlaue	17,17	17,17
weight kg	8	2,7
vertical load kg	140	140
towing capacity kg	3500	2700

Towbars

Accessories

Spare parts

Accessories



Towball cover (10 pcs.)

package 100 pieces: order no. 917 034 630 100
package 800 pieces: order no. 9170 34 630 101

order no.: 917 034 630 010



Towball cover blue "Baseball cap" (10 pcs.)

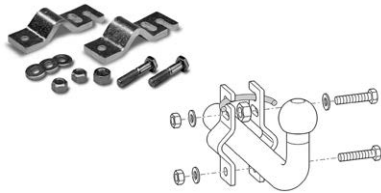
package 50 pieces: order no. 300 050 001 909

order no.: 300 010 001 909



Snap gauge

order no.: 900 001 535 051



Bracket

for the safety breakaway rope of the trailer

order no.: 935 211 627 001



Bracket 50 mm Ø

for the safety breakaway rope of the trailer

order no.: 921 540 627 001



Bracket 56 mm Ø

for the safety breakaway rope of the trailer

order no.: 905 243 627 001



Bracket 84 mm Ø

for the safety breakaway rope of the trailer

order no.: 905 276 627 001

Accessories



Presentation rack for towbars

(towbars are not included)

order no.: 300 100 600 001

Steps



Step

for Mercedes-Benz Sprinter II and VW LT Crafter 03/06-
(van and minibus)

Only in conjunction with towbars WAM no.:
313 267/272/273/376 600001

order no.: 313 285 600 001



Step universal

for all universal HGV towbars with 4 hole towballs and
universal HGV towbars with 2 hole towballs with a hole
spacing of 90 mm

e.g. Citroen Jumper, Fiat Ducato, Mercedes Sprinter,
Peugeot Boxer, VW Crafter

order no.: 313 440 600 001

Side caps for towing brackets



Side cap (2 pcs.) (measurements: 100x100 mm)

342035, 332110, 342076/313146/313192/313193,
313404/342179

order no.: 900 001 503 587

Spare parts for detachable towbars



Key for lock automatic towball

(package 2 pcs.)

*The last two digits are the numbers that appear on the key head or that you have noted in your manual. Declaration and procedure for ordering keys please find on our website www.westfalia-automotive.com.

order no.: 942 001 513 2xx



Master key set for detachable towbars

order no.: 942 001 513 999



Cover for lock automatic towball

(package 10 pieces)

order no.: 905 112 630 101



Skai leather zip bag (for all detachable towbars)

order no.: 900 001 504 923



Metal nut

(incl. 4 steel balls, 1 circlip)
of the ball up to 36 mm

order no.: 903 062 622 101



Metal nut

(incl. 4 steel balls, 1 circlip)
of the ball up to 40 mm

order no.: 914 234 622 101



Leg spring

for manual detachable system

order no.: 903 057 626 001

Plug covers for detachable towbars

oder no. towbar ... 600001	oder no. plug cover	oder no. towbar ... 600001	oder no. plug cover	oder no. towbar ... 600001	oder no. plug cover	oder no. towbar ... 600001	oder no. plug cover
303078	903 078 630 121	303478	913 183 630 121	305262	903 078 630 121	306195	903 011 630 108
303085	903 078 630 121	304059	903 011 630 108	305263	905 219 630 103	306197	903 011 630 108
303095	903 078 630 121	304060	903 011 630 108	305269	905 063 630 103	306203	903 011 630 108
303124	903 078 630 121	304064	916 114 630 120	305276	905 219 630 103	306206	903 011 630 108
303127	903 078 630 121	304068	913 183 630 121	305277	903 078 630 121	306211	903 011 630 108
303130	903 078 630 121	304072	913 183 630 121	305291	905 063 630 103	306215	903 078 630 121
303140	903 140 630 103	304073	913 183 630 121	305300	903 078 630 121	306217	914 234 630 101
303144	903 078 630 121	304075	913 183 630 121	305302	905 146 630 101	306218	903 140 630 103
303155	903 078 630 121	304076	913 183 630 121	305309	903 137 630 101	306220	914 234 630 101
303170	903 137 630 101	304079	913 183 630 121	305314	903 137 630 101	306222	903 078 630 121
303185	903 140 630 103	304092	913 183 630 121	305323	913 183 630 121	306224	903 078 630 121
303189	903 078 630 121	304100	913 183 630 121	305350	913 183 630 121	306226	903 011 630 108
303202	903 140 630 103	304128	933 034 630 101	305365	905 368 608 001	306230	903 140 630 103
303205	903 078 630 121	304131	913 183 630 121	305384	921 630 630 121	306231	903 078 630 121
303207	903 137 630 101	304137	933 034 630 101	305398	903 137 630 101	306232	903 011 630 108
303228	903 078 630 121	304139	913 183 630 121	305400	913 183 630 121	306235	903 011 630 108
303229	903 078 630 121	304144	913 183 630 121	305403	921 630 630 121	306237	913 183 630 121
303230	903 078 630 121	304145	913 183 630 121	305405	921 630 630 121	306238	913 183 630 121
303231	903 078 630 121	304148	913 183 630 121	305407	913 183 630 121	306239	913 183 630 121
303232	903 078 630 121	304149	913 183 630 121	305412	913 183 630 121	306240	913 183 630 121
303235	903 140 630 103	304152	913 183 630 121	305413	903 137 630 101	306241	913 183 630 121
303240	903 078 630 121	304160	913 183 630 121	305415	903 137 630 101	306244	903 078 630 121
303264	903 078 630 121	304209	903 034 630 101	305423	913 183 630 121	306245	913 183 630 121
303266	903 078 630 121	304212	903 034 630 101	305425	905 368 608 001	306246	913 183 630 121
303273	921 630 630 121	305112	905 063 630 103	305429	913 183 630 121	306247	913 183 630 121
303290	903 137 630 101	305131	905 051 630 106	305437	903 137 630 101	306249	913 183 630 121
303292	921 630 630 121	305156	905 063 630 103	305437	903 137 630 101	306250	913 183 630 121
303294	921 630 630 121	305161	905 063 630 103	305445	905 368 608 001	306254	913 183 630 121
303304	903 078 630 121	305164	914 234 630 101	305447	913 183 630 121	306262	913 183 630 121
303314	921 630 630 121	305170	905 063 630 103	305451	913 183 630 121	306264	903 011 630 108
303317	913 183 630 121	305176	905 146 630 101	305465	913 183 630 121	306265	903 078 630 121
303323	903 078 630 121	305191	905 063 630 103	305555	913 183 630 121	306266	903 078 630 121
303330	903 078 630 121	305195	905 063 630 103	306115	903 011 630 108	306269	913 183 630 121
303336	921 630 630 121	305196	905 063 630 103	306128	903 011 630 108	306271	903 137 630 101
303338	903 078 630 121	305197	905 063 630 103	306160	914 234 630 101	306275	903 078 630 121
303340	921 630 630 121	305206	905 146 630 101	306161	903 011 630 108	306277	913 183 630 121
303352	903 078 630 121	305220	905 146 630 101	306166	903 011 630 108	306279	913 183 630 121
303368	921 630 630 121	305223	903 078 630 121	306168	914 234 630 101	306286	903 078 630 121
303372	903 078 630 121	305224	914 234 630 101	306172	914 234 630 101	306291	913 183 630 121
303394	921 630 630 121	305225	903 140 630 103	306174	914 234 630 101	306310	916 211 630 121
303398	913 183 630 121	305243	905 063 630 103	306176	903 011 630 108	306311	916 211 630 121
303404	921 630 630 121	305244	905 063 630 103	306187	903 078 630 121	306319	933 034 630 101
303412	913 183 630 121	305245	905 063 630 103	306189	914 234 630 101	306321	913 183 630 121
303476	913 183 630 121	305246	905 063 630 103	306190	903 011 630 108	306322	913 183 630 121

Plug covers for detachable towbars

oder no. towbar ... 600001	oder no. plug cover	oder no. towbar ... 600001	oder no. plug cover	oder no. towbar ... 600001	oder no. plug cover	oder no. towbar ... 600001	oder no. plug cover
306323	913 183 630 121	307335	921 630 630 121	313192	903 137 630 101	314267	903 078 630 121
306333	933 034 630 101	307336	921 630 630 121	313195	903 078 630 121	314270	913 183 630 121
306350	933 034 630 101	307338	913 183 630 121	313200	903 078 630 121	314281	913 183 630 121
306353	913 183 630 121	307340	913 183 630 121	313204	903 078 630 121	314283	903 078 630 121
306356	921 630 630 121	307343	913 183 630 121	313211	903 078 630 121	314287	903 078 630 121
306361	903 078 630 121	307355	913 183 630 121	313214	903 078 630 121	314289	913 183 630 121
306369	903 078 630 121	307356	913 183 630 121	313222	903 078 630 121	314293	913 183 630 121
306371	903 078 630 121	307385	942 097 630 121	313231	903 078 630 121	314295	903 078 630 121
306372	903 078 630 121	307430	900 001 005 405	313234	913 183 630 121	314305	913 183 630 121
306374	903 078 630 121	307441	913 183 630 121	313239	903 078 630 121	314307	903 078 630 121
306379	933 034 630 101	307455	921 630 630 121	313241	903 078 630 121	314309	900 001 005 405
306381	933 034 630 101	307458	913 183 630 121	313252	921 630 630 121	314310	913 183 630 121
306383	913 183 630 121	307461	921 630 630 121	313276	903 078 630 121	314341	913 183 630 121
306384	913 183 630 121	307463	913 183 630 121	313340	903 137 630 101	314342	913 183 630 121
306387	921 628 630 121	307464	921 630 630 121	313361	921 630 630 121	314348	900 001 059 080
306389	921 630 630 121	307474	913 183 630 121	313373	913 183 630 121	314350	921 630 630 121
306392	913 183 630 121	307476	913 183 630 121	313382	903 078 630 121	314351	921 630 630 121
306393	913 183 630 121	307480	921 630 630 121	313398	913 183 630 121	314354	903 078 630 121
306394	913 183 630 121	307481	921 630 630 121	313400	913 183 630 121	314357	921 630 630 121
306400	921 630 630 121	307495	921 630 630 121	313403	913 183 630 121	314372	921 630 630 121
306405	921 628 630 121	307497	921 630 630 121	313406	903 137 630 101	314386	921 630 630 121
306407	921 628 630 121	307498	921 630 630 121	313421	903 137 630 101	314392	921 630 630 121
306476	903 078 630 121	307501	913 183 630 121	313432	913 183 630 121	314406	903 078 630 121
306519	913 183 630 121	307507	913 183 630 121	313434	921 630 630 121	314409	913 183 630 121
307200	903 078 630 121	307522	913 183 630 121	313436	921 630 630 121	314415	921 630 630 121
307210	903 078 630 121	307565	921 630 630 121	313438	903 078 630 121	314416	921 630 630 121
307233	914 234 630 101	307567	913 183 630 121	313439	903 078 630 121	314420	916 114 630 120
307235	903 078 630 121	307581	913 183 630 121	313503	913 183 630 121	314434	921 630 630 121
307237	903 078 630 121	307659	913 183 630 121	313506	913 183 630 121	314436	903 078 630 121
307239	903 078 630 121	313062	903 011 630 108	313507	913 183 630 121	314437	903 078 630 121
307242	903 078 630 121	313073	903 078 630 121	313515	903 137 630 101	314440	921 630 630 121
307245	903 078 630 121	313082	903 078 630 121	313640	913 183 630 121	314448	903 078 630 121
307247	903 078 630 121	313090	903 011 630 108	314232	914 234 630 101	314451	913 183 630 121
307265	913 183 630 121	313097	903 078 630 121	314234	914 234 630 101	314461	913 183 630 121
307269	903 078 630 121	313117	903 011 630 108	314235	914 234 630 101	314470	921 630 630 121
307286	933 034 630 101	313120	903 078 630 121	314237	914 234 630 101	314472	903 078 630 121
307290	933 034 630 101	313129	913 183 630 121	314239	903 078 630 121	314473	921 630 630 121
307291	933 020 630 101	313160	903 078 630 121	314244	914 234 630 101	314486	913 183 630 121
307305	913 183 630 121	313167	903 078 630 121	314247	903 011 630 108	314488	913 183 630 121
307308	913 183 630 121	313174	903 078 630 121	314251	903 078 630 121	314490	921 630 630 121
307329	921 630 630 121	313176	903 078 630 121	314254	914 234 630 101	314500	903 078 630 121
307330	913 183 630 121	313179	903 078 630 121	314257	903 078 630 121	314501	903 078 630 121
307332	921 630 630 121	313183	913 183 630 121	314259	903 137 630 101	314510	913 183 630 121
307333	913 183 630 121	313189	913 183 630 121	314266	903 078 630 121	314510	913 183 630 121

Plug covers for detachable towbars

oder no. towbar ... 600001	oder no. plug cover	oder no. towbar ... 600001	oder no. plug cover	oder no. towbar ... 600001	oder no. plug cover	oder no. towbar ... 600001	oder no. plug cover
314513	913 183 630 121	315176	900 001 059 080	316267	913 183 630 121	317066	921 630 630 121
314515	921 628 630 122	315178	913 183 630 121	316269	933 034 630 101	317086	921 630 630 121
314582	913 183 630 121	315182	913 183 630 121	316273	913 183 630 121	317088	903 078 630 121
314584	913 183 630 121	315185	913 183 630 121	316278	916 211 630 121	317102	921 630 630 121
314586	913 183 630 121	315188	913 183 630 121	316284	933 034 630 101	317105	903 078 630 121
314588	913 183 630 121	315190	913 183 630 121	316287	933 034 630 101	317107	921 630 630 121
315039	903 011 630 108	315244	921 628 630 121	316291	933 034 630 101	317114	921 630 630 121
315049	903 011 630 108	316097	903 011 630 108	316294	913 183 630 121	317117	903 078 630 121
315050	903 011 630 108	316100	903 011 630 108	316297	913 183 630 121	317128	903 078 630 121
315055	903 078 630 121	316108	903 011 630 108	316307	933 034 630 101	317130	921 630 630 121
315059	903 011 630 108	316110	914 234 630 101	316310	933 034 630 101	317132	921 630 630 121
315060	903 011 630 108	316112	903 011 630 108	316312	933 034 630 101	317134	913 183 630 121
315062	903 011 630 108	316114	916 114 630 120	316315	913 183 630 121	317141	921 630 630 121
315073	903 011 630 108	316117	916 114 630 120	316320	913 183 630 121	317168	913 183 630 121
315074	903 011 630 108	316119	916 114 630 120	316322	913 183 630 121	320040	903 078 630 121
315076	903 011 630 108	316123	903 011 630 108	316324	913 183 630 121	320042	903 011 630 108
315078	903 011 630 108	316128	903 078 630 121	316325	933 034 630 101	320044	903 011 630 108
315080	914 234 630 101	316137	913 183 630 121	316326	933 034 630 101	320048	903 078 630 121
315084	903 011 630 108	316140	913 183 630 121	316334	933 034 630 101	320050	913 183 630 121
315085	903 011 630 108	316142	913 183 630 121	316335	933 034 630 101	320053	913 183 630 121
315086	903 011 630 108	316143	913 183 630 121	316337	913 183 630 121	320057	903 078 630 121
315087	903 011 630 108	316145	913 183 630 121	316342	913 183 630 121	320060	903 078 630 121
315088	903 078 630 121	316152	913 183 630 121	316344	933 034 630 101	320064	921 630 630 121
315090	913 183 630 121	316156	903 078 630 121	316355	933 034 630 101	320066	903 078 630 121
315092	903 137 630 101	316166	913 183 630 121	316359	913 183 630 121	320068	913 183 630 121
315096	903 078 630 121	316176	913 183 630 121	316363	913 183 630 121	320070	900 001 005 405
315097	903 137 630 101	316177	913 183 630 121	316366	913 183 630 121	320072	913 183 630 121
315098	903 078 630 121	316186	903 078 630 121	316387	913 183 630 121	320074	900 001 005 405
315100	903 011 630 108	316192	903 078 630 121	316389	913 183 630 121	320075	913 183 630 121
315103	903 078 630 121	316194	903 078 630 121	316407	913 183 630 121	320076	913 183 630 121
315105	913 183 630 121	316197	907 286 630 001	316432	913 183 630 121	320080	913 183 630 121
315107	913 183 630 121	316199	907 286 630 001	316448	913 183 630 121	320085	900 001 005 405
315109	903 078 630 121	316207	913 183 630 121	317016	903 078 630 121	320088	900 001 059 080
315111	933 034 630 101	316209	913 183 630 121	317021	903 011 630 108	320092	900 001 005 405
315114	933 034 630 101	316214	916 211 630 121	317023	903 011 630 108	320097	921 628 630 121
315115	933 034 630 101	316217	907 286 630 001	317035	903 078 630 121	320102	921 630 630 121
315119	913 183 630 121	316220	933 034 630 101	317036	903 078 630 121	320114	913 183 630 121
315150	913 183 630 121	316222	933 034 630 101	317044	903 078 630 121	320115	921 630 630 121
315152	913 183 630 121	316225	921 630 630 121	317046	903 078 630 121	320117	913 183 630 121
315158	913 183 630 121	316227	921 630 630 121	317047	903 078 630 121	320167	913 183 630 121
315167	900 001 059 080	316250	916 211 630 121	317056	903 078 630 121	320170	913 183 630 121
315168	900 001 059 080	316252	916 211 630 121	317058	903 078 630 121	320172	913 183 630 121
315171	913 183 630 121	316262	913 183 630 121	317060	903 078 630 121	321330	903 078 630 121
315175	913 183 630 121	316265	913 183 630 121	317064	921 630 630 121	321399	903 011 630 108

Plug covers for detachable towbars

oder no. towbar ... 600001	oder no. plug cover	oder no. towbar ... 600001	oder no. plug cover	oder no. towbar ... 600001	oder no. plug cover	oder no. towbar ... 600001	oder no. plug cover
321405	903 078 630 121	321869	921 630 630 121	332235	903 078 630 121	335360	921 630 630 121
321407	903 011 630 108	321871	921 630 630 121	332240	933 034 630 101	335364	903 078 630 121
321408	903 011 630 108	321873	921 630 630 121	332241	933 034 630 101	335367	903 078 630 121
321409	903 011 630 108	321878	921 630 630 121	332247	903 078 630 121	335372	900 000 059 080
321423	914 234 630 101	321885	921 630 630 121	332262	933 034 630 101	335383	913 183 630 121
321424	903 078 630 121	321907	921 628 630 121	332265	913 183 630 121	335393	903 078 630 121
321441	903 078 630 121	322064	913 183 630 121	332296	913 183 630 121	335398	916 114 630 120
321453	903 078 630 121	323045	905 146 630 101	332303	913 183 630 121	335411	903 078 630 121
321464	903 078 630 121	323052	905 146 630 101	332304	921 630 630 121	335414	913 183 630 121
321468	903 078 630 121	323062	923 062 630 101	332305	921 630 630 121	335419	921 630 630 121
321505	903 078 630 121	323079	903 078 630 121	332323	913 183 630 121	335421	903 078 630 121
321508	903 078 630 121	323080	903 078 630 121	332323	913 183 630 121	335455	913 183 630 121
321523	903 078 630 121	323084	903 078 630 121	332327	903 078 630 121	335495	913 183 630 121
321525	903 137 630 101	323097	903 078 630 121	332330	913 183 630 121	338038	903 137 630 101
321537	903 078 630 121	323100	903 078 630 121	335106	913 183 630 121	338054	900 001 059 080
321540	903 078 630 121	323102	921 630 630 121	335201	903 011 630 108	338058	907 286 630 001
321543	921 630 630 121	323107	903 137 630 101	335210	903 011 630 108	338059	903 011 630 108
321546	921 546 608 001	323121	903 137 630 101	335216	914 234 630 101	338066	913 183 630 121
321556	903 078 630 121	323149	913 183 630 121	335218	903 011 630 108	338075	900 001 005 405
321605	903 137 630 101	323150	913 183 630 121	335221	903 011 630 108	338081	913 183 630 121
321626	903 011 630 108	323157	913 183 630 121	335225	914 234 630 101	338087	900 001 059 080
321628	921 630 630 121	323171	913 183 630 121	335231	903 011 630 108	338090	933 034 630 101
321630	921 630 630 121	324012	903 011 630 108	335239	913 183 630 121	338092	933 034 630 101
321647	921 630 630 121	324013	903 011 630 108	335240	916 114 630 120	338094	900 001 059 080
321651	921 630 630 121	324015	914 234 630 101	335250	903 137 630 101	338098	913 183 630 121
321659	903 078 630 121	324019	914 234 630 101	335268	913 183 630 121	338104	913 183 630 121
321673	903 078 630 121	324021	933 020 630 101	335281	903 011 630 108	338110	921 630 630 121
321691	913 183 630 121	324022	933 034 630 101	335282	933 020 630 101	338116	913 183 630 121
321700	921 630 630 121	324028	913 183 630 121	335285	913 183 630 121	338120	913 183 630 121
321728	913 183 630 121	324040	900 001 059 170	335289	913 183 630 121	338126	921 630 630 121
321730	921 630 630 121	327014	905 063 630 103	335291	913 183 630 121	338128	913 183 630 121
321736	903 137 630 101	327068	913 183 630 121	335295	913 183 630 121	340031	903 011 630 108
321738	921 630 630 121	332120	903 011 630 108	335302	913 183 630 121	340037	903 078 630 121
321740	921 630 630 121	332122	903 011 630 108	335304	913 183 630 121	340039	903 078 630 121
321748	903 078 630 121	332124	903 011 630 108	335305	913 183 630 121	340040	905 063 630 103
321751	921 630 630 121	332135	914 234 630 101	335323	913 183 630 121	340052	903 078 630 121
321775	903 078 630 121	332154	903 078 630 121	335325	913 183 630 121	340066	913 183 630 121
321778	921 630 630 121	332176	903 078 630 121	335327	933 034 630 101	340068	933 034 630 101
321815	921 630 630 121	332186	903 078 630 121	335344	913 183 630 121	340072	903 137 630 101
321823	921 630 630 121	332198	903 078 630 121	335346	913 183 630 121	340074	933 034 630 101
321838	903 078 630 121	332206	903 078 630 121	335353	913 183 630 121	340076	900 001 005 405
321852	921 630 630 121	332223	903 078 630 121	335355	913 183 630 121	340081	913 183 630 121
321863	921 630 630 121	332227	903 078 630 121	335357	913 183 630 121	340093	921 630 630 121
321866	921 630 630 121	332232	903 078 630 121	335358	913 183 630 121	340094	921 630 630 121

Plug covers for detachable towbars

oder no. towbar ... 600001	oder no. plug cover	oder no. towbar ... 600001	oder no. plug cover	oder no. towbar ... 600001	oder no. plug cover	oder no. towbar ... 600001	oder no. plug cover
340095	921 628 630 121	342188	913 183 630 121	345016	903 137 630 101	346071	913 183 630 121
340097	921 630 630 121	342189	913 183 630 121	345021	903 078 630 121	346072	913 183 630 121
340132	913 183 630 121	342197	921 630 630 121	345026	933 034 630 101	346074	913 183 630 121
341003	903 137 630 101	342200	913 183 630 121	345028	903 078 630 121	346083	913 183 630 121
341004	914 234 630 101	342205	813 183 630 121	345036	903 078 630 121	346084	913 183 630 121
341006	933 034 630 101	342207	913 183 630 121	345039	903 078 630 121	346087	913 183 630 121
341016	933 034 630 101	342209	913 183 630 121	345055	900 000 059 080	346093	913 183 630 121
341018	913 183 630 121	342217	921 630 630 121	345059	903 078 630 121	346104	913 183 630 121
341021	913 183 630 121	342221	921 630 630 121	345065	913 183 630 121	346106	913 183 630 121
341024	913 183 630 121	343023	903 011 630 108	345068	913 630 630 121	346112	913 183 630 121
342062	903 011 630 108	343024	903 078 630 121	345070	913 183 630 121	346124	913 183 630 121
342068	914 234 630 101	343037	933 020 630 101	345077	913 183 630 121	346126	913 183 630 121
342092	903 078 630 121	343038	913 183 630 121	345079	913 183 630 121	348002	903 011 630 108
342093	903 137 630 101	343040	913 183 630 121	345080	933 034 630 101	348003	903 011 630 108
342097	903 137 630 101	343043	933 034 630 101	345082	913 183 630 121	348007	903 011 630 108
342098	903 137 630 101	343044	933 034 630 101	345084	913 183 630 121	348009	903 011 630 108
342099	903 137 630 101	343046	913 183 630 121	345086	913 183 630 121	348012	903 011 630 108
342103	913 183 630 121	343047	913 183 630 121	345090	913 183 630 121	348014	933 020 630 101
342105	913 183 630 121	343056	913 183 630 121	345092	913 183 630 121	348016	913 183 630 121
342107	933 034 630 101	343058	913 183 630 121	345096	913 183 630 121	348018	903 078 630 121
342113	903 137 630 101	343061	921 630 630 121	345112	921 630 630 121	348020	900 001 005 405
342125	900 001 005 405	343063	921 630 630 121	345113	913 183 630 121	348022	913 183 630 121
342127	916 211 630 121	343067	913 183 630 121	345115	913 183 630 121	348024	900 001 005 405
342129	900 001 005 405	343074	921 630 630 121	345117	913 183 630 121	348026	913 183 630 121
342131	913 183 630 121	343076	921 630 630 121	345119	913 183 630 121	348028	913 183 630 121
342136	916 211 630 121	343080	913 183 630 121	345127	913 183 630 121	348031	900 001 005 405
342138	900 001 059 080 od.:	343088	913 183 630 121	345129	913 183 630 121	348033	900 001 059 080
342138	900 001 059 170	344008	903 011 630 108	345139	913 183 630 121	348035	913 183 630 121
342139	900 001 005 405	344024	903 011 630 108	345141	913 183 630 121	348037	921 628 630 121
342140	900 001 005 405	344027	903 011 630 108	346016	903 137 630 101	348063	921 630 630 121
342151	900 001 059 080	344031	903 011 630 108	346019	903 078 630 121	348065	921 630 630 121
342153	900 001 059 080	344039	903 078 630 121	346021	913 183 630 121	348078	913 183 630 121
342154	900 001 059 080	344044	913 183 630 121	346024	933 034 630 101	348080	913 183 630 121
342155	900 001 059 080	344048	913 183 630 121	346026	913 183 630 121	349025	921 630 630 121
342157	900 001 059 405	344050	903 078 630 121	346047	900 001 059 080	349027	921 630 630 121
342159	900 001 059 080	344054	905 146 630 101	346049	913 183 630 121	349039	903 078 630 121
342163	900 001 059 080	344060	921 630 630 121	346051	900 001 059 080	342197	921 628 630 121
342165	900 001 005 405	344074	905 146 630 101	346057	900 001 005 405		
342172	900 001 059 080	344079	921 630 630 121	346059	900 001 005 405		
342177	900 001 005 405	344094	913 183 630 121	346060	913 183 630 121		
342178	921 630 630 121	344102	913 183 630 121	346061	913 183 630 121		
342183	913 183 630 121	344111	913 183 630 121	346064	913 183 630 121		
342185	921 628 630 121	345003	903 011 630 108	346066	913 183 630 121		

Wiring Kits

Accessories

Spare parts

Universal wiring kits (12 V on-board electrical systems)



Turn signal monitoring by flash unit with C2 function

Universally applicable for vehicles **without** Checkcontrol system, with European 3-pin replacement flash unit with C2 connection with rear fog light shutdown

order no.

300 060 300 107

300 060 300 113

300 061 300 107 (with adapter for deviant flash unit wiring)

300 061 300 113 (with adapter for deviant flash unit wiring)

300 096 300 157 (only wire set for vehicles with C2 feature)

300 096 300 163 (only wire set for vehicles with C2 feature)



Turn signal monitoring by control unit with double flashing rate

Universally applicable for vehicles **without** Checkcontrol system, with rear fog light and acoustic parking system shutdown

order no.

300 052 300 107 (socket with screw contacts, extended socket supplyline, e.g.: for flatbed) (discontinue model)

300 052 300 113 (socket with screw contacts, extended socket supplyline, e.g.: for flatbed)

300 072 300 107 (socket with screw contacts)

300 072 300 113 (socket with screw contacts)

300 073 300 113 (flat 40 mm socket with crimp contact and cable inlet on the side)



Turn signal monitoring by control unit with double flashing rate

Universally applicable for vehicles **with** Checkcontrol system, with rear fog light and acoustic parking system shutdown

order no.

300 056 300 107 (socket with screw contacts, extended socket supplyline, e.g.: for flatbed)

300 056 300 113 (socket with screw contacts, extended socket supplyline, e.g.: for flatbed)



Turn signal monitoring by control unit with acoustic error message

Universally applicable for vehicles **with** Checkcontrol system, partially also for vehicles with data bus technology (CAN), with rear fog light and parking system shutdown

order no.

300 210 300 107 (socket with screw contacts)

300 210 300 113 (socket with screw contacts)

Extension kits



Continuous positive and charging line extension kit

Contains the connection for contact 9 and 10 acc. DIN/ISO 11446 incl. fuse and cut-off relay, 12 V

order no.: 300 025 300 113



10p CCM 506 079 (only complete kit)

Signal amplification for Checkcontrol, continuous positive necessary

order no.: 300 025 300 173



Electric Kit, towbar

(Catalogue identification "D1" in the 16 table column)
Contains the connection for contact 9 (13) acc. DIN/ISO 11446 incl. fuse.

order no.: 300 027 300 113



charging cable (extension kit)

(Catalogue identification "L1" in the 17 table column)
Contains the connection for contact 10 and 11 acc. DIN/ISO 11446 incl. fuse and cut-off relay, 12 V

order no.: 300 028 300 113



Rear fog light / Acoustic parking system switch-over kit

Contains a switch-over relay (12V)/ Connection accessories for changing the polarity of the specific function, for example earth-switched rear fog lights on the vehicle.

order no.: 300 065 300 005

Control units 12V – Signal strenghtening moduls



Identification no. (from the original control unit)		replaced by	part no.	
506004	control unit 12V EJH		900001506004	
506005	control unit ASTM-12		900001506005	
506079	control unit CC-extension		900001506079	
506244	control unit ASTM PRO -C1	X	900001506499	
506274	control unit ALM 10/1		900001506274	
506308	control unit ASG 2000-121	X	900001506274	
506434	control unit ASG 2000-221		900001506434	
506447	control unit ASG 2000-361		no longer available	
506471	control unit Jaeger A52040211		no longer available	
506472	control unit EJH 321132-W203		no longer available	
506473	control unit EJH 321133-A4	X	900001506434	
506499	control unit ASTM Pro V4		900001506499	
506542	control unit ASTM 10		900001506542	
506578	control unit ECS 5D033		900001506578	
506623	control unit WAM ASTM-R		900001506623	
506633	control unit WESTFALIA-Lightcontrol (LC)		900001506633	
506723	control unit 14P. -5030		no longer available	
506727	control unit Universal 58 231 021		no longer available	
506730	control unit 10P TLM C2+54		no longer available	
506848	control unit 14P 321059		900001506848	
506857	control unit Vol. SIK 10		no longer available	
506862	control unit 9P. 2(4)x21W 321054		no longer available	
506906	control unit ASTM PRO B1		no longer available	
506907	control unit ASTRA/ ZAFIRA UN17		900001506907	
506974	control unit WAM vehicle tester (LCT)		900001506974	
506978	control unit ASTM PRO A1	X	900001506499	
507042	control unit ECS 5C040		900001507042	
507044	control unit ASTM PRO V4 TD		900001507044	
507059	control unit Lightcontrol (LC-L)-TD		no longer available	
507075	control unit EJH 321112		900001507075	
507082	control unit EJH 321113		900001507082	
507085	control unit EJH 321114		900001507085	
507091	control unit 14P. EH 9509		900001507091	

Control units 12V – UCC-control units

control units that
are connected to the
CAN net



Example illustration for
UCC moduls

Identification no. (from the original control unit)		replaced by	part no.	
506625	Uni CAN controll BMW UCC-1		900001506625	
506626	Uni CAN controll PSA UCC-1 with buzzer		900001506626	
506627	Uni CAN controll Ford UCC-1		900001506627	
506628	Uni CAN controll Volvo UCC-1		no longer available	
506629	Uni CAN controll Daimler UCC-1		900001506629	
506630	Uni CAN controll VW UCC-1		900001506630	
506631	Uni CAN controll Vauxhall UCC-1		900001506631	
506632	Uni CAN controll Volvo UCC-2		no longer available	
506668	Uni CAN controll Volvo UCC-3		900001506668	
506669	Uni CAN controll Volvo UCC-4		no longer availabe	
506670	Uni CAN controll MA/FO UCC-1		900001506670	
506722	Uni CAN controll BMW UCC-3		no longer available	
506737	Uni CAN controll BMW UCC-2		900001506625	
506738	Uni CAN controll Ford UCC-2		900001506738	
506796	Uni CAN controll PSA UCC-2		no longer available	
506822	Uni CAN controll Daimler UCC-2		900001506822	
506823	Uni CAN controll Fiat UCC-1 with buzzer		900001506823	
506824	Uni CAN controll Fiat UCC 2		no longer available	
506867	Uni CAN controll Ford UCC-4		900001506867	
506964	Uni CAN controll PSA UCC-3		900001506964	
507005	Uni CAN controll Renault UCC V-1		900001507005	
507007	Uni CAN controll BMW UCC HV-1		900001507007	
507040	Uni CAN controll Daimler UCC V4.0		900001507040	
507043	Uni CAN controll Daimler UCC V3		900001507043	
507062	Uni CAN controll Ford UCC 5		900001507062	
507097	Uni CAN controll VW UCC 2		no longer available	
507098	Uni CAN controll VW UCC 3		900001507098	

Control units 12V – CAN-Module



Example illustration
for CAN-moduls

Identification no. (from the original control unit)		replaced by	part no.	
506156	CAN control unit DC Hella 5DS 008 895		900001506156	
506171	CAN control unit DC Hella 5DS 008 102		no longer available	
506173	CAN control unit DC Hella 5DS 008 493		900001506173	
506195	CAN control unit DC		no longer available	
506229	CAN control unit DC		no longer available	
506248	CAN control unit DC		no longer available	
300001 506573	CAN control unit DC	X	900001506873	
300001 506873	CAN control unit DC		900001506873	

Control units 12V – CAN-Module



Example illustration
for CAN-moduls

Identification no. (from the original control unit)		replaced by	part no.	
506077	CAN control unit AAG	X	900001506758	
506151	CAN control unit AAG	X	900001506758	
506153	CAN control unit AAG	X	900001506758	
506328	CAN control unit AAG	X	900001506758	
506352	CAN control unit AAG	X	900001506758	
300001 506553	CAN control unit AAG	X	900001506758	
300001 506558	CAN control unit AAG	X	900001506758	
300001 506658	CAN control unit AAG	X	900001506758	
300001 506758	CAN control unit AAG		900001506758	
300001 506194	CAN control unit AAG	X	900001506653	
300001 506557	CAN control unit AAG		900001506557	
300001 506560	CAN control unit AAG		900001506560	
300001 506561	CAN control unit AAG	X	no longer available	
300001 506562	CAN control unit AAG		900001506653	
300001 506569	CAN control unit AAG		900001506569	
300001 506667	CAN control unit AAG		900001506667	
300001 506687	CAN control unit AAG		900001506569	
300001 506697	CAN control unit AAG		900001506697	
300001 506821	CAN control unit AAG		900001506821	
300001 506710	CAN control unit AAGS		900001506710	
300001 506790	CAN control unit AAGS		900001506790	
300001 506869	CAN control unit AAGS	X	900001506869	
300001 506870	CAN control unit AAGS		900001506870	
300001 507025	CAN control unit AAGS		900001506869	
300001 507012	CAN control unit AAGS		900001507012	
300001 507014	CAN control unit AAGS		900001507014	
300001 507015	CAN control unit AAGS		900001507015	
300001 507016	CAN control unit AAGS		900001507016	

Relays 12 V



Rear fog light switch-off relay

30 = input (rear fog light switch)
87 a = open contact (rear fog light vehicle)
85 = output socket (rear fog light trailer)

order no.: 900 001 506 053



Turn signal (French)

4-pin (506 148)
C = 49 a output flash unit
+ = 49 input flash unit
- = 31 earth
R = C 1st indicator

order no.: 900 001 506 147



Amplifier up to 25A (changer)

1 = 86 = input control wire
2 = 85 = earth control wire
3 = 30 = input connecting contact
4 = 87a = opener connection contact
5 = 87 = closer connection contact

order no.: 900 001 506 186



Warning blinker switch with C2 function

(VW T4 07/98-)

order no.: 900 001 506 287



Amplifier up to 70A

1 = 86 = input control wire
2 = 85 = earth control wire
3 = 30 = input connecting contact
4 = 87a = opener connection contact
5 = 87 = closer connection contact

order no.: 900 001 506 464



Relay (Mini-model, e.g. Espace, Alfa, Fiat, ... (506 742))

1 = 86 = input control wire
2 = 85 = earth control wire
3 = 30 = input connecting contact
4 = 87a = opener connection contact
5 = 87 = closer connection contact

order no.: 900 001 506 742



Turn signal (European)

3-pin + C2 (506 811)
B = 49 input flash unit
L = 49 a output flash unit
E = 31 earth

order no.: 900 001 506 811

Relays 12 V



Turn signal (European) (kit with C2 light and cable)

3-pin + C2 (506 811)
B = 49 input flash unit
L = 49 a output flash unit
E = 31 earth

order no.: 900 002 506 811

Control Units and Sockets

Wiring kits	Identification no.	Relay	Socket	
			7 pins Order no.	13 pins Order no.
Order no.		Order no.		
300025300173	Control unit 10p 506079	only complete wiring kit		
300052300107/113	Control unit 12p ALM12/1/ASTM12/ASG2000-121	900001506005	900001506424	900001506439
300056300107/113	Control unit 30p 506 270 A	900001506499	900001506424	900001506439
300060300107/113	Relay 3p+2p C2 506 811	900001506811	900001506424	900001506680
300061300107/113	Relay 3p+2p C2 506 811	900001506811	900001506424	900001506680
300061300107/113	Adapter	900061305001		
300070300107/113	Control unit 10p ALM 10/1 (former: 582070002)	900001506274	900001506424	900001506680
300071300107/113	Control unit 22p (58 231 024)	900001506104	900001506054	900001506387
300072300107/113	Control unit 12p ALM12/1/ASTM12/ASG2000-121	900001506005	900001506397	900001506001
300073300113	Control unit 12p ALM12/1/ASTM12/ASG2000-121	900001506005	-	900001506124
300076300107/113	Control unit 22p ASG 2000-221	900001506434	900001506424	900001506439
300077300107/113	Control unit 22p 506 434	900001506434	900001506424	900001506439
300077300107/113	Control unit 30p 506 270 A	900001506499	900001506424	900001506439
300078300107/113	Control unit ASTM pro V4 (former: ASTM pro C1)	900001506499	900001506424	900001506439
300080300107/113	Flashadapter EKS 2000	900001506811	900001506424	900001506680
300200300113	Relay 30p 506691	900001506691	-	900001506439
300201300113	Control unit 22p ASTM LC	900001506633	-	900001506439
300210300107/113	Control unit 22p ASTM LC	900001506633	900001506424	900001506439
303056300107/113	Relay 4p Westfalia	900001507786	900001506397	900001506680
303116300107/113	Relay 8p 54 220 003	900001506961	900001506424	900001506680
303117300107/113	Relay 8p 54 220 003	900001506961	900001506424	900001506680
303119300107/113	Relay 8p 54 220 003	900001506961	900001506424	900001506680
303120300107/113	Relay 8p 54 220 003	900001506961	900001506424	900001506680
303121300113	Control unit 15p 6 908 767	900001506563	-	900001506439
303122300113	Relay 8p 54 220 003	900001506961	-	-
303123300113	Control unit 15p 8 369 019 / 6 908 767	900001506563	-	900001506439
303124300113	Control unit 15p 8 369 019 / 6 908 767	900001506563	-	900001506439
303127300113	Control unit 15p 8 369 019 / 6 908 767	900001506563	-	900001506439
303137300113	Control unit 15p 8 369 019 / 6 908 767	900001506563	-	900001506680
303140300107/113	Control unit 15p 8 369 019 / 6 908 767	900001506563	900001506384	900001506439
303180300107/113	Control unit 12p ALM12/1/ASTM12/ASG2000-121	900001506005	900001506424	900001506439
303189300113	Control unit 15p 8 369 019 / 6 908 767	900001506563	-	900001506439
303202300113	Control unit ASTM pro V4 (former: ASTM pro C1)	900001506499	-	900001506386
303205300113	Control unit ASTM pro V4 (former: ASTM pro C1)	900001506499	-	900001506387
303235300113	Control unit ASTM pro V4 (former: ASTM pro C1)	900001506499	-	900001506386
303240300113	Control unit ASTM pro V4 (former: ASTM pro C1)	900001506499	-	900001506387
303338300107/113	Control unit BMW (former: UCC-3) UCC-2	900001506737	900001506397	900001506001
303352300107/113	Control unit BMW UCC-HV-1	900001507007	900001506424	900001506439
303368300113	Control unit BMW UCC-HV-1	900001507007	-	900001506439
303372300113	Control unit BMW UCC-HV-1	900001507007	-	900001506439
303372300113	Control unit BMW UCC-HV-1	900001507007	-	900001506607
303450300113	Control unit 18+10p 506577 (5F001)	900001506577	-	900001506439
303451300107/113	Control unit BMW (former: UCC-1) UCC-2	900001506737	900001506424	900001506439
303460300107/113	Control unit BMW (former: UCC-1) UCC-2	900001506737	900001506424	900001506439
303461300113	Control unit 18+10p 506577 (5F001)	900001506577	-	900001506439
304047300107/113	Relay 3p+2p C2 506 811	900001506811	900001506424	900001506680
304054300107/113	Control unit 12p ALM12/1/ASTM12/ASG2000-121	900001506005	900001506424	900001506439
304060300107/113	Relay 3p+2p C2 506 811	900001506811	900001506424	900001506680

Control Units and Sockets

Wiring kits	Identification no.	Relay	Socket	
			7 pins Order no.	13 pins Order no.
Order no.		Order no.		
304061300107/113	Control unit 12p ALM12/1/ASTM12/ASG2000-121	900001506005	900001506424	900001506439
304064300107/113	Control unit 12p ALM12/1/ASTM12/ASG2000-121	900001506005	900001506424	900001506439
304144300113	Control unit PSA (former: UCC-2) UCC-3	900001506964	-	900001506001
304152300107/113	Control unit PSA (former: UCC-2) UCC-3	900001506964	900001506397	900001506001
304157300113	Control unit PSA UCC-3	900001506964	-	900001506439
304157300113	Control unit PSA (former: UCC-2) UCC-3	900001506964	-	900001506439
304203300107/113	UCC2.0 LS OPEL PSA	900001508153	900001506424	900001506680
304400300107/113	WA_PSA_UCC-1	900001506626	900001506548	900001506439
304401300107/113	WA_PSA_UCC-1	900001506626	900001506548	900001506439
304402300107/113	WA_PSA_UCC-1	900001506626	900001506548	900001506439
304510300107/113	Relay 3p+2p C2 506 811	900001506811	900001506424	900001506680
305155300107/113	Relay 3p+2p C2 506811	900001506811	900001506424	900001506680
305161300107/113	Control unit 8p 321099/321105/321106	900001506252	900001506397	900001506386
305171300107/113	Control unit ASTM pro V4 (former: ASTM 30)	900001506499	900001506424	900001506439
305177300107/113	Control unit 12p ALM12/1/ASTM12/ASG2000-121	900001506005	900001506397	900001506001
305179300107/113	Control unit 14p 321095	900001506399	900001506054	900001506386
305180300107/113	Control unit 12p ALM12/1/ASTM12/ASG2000-121	900001506005	900001506397	900001506001
305191300107/113	Control unit ASTM pro V4 (former: ASTM 30)	900001506499	900001506424	900001506439
305205300107/113	Control unit 10+14+14op 321133	900001506473	900001506397	900001506001
305206300107/113	Control unit ASTM pro V4 (former: ASTM 30)	900001506499	900001506397	900001506001
305207300107/113	Control unit 14p 321095	900001506399	900001506054	900001506386
305208300107/113	Control unit ASTM pro V4 (former: ASTM pro C1)	900001506499	900001506397	900001506001
305209300107/113	Control unit ASTM pro V4 (former: ASTM pro C1)	900001506499	900001506397	900001506001
305210300107/113	Control unit 5DS 008 408-10	900001506101	900001506397	900001506124
305212300107/113	Control unit 506205	900001506205	900001506397	900001506124
305213300107/113	Control unit 506205	900001506205	900001506397	900001506124
305213300107/113	Control unit 300001506653	900001506653	900001506054	900001506386
305214300107/113	Control unit 300001506562	900001506653	900001506397	900001506124
305215300107/113	Control unit 5DS 008 408-10	900001506653	900001506054	900001506386
305216300107/113	Control unit 300001506557	900001506557	900001506397	900001506124
305220300107/113	Control unit 14p 321095	900001506399	900001506054	900001506386
305221300107/113	Control unit 12p ALM12/1/ASTM12/ASG2000-121	900001506005	900001506397	900001506001
305222300107/113	Control unit 30p ASTM 30	900001506275	900001506397	900001506001
305223300107/113	Control unit 12p ALM12/1/ASTM12/ASG2000-121	900001506005	900001506397	900001506001
305224300107/113	Control unit 10+14+14op 321133	900001506473	900001506397	900001506001
305226300113	Control unit AAG	900001506765	-	900001506386
305227300113	Control unit AAG	900001506765	-	900001506124
305228300107/113	Control unit 30p ASTM 30	900001506499	900001506424	900001506439
305255300107/113	Control unit AAG	900001506328	900001506424	900001506124
305256300107/113	Control unit 300001506558	900001506558	900001506397	900001506124
305268300113	Control unit 300001506560	900001506560	900001506397	900001506124
305269300107	Control unit AAG	900001506765	900001506397	-
305269300113	Control unit AAG	900001506479	-	900001506124
305272300107/113	Control unit AAG	900001506327	900001506397	900001506124
305329300107/113	1K0.907.383.F	900001506658	900001506344	900001506123
305330300107/113	1K0.907.383.F	900001506658	900001506344	900001506123
305384300113	4H0.907.383.C	900001506663	-	900001506123

Control Units and Sockets

Wiring kits	Identification no.	Relay	Socket	
			7 pins Order no.	13 pins Order no.
Order no.		Order no.		
305385300113	4G8.907.383	900001506710	-	900001506123
305385300113	Control unit spare part 4G8.907.383	900001506710	-	900001506710
305386300113	4G8.907.383	900001506710	-	900001506123
305387300113	Control unit AAG 2. Gen. 4G8.907.383.B	900001507015	-	900001506607
305403300107/113	Control unit AAG	900001506821	900001506397	900001506617
305404300107/113	Control unit AAG	900001506821	900001506397	900001506617
305406300107/113	Control unit AAG	900001506821	900001506397	900001506617
305407300107/113	Control unit AAG 2. Gen. 5Q0.907.383.L	900001507014	900001506548	900001506607
305408300107/113	Control unit AAG 2	900001507014	900001506397	900001506617
305410300107/113	Control unit 506758	900001506153	900001506397	900001506124
305417300107/113	Steuergerät VW UCC V3	900001507098	900001506424	900001506617
305437300113	Control unit AAGS 2. Gen. 4M0.907.383.F	900001506870	-	900001506617
305437300107/113	Control unit AAGS 2. Gen. 4M0.907.383.F	900001506870	900001506424	900001506617
305466300113	Control unit AAGS 2. Gen. 4M0.907.383.F	900001506870	-	900001506607
305486300107/113	Control unit AAGS 2. Gen. 4M0.907.383.F	900001506870	900001506424	900001506607
305500300113	Control unit AAG	900001506569	-	900001506387
306126300113	Control unit 16p 58 231 021/12V	900001506727	-	900001506680
306142300107/113	Relay 3p+2p C2 506811	900001506811	900001506424	900001506680
306150300107/113	Relay 3p+2p C2 506811	900001506811	900001506424	900001506680
306151300107/113	Relay 3p+2p C2 506811	900001506811	900001506424	900001506680
306152300107/113	Relay 3p+2p C2 506811	900001506811	900001506424	900001506680
306153300107/113	Relay 3p+2p C2 506811	900001506811	900001506424	900001506680
306154300107/113	Relay 3p+2p C2 506811	900001506811	900001506424	900001506680
306174300107/113	Control unit 12p ALM12/1/ASTM12/ASG2000-121	900001506005	900001506424	900001506439
306175300107/113	Control unit 30p 506270	900001506499	900001506424	900001506439
306186300107/113	Control unit 30p 506270	900001506499	900001506424	900001506439
306189300113	Control unit 30p 506270	900001506499	-	900001506439
306197300107/113	Relay 4p Westfalia	900001507786	900001506424	900001506680
306201300107/113	Relay 4p Westfalia	900001507786	900001506424	900001506680
306203300113	Control unit 16p 58 231 021/12V	900001506727	-	900001506680
306204300107/113	Control unit 30p 506270	900001506499	900001506424	900001506439
306215300107/113	Control unit 30p 506270	900001506499	900001506424	900001506439
306216300107/113	Control unit 12p ALM12/1/ASTM12/ASG2000-121	900001506005	900001506424	900001506439
306217300001	Control unit ALM12/1/ASTM12/ASG2000-121	900001506005	-	-
306218300113	Control unit 30p 506691	900001506691	-	900001506386
306220300113	Control unit ASTM pro V4 (former: ASTM pro C1)	900001506499	-	900001506386
306221300107/113	Control unit ASTM pro V4 (former: ASTM pro C1)	900001506499	900001506397	900001506386
306224300107/113	Control unit ASTM pro V4 (former: ASTM 31)	900001506499	900001506397	900001506386
306226300107/113	Control unit 12p ALM12/1/ASTM12/ASG2000-121	900001506005	900001506424	900001506439
306227300107/113	Control unit 12p ASTM 12	900001506005	900001506424	900001506438
306231300107/113	Control unit ASTM pro V4 (former: ASTM 31)	900001506499	900001506424	900001506439
306237300107/113	Control unit ASTM pro V4 (former: ASTM 31)	900001506499	900001506397	900001506001
306238300107/113	Control unit ASTM pro V4 (former: ASTM 31)	900001506499	900001506424	900001506439
306239300113	Control unit ASTM pro V4 (former: ASTM 31)	900001506499	-	900001506439
306240300107/113	Control unit ASTM pro V4 (former: ASTM 31)	900001506499	900001506424	900001506439
306249300107/113	Control unit ASTM pro V4	900001506499	900001506397	900001506124
306252300107/113	Control unit ASTM pro V4 (former: ASTM 31)	900001506499	900001506397	900001506386

Control Units and Sockets

Wiring kits	Identification no.	Relay	Socket	
			7 pins Order no.	13 pins Order no.
Order no.		Order no.		
306254300113	Control unit ASTM pro V4	900001506499	-	900001506124
306260300113	Control unit 30p 506270 A	900001506499	-	900001506124
306263300107/113	Control unit 30p 506270 A	900001506499	900001506397	900001506001
306265300107/113	Control unit ASTM pro V4	900001506499	900001506424	900001506439
306271300107/113	Control unit ASTM pro V4	900001506499	900001506424	900001506439
306353300113	Control unit 30p 506270 A	900001506499	-	900001506001
306371300107/113	Control unit ASTM pro V4	900001506499	900001506397	900001506124
306374300107/113	Control unit ASTM pro V4	900001506499	900001506397	900001506001
306375300107/113	Control unit UCC-1 Fiat		900001506424	900001506001
306383300113	Control unit ASTM pro V4	900001506499	-	900001506439
306392300113	Control unit ASTM pro V4	900001506499	-	900001506439
306394300107/113	Control unit ASTM pro V4	900001506499	900001506424	900001506439
306397300107/113	Control unit ASTM pro V4	900001506499	900001506424	900001506438
306441300113	Control unit ASTM pro V4	900001506499	-	900001506001
306451300113	UCC2.0 HS FCA	900001507189	-	900001506124
306467300113	Control unit ASTM pro V4	900001506499		900001506710
306469300113	Control unit ASTM PRO V4	900001506499	-	900001506123
306507300107/113	Relay 3p+2p C2 506811	900001506811	900001506424	900001506680
306508300107/113	Relay 3p+2p C2 506811	900001506811	900001506424	900001506680
306510300107/113	Control unit 30p 506270 A	900001506499	900001506424	900001506439
306520300113	Control unit 12p ASTM 10	900001506542	-	900001506387
306527300113	Control unit ASTM pro V4	900001506499	-	900001506124
306530300107/113	Control unit 506270 A	900001506499	900001506424	900001506439
306531300107/113	Control unit 506270 A	900001506499	900001506424	900001506439
306531300107/113	Control unit 30p ASTM pro V4	900001506499	900001506424	900001506439
306540300113	Control unit 30p (ASTM pro C1 former) ASTM V4	900001506499	-	900001506439
306550300107/113	Control unit 30p (ASTM pro C1 alt) ASTM V4	900001506499	900001506397	900001506386
306560300113	Control unit 30p (ASTM pro C1 former) ASTM V4	900001506499	-	900001506386
306570300113	Control unit 506270 A	900001506499	-	900001506386
306580300113	Control unit 506270 A	900001506499	900001506424	900001506439
306590300107/113	Control unit Lancia	900001506691	900001506424	900001506439
306592300113	Control unit 7p 58 227 001	900001506540	-	900001506387
306605300107/113	Control unit ASTM pro V4	900001506499	900001506424	900001506439
306606300113	Control unit 506270 A	900001506499	-	900001506001
306640300107/113	Control unit ASTM pro V4	900001506499	900001506424	900001506439
307120300107/113	Control unit 12p ALM12/1/ASTM12/ASG2000-121	900001506005	900001506397	900001506386
307121300107/113	Control unit 12p ASTM 10	900001506542	900001506424	900001506439
307122300113	Control unit 14p 321059	900001506848	-	900001506439
307162300107/113	Relay 3p+2p C2 506811	900001506811	900001506424	900001506680
307194300107/113	Relay 3p+2p C2 506811	900001506811	900001506424	900001506680
307200300107/113	Control unit 12p ASTM 12	900001506005	900001506397	900001506386
307231300107/113	Control unit 12p ASTM 12	900001506005	900001506397	900001506386
307232300107/113	Control unit 12p ASTM 12	900001506005	900001506424	900001506438
307234300107/113	Control unit 10p/12p 5C006 / ASTM 12	900001506398	900001506397	900001506001
307234300107/113	Control unit 10p/12p 5C006 / ASTM 12	900001506005	900001506397	900001506001
307240300107/113	Control unit 12p ALM12/1/ASTM12/ASG2000-121	900001506005	900001506397	900001506386
307242300107/113	Control unit 12p ALM12/1/ASTM12/ASG2000-121	900001506005	900001506424	900001506439

Control Units and Sockets

Wiring kits	Identification no.	Relay	Socket	
			7 pins Order no.	13 pins Order no.
Order no.		Order no.		
307244300107/113	Control unit 12p ALM12/1/ASTM12/ASG2000-121	900001506005	900001506424	900001506439
307260300113	Control unit 12p ASTM 10	900001506542	-	900001506387
307260300107/113	Control unit 12p ALM12/1/ASTM12/ASG2000-121	900001506005	900001506424	900001506439
307264300107/113	Control unit 12p ALM12/1/ASTM12/ASG2000-121	900001506005	900001506397	900001506439
307280300107/113	Control unit 12p ALM12/1/ASTM12/ASG2000-121	900001506005	900001506397	900001506386
307290300107/113	Control unit 12p ALM12/1/ASTM12/ASG2000-121	900001506005	900001506397	900001506001
307360300107/113	Control unit 12p ALM 12/1 ASTM 10	900001506542	900001506397	900001506386
307376300113	Flash Control - (2+1)* 21 W	900001506786	-	
307385300107/113	Control unit Ford UCC-4	900001506867	900001506424	900001506439
307386300107/113	Control unit Ford UCC-4	900001506867	900001506424	900001506439
307397300107/113	Control unit ASTM LC	900001506633	900001506397	900001506001
307400300107/113	Control unit Ford UCC-1	900001506627	900001506424	900001506439
307402300107/113	Control unit Ford UCC-2 506738	900001506738	900001506397	900001506001
307442300107/113	Control unit Ford UCC-2 506738	900001506738	900001506397	900001506001
307473300113	Control unit Ford UCC-2 506738	900001506738	-	900001506439
307473300107/113	Control unit Ford UCC-2 506738	900001506738	900001506397	900001506001
307474300107/113	Control unit Ford UCC-2 506738	900001506738	900001506397	900001506001
307478300107/113	Control unit Ford UCC-5 506738	900001507062	900001506397	900001506001
307495300113	Control unit	900001507163	-	-
307499300107/113	Control unit Ford UCC-5 506738	900001507062	900001506397	900001506001
307500300107/113	Control unit Ford UCC-2 506738	900001506738	900001506424	900001506439
307522300113	Control unit 5C040	900001507042	-	900001506439
307556300113	Control unit Ford UCC-5 506738	900001507062	-	900001506439
307573300113	Control unit	900001507042	-	900001506439
307575300113	Control unit Ford UCC-5 506738	900001507062	-	900001506439
307576300107/113	UCC2.0 HS Ford Ka+	900001508155	900001506424	900001506680
313004300107	Control unit 58 211 001	900001507401	900001506424	-
313053300107/113	Control unit 13p 5DK 004 087-02	900001507900	900001506424	900001506680
313061300107/113	Control unit 7p 58 227 001	900001506540	900001506424	900001506680
313067600107/113	Control unit 7p 58 227 001	900001506540	900001506424	900001506680
313072300107	Control unit 12p ALM12/1/ASTM12/ASG2000-121	900001506005	900001506424	-
313082300107/113	Control unit ASTM pro V4 (former: ASTM 30)	900001506499	900001506424	900001506680
313084300107/113	Control unit 14p+22p ASG 2000-361	900001506447	900001506424	900001506439
313084300107/113	Control unit 14p+22p 321132 PA66GS30	900001506472	900001506424	900001506439
313101300107/113	Control unit 7p 58 227 01	900001506540	900001506424	900001506680
313103300107/113	Control unit 12p ALM12/1/ASTM12/ASG2000-121	900001506005	900001506424	900001506439
313105300107/113	Control unit 5DS 008 769-10	900001506172	900001506424	900001506439
313108300113	Control unit AAG A9069009901	900001507050	-	900001506439
313116300107/113	no control unit necessary	-	900001506054	900001506387
313117300107/113	not available	-	900001506397	900001506386
313120300107/113	Control unit 10p ALM 10/1 (former: 58207002)	900001506274	900001506424	900001506680
313120300107/113	Control unit 12p ALM12/1/ASTM12/ASG2000-121	900001506005	900001506424	900001506439
313121300107/113	Control unit 30p (ASTM pro C1 former) ASTM V4	900001506499	900001506397	900001506386
313122300107/113	Control unit 5DS 008 769-10	900001506172	900001506424	900001506439
313134300113	not necessary	-	-	900001506386
313135300113	not necessary	-	-	900001506439
313138300113	not necessary	-	-	900001506438

Control Units and Sockets

Wiring kits	Identification no.	Relay	Socket	
			7 pins Order no.	13 pins Order no.
Order no.		Order no.		
313167300107/113	Control unit 5DS 008 102-107	900001506171	900001506424	900001506439
313168300107/113	Control unit 5DS 008 769-10	900001506172	900001506692	900001506439
313174300107/113	Control unit 12p ALM12/1/ASTM12/ASG2000-121	900001506005	900001506397	900001506001
313176300107/113	Control unit 30p 506 270	900001506499	900001506424	900001506439
313195300107/113	-	-	900001506397	900001506001
313196300107/113	Control unit 5DS 008 493-107	900001506173	900001506397	900001506386
313208300107/113	Control unit 506 156	900001506156	900001506397	900001506439
313210300107/113	Control unit 506 156	900001506156	900001506397	900001506124
313211300107/113	Control unit 300001506573	900001506573	900001506397	900001506124
313212300107/113	Control unit 300001506573	900001506573	900001506397	900001506124
313215300113	UCC2.0 HS Mercedes	900001508160	-	900001506680
313217300113	UCC2.0 HS Mercedes	900001508160	-	900001507180
313231300107/113	Control unit Daimler UCC-2 506822	900001506822	900001506424	900001506123
313234300107/113	Control unit 12p ALM12/1/ASTM12/ASG2000-121	900001506005	-	900001506438
313361300107/113	Control unit Daimler UCC-1	900001506629	900001506397	900001506124
313386300143	Control unit Daimler UCC-1	900001506629	-	900001506124
313398300107/113	Control unit Daimler UCC-1	900001506629	900001506424	900001506124
313406300113	Control unit Daimler UCC-1	900001506629	-	900001506124
313430300113	Control unit Daimler UCC-1	900001506629	-	900001506124
313432300107/113	Control unit Daimler UCC-4	900001507040	900001506397	900001506124
313432300107/113	Control unit Daimler UCC-4	900001507040	900001506424	900001506710
313436300107/113	Control unit Daimler UCC-3	900001507043	900001506397	900001506001
313445300113	UCC2.0 HS Mercedes	900001508160	-	900001507180
313446300113	UCC2.0 HS Mercedes	900001508160	-	900001507180
314237300107/113	Control unit 12p ALM12/1/ASTM12/ASG2000-121	900001506005	900001506424	900001506439
314244300107/113	Control unit 12p ALM12/1/ASTM12/ASG2000-121	900001506005	900001506424	900001506439
314245300107/113	Control unit 14p/12p 321095	900001506399	900001506054	900001506387
314245300107/113	Control unit 14p/12p ASTM 12	900001506005	900001506054	900001506387
314250300107/113	Relay 3p+2p C2 506811	900001506811	900001506424	900001506680
314251300107/113	Relay 3p+2p C2 509811	900001506811	900001506424	900001506680
314253300107/113	Relay 3p+2p C2 512811	900001506811	900001506424	900001506680
314254300107/113	Relay 3p+2p C2 515811	900001506811	900001506424	900001506680
314256300107/113	Relay 3p+2p C2 518811	900001506811	900001506424	900001506680
314257300107/113	Relay 3p+2p C2 521811	900001506811	900001506424	900001506680
314257300107/113	Control unit 12p ALM12/1/ASTM12/ASG2000-121	900001506005	900001506424	900001506439
314263300107/113	Control unit 12p ALM12/1/ASTM12/ASG2000-121	900001506005	900001506424	900001506439
314263300107/113	Control unit 12p ASTM R	900001506623	900001506424	900001506439
314264300107/113	Control unit 12p ALM12/1/ASTM12/ASG2000-121	900001506005	900001506424	900001506439
314265300107/113	Control unit 12p ALM12/1/ASTM12/ASG2000-121	900001506005	900001506424	900001506439
314267300113	Control unit ASTM R	900001506623	-	900001506439
314274300113	Control unit 321054 / 321130	900001506862	-	900001506439
314275300107/113	Control unit 321054 / 321130	900001506862	-	900001506439
314283300107/113	Control unit 30p ASTM pro A1/C1/V4	900001506499	900001506424	900001506439
314289300107/113	Control unit 12p ALM12/1/ASTM12/ASG2000-121	900001506005	900001506424	900001506439
314295300113	Control unit 16p only available with Vauxhall / Opel dealers	-	-	900001506439
314300300107/113	Control unit 244 538 50	900001506907	900001506424	900001506438
314307300107/113	Control unit ASTM LC	900001506633	900001506424	900001506439

Control Units and Sockets

Wiring kits	Identification no.	Relay	Socket	
			7 pins Order no.	13 pins Order no.
Order no.		Order no.		
314335300113	Control unit ASTM R	900001506623	-	900001506439
314342300107/113	WA Opel UCC-1	900001506631	900001506424	900001506439
314364300113	not necessary		-	
314373300113	Control unit ASTM 10	900001503907	-	900001506439
314386300107/113	WA_Opel_UCC-1	900001506631	900001506424	900001506439
314390300113	only available with Vauxhall / Opel dealers	-	-	900001506387
314400300107/113	Control unit 30p ASTM pro A1/C1/V4	90001506499	900001506424	900001506439
314402300113	only available with Vauxhall / Opel dealers	-	-	900001506387
314422300113	Control unit ASTM LC	900001506633	-	900001506439
314436300107/113	WA_Opel_UCC-1	900001506631	900001506424	900001506439
314451300107/113	Control unit ASTM LC	900001506633	900001506424	900001506439
314513300107/113	WA_Opel_UCC-1	900001506631	900001506397	900001506001
314513300107/113	WA_Opel_UCC-1	900001506631	900001506424	900001506680
314514300107/113	WA Opel UCC-1	900001506631	900001506424	900001506680
314580300113	Control unit UCC2.0 Opel PSA	900001508153	900001506424	900001506680
314860300107/113	Control unit ASTM R	900001506623	900001506054	900001506387
314870300107/113	Control unit ASTM R	900001506623	900001506424	900001506439
315072300107/113	Relay 3p+2p C2 506811	900001506811	900001506424	900001506680
315073300107/113	Relay 3p+2p C2 506811	900001506811	900001506424	900001506680
315097300107/113	Relay 3p+2p C2 506811	900001506811	900001506424	900001506680
315109300107/113	Control unit PSA UCC-1 506626	900001506626	900001506424	900001506439
315110300107/113	Control unit PSA UCC-1 506626	900001506626	900001506397	900001506001
315157300113	Control unit PSA UCC-3	900001506964	-	900001506439
315182300113	Control unit PSA UCC-3	900001506964	-	900001506001
315185300113	Control unit PSA UCC-3	900001506964	-	900001506001
315196300113	Control unit PSA UCC-3	900001506964	-	900001506001
316113300107/113	Control unit 12p ALM12/1/ASTM12/ASG2000-121	900001506005	900001506397	900001506001
316114300113	Control unit 10p ALM 10/1 (former: 58207002)	900001506274	-	900001506001
316114300113	Control unit 12p ALM12/1/ASTM12/ASG2000-121	900001506005	-	900001506001
316117300113	Control unit 10p ALM 10/1 (former: 58207002)	900001506274	-	900001506680
316117300113	Control unit 12p ALM12/1/ASTM12/ASG2000-121	900001506005	-	900001506439
316118300107/113	Control unit 12p ALM12/1/ASTM12/ASG2000-121	900001506005	900001506424	900001506439
316120300107/113	Relay 4p+2p C2 70 BGi000	900001506147	900001506424	900001506439
316123300107/113	Control unit 12p ALM12/1/ASTM12/ASG2000-121	900001506005	900001506424	900001506439
316124300107/113	Relay 5p 54 201 126	900001507731	900001506424	900001506680
316126300107/113	Relay 5p 54 201 126	900001507731	900001506424	900001506680
316128300107/113	ALM12/1/ASTM12/ASG2000-121	900001506005	900001506424	900001506680
316130300107/113	Control unit ASTM 10	900001506542	900001506424	900001506439
316135300113	no control unit	-	-	900001506387
316140300107/113	Control unit 12p ALM12/1/ASTM12/ASG2000-121	900001506005	900001506397	900001506001
316142300107/113	Control unit 12p ALM12/1/ASTM12/ASG2000-121	900001506005	900001506397	900001506001
316143300107/113	Control unit 12p ALM12/1/ASTM12/ASG2000-121	900001506005	900001506397	900001506001
316152300113	Control unit 12p ALM12/1/ASTM12/ASG2000-121	900001506005	900001506397	900001506001
316156300107/113	Control unit 12p ASTM 10	900001506542	900001506424	900001506439
316170300107/113	Control unit 12p ALM12/1/ASTM12/ASG2000-121	900001506005	900001506397	900001506001
316174300107/113	Control unit 12p ALM12/1/ASTM12/ASG2000-121	900001506005	900001506397	900001506001
316174300107/113	Control unit 12p ASTM R	900001506623	900001506397	900001506001

Control Units and Sockets

Wiring kits	Identification no.	Relay	Socket	
			7 pins Order no.	13 pins Order no.
Order no.		Order no.		
316176300113	Control unit 10p TLM C2+54	900001506730	-	900001506680
316187300107/113	Control unit 12p ALM12/1/ASTM12/ASG2000-121	900001506005	900001506397	900001506001
316190300107/113	Control unit ASTM R	900001506623	900001506424	900001506439
316192300107/113	Control unit 12p ALM12/1/ASTM12/ASG2000-121	900001506005	900001506424	900001506439
316205300107/113	no control unit	-	-	900001506680
316207300113	Control unit 321054 / 321130	900001506862	-	900001506001
316214300107/113	Control unit ASTM R	900001506623	900001506424	900001506439
316252300113	Control unit ASTM R	900001506623	-	900001506001
316259300113	Control unit 10p TLM C2+54	900001506730		
316273300107/113	Control unit ASTM LC	900001506633	900001506424	900001506439
316290300107/113	Control unit ASTM LC	900001506633	900001506054	900001506387
316294300107/113	Control unit ASTM LC	900001506633	900001506424	900001506439
316297300107/113	Control unit 22p LC	900001506633	900001506424	900001506439
316300300107/113	no control unit	-	900001506054	900001506387
316312300107/113	Control unit 30p ASTM V4 TD	900001507044	900001506424	900001506439
316315300107/113	Control unit 10p 506623	900001506623	900001506424	900001506439
316318300113	no control unit	-	-	900001506721
316319300113	no control unit	-	-	900001506123
316321300113	Control unit ASTM LC	900001506633	-	900001506439
316333300107/113	Control unit ASTM LC	900001506633	900001506424	900001506439
316334300107/113	Control unit ASTM LC	900001506633	900001506424	900001506439
316337300107/113	Control unit Renault UCC V1	900001507005	900001506424	900001506439
316338300107/113	Control unit ASTM LC	900001506633	900001506424	900001506439
316340300107/113	Control unit ASTM LC	900001506633	900001506424	900001506439
316353300107/113	no control unit	-	900001506054	900001506387
316359300107/113	Control unit ASTM PRO V4_TD	900001507044	900001506548	900001506439
316368300107/113	Control unit ASTM PRO V4_TD	900001507044	900001506548	900001506439
316403300113	Control unit 785087		-	900001506439
316404300113	Control unit 30p ASTM V4 TD	900001507044	-	900001506439
316407300113	Control unit	900001507174	-	900001506439
316410300113	Control unit 10p 506623	900001506623	-	900001506001
316430300107/113	Control unit ASTM LC	900001506633	900001506397	900001506001
316434300107/113	Control unit ASTM LC	900001506633	900001506548	900001506439
316437300113	Control unit 30p ASTM V4 TD	900001507044	-	900001506680
316440300107/113	no control unit	-	900001506054	900001506387
316442300107/113	Control unit 10p 900001506623	900001506623	900001506424	900001506439
316469300113	UCC2.0 HS Dacia Duster II	900001508154	900001506424	900001506680
317007300107/113	Relay 4p Westfalia	900001507786	900001506424	900001506680
317013300107/113	Relay 4p Westfalia	900001507786	900001506424	900001506680
317015300107/113	Control unit 10p ALM 10/1 (former: 58207002)	900001506274	900001506397	900001506001
317015300107/113	Control unit 12p ALM12/1/ASTM12/ASG2000-121	900001506005	900001506397	900001506001
317043300107/113	Control unit 12p ALM12/1/ASTM12/ASG2000-121	900001506005	900001506397	900001506001
317050300107/113	Control unit 12p ALM12/1/ASTM12/ASG2000-121	900001506005	900001506397	900001506001
317056300107/113	Control unit AAG (506328 alt) 506758	900001506758	900001506397	900001506617
317064300107/113	Control unit not necessary	-	900001506054	900001506617
317079300107/113	Control unit 506153	900001506153	900001506397	900001506617
317114300107/113	Control unit AAG2 300001507014	900001507014	900001506397	900001506607

Control Units and Sockets

Wiring kits	Identification no.	Relay	Socket	
			7 pins Order no.	13 pins Order no.
Order no.		Order no.		
317400300107/113	Control unit not necessary	-	900001506054	900001506617
317420300107/113	Control unit AAG 300001506758	900001506758	900001506397	900001506617
320039300107/113	Control unit not necessary	-	900001506424	900001506680
320044300107/113	Relay 3p+2p C2 506811	900001506811	900001506424	900001506680
320049300113	without control unit/Lastrelais 506464	900001506464	-	900001506439
320051300113	Control unit 30p ASTM pro C1/V4	900001506499	-	900001506439
320058300113	Control unit 30p ASTM pro C1/V4	900001506499	-	900001506439
320076300107/113	Control unit Volvo UCC 3 506668	900001506668		900001506439
320102300107/113	Control unit 22p ASTM LC	900001506633	900001506424	900001506439
320108300107/113	Control unit ASTM LC	900001506633	900001506397	900001506001
320117300113	Control unit ASTM LC	900001506633	-	900001506439
320165300107/113	Control unit ASTM LC	900001506633	900001506548	900001506439
320173300107/113	UCC2.0 HS Volvo	900001508159	900001506424	900001506680
320240300107/113	Control unit 16p UCC 1 oder 3	900001506668	900001506424	900001506439
320320300113	Control unit 30p ASTM pro C1/V4	900001506499	-	900001506439
320400300113	Control unit 30p ASTM pro C1/V4	900001506499	-	900001506386
320540300113	Control unit 12p ALM12/1/ASTM12/ASG2000-121	900001506005	-	900001506001
320542300107/113	WA_Volvo_UCC-3	900001506668	900001506548	900001506438
320543300107/113	WA_Volvo_UCC-3	900001506668	900001506424	900001506680
320780300113	Control unit 12p ALM12/1/ASTM12/ASG2000-121	900001506005	-	900001506439
321044300113	Control unit VW UCC1 506630	900001506630	-	900001506124
321106300113	Control unit 5DS 008 769 - 107	900001506172	-	900001506439
321112300107/113	-	-	900 001 506 424	900001506438
321113300107/113	Control unit AAG2 300001507012	900001507012	900001506424	900001506438
321315300107/113	Relay 3p+2p C2 506811	900001506811	900001506424	900001506680
321316300107/113	WBS 6NO 953 253 C	900001506287	900001506424	900001506680
321317300107/113	WBS 6NO 953 253 C	900001506287	900001506424	900001506680
321318300113	WBS 6NO 953 253 C	900001506287	900001506424	900001506680
321327300107/113	Relay 3p+2p C2 506811	900001506811	900001506424	900001506680
321331300107/113	Relay 3p+2p C2 506811	900001506811	900001506424	900001506680
321360300107/113	Relay 3p+2p C2 506811	900001506811	900001506424	900001506680
321361300107/113	Relay 3p+2p C2 506811	900001506811	900001506424	900001506680
321403300107/113	Relay 3p+2p C2 506811	900001506811	900001506424	900001506680
321451300107/113	without control unit	-	900001506054	900001506387
321452300107/113	without control unit	-	900001506054	900001506387
321454300107/113	Control unit 506758	900001506758	900001506054	900001506387
321455300107/113	Control unit 506558, 506658, 506758	900001506758	900001506054	900001506387
321456300107/113	Control unit 506558, 506658, 506758	900001506758	900001506054	900001506387
321457300107/113	Control unit 8p 321099/105/106	900001506252	900001506397	900001506001
321457300107/113	Control unit 12p 321099/105/106	900001506005	900001506397	900001506001
321458300107/113	Control unit 12p ALM12/1/ASTM12/ASG2000-121	900001506005	900001506397	900001506001
321465300107/113	Control unit 12p ALM12/1/ASTM12/ASG2000-121	900001506005	900001506397	900001506001
321468300107/113	WBS-Relay 1C0 953235 A	900001506022	-	900001506617
321500300113	Control unit AAG 506 107	900001506667	-	900001506439
321505300107/113	Control unit 12p ALM12/1/ASTM12/ASG2000-121	900001506005	900001506397	900001506001
321512300107/113	Control unit 12p ALM12/1/ASTM12/ASG2000-121	900001506005	900001506397	900001506001
321520300107/113	Control unit 12p ALM12/1/ASTM12/ASG2000-121	900001506005	900001506397	900001506001

Control Units and Sockets

Wiring kits	Identification no.	Relay	Socket	
			7 pins Order no.	13 pins Order no.
Order no.		Order no.		
321523300113	without control unit	-	-	900001506617
321524300107/113	without control unit	-	900001506054	900001506617
321525300107/113	Control unit 506658, 506758	900001506758	900001506054	900001506387
321526300107/113	Control unit 12p ASTM 10	900001506542	900001506424	900001506439
321527300107/113	Control unit AAG 506658, 506758	900001506758	900001506397	900001506617
321529300107/113	Control unit AAG2 300001507012	900001507012	900001506397	900001506607
321534300107/113	Control unit AAG 506658, 506758	900001506758	900001506397	900001506617
321535300107/113	Control unit AAG 506658, 506758	900001506758	900001506397	900001506617
321537300107/113	Control unit AAG 506658, 506758	900001506758	900001506397	900001506617
321538300107/113	Control unit AAG 506658, 506758	900001506758	900001506397	900001506617
321539300107/113	Control unit 30p. ASTM PRO C1 / V4	900001506499	900001506397	900001506617
321540300107/113	Control unit AAG 506658, 506758	900001506758	900001506397	900001506617
321543300107/113	Control unit AAG 506658	506758, 90000150675	900001506397	900001506617
321545300107/113	Control unit AAG 506658, 506758	900001506758	900001506397	900001506617
321546300107/113	Control unit AAG 506658, 506758	900001506758	900001506397	900001506617
321554300107/113	Control unit AAG 506658, 506758	900001506758	900001506348	900001506438
321556300107/113	Control unit AAG 506658, 506758	900001506758	900001506054	900001506387
321557300107/113	Control unit 506658, 506758	900001506758	900001506054	900001506387
321600300107/113	Control unit 506658, 506758	900001506758	900001506397	900001506617
321650300113	Control unit 506758, 506758	900001506758	-	900001506387
321651300113	Control unit 506758	900001506758	-	900001506387
321652300113	-	-	-	900001506387
321653300113	-	-	-	900001506387
321661300113	-	-	-	900001506438
321701300107/113	Control unit AAG 506658, 506758	900001506758		
321702300107/113	Control unit AAG 506658, 506758	900001506758	900001506054	900001506387
321704300107/113	Control unit 506758, 506758	900001506758	900001506054	900001506387
321705300113	Control unit AAG 300001506758	900001506758	-	900001506387
321765300113	Control unit AAG 7P0.907.383.B NAR	900001506660	900001506342	900001506438
321766300113	Control unit AAG2 300001507016	900001507016	-	900001506438
321780300107/113	Control unit VW UCC1 506630	900001506630	900001506397	900001506124
321863300107/113	Control unit VW UCC3 507098	900001507098	-	900001506617
323040300107/113	not necessary	-	900001506424	900001506680
323045300113	Control unit 15p 8 369 018/908 767	900001506563	-	900001506439
323048300107/113	without control unit	-	900001506424	900001506680
323064300113	Control unit 15p 6 908 767	900001506563	-	900001506439
323074300113	not necessary	-	-	900001506437
323080300113	Control unit 30p (ASTM pro C1 former) ASTM V4	900001506499	-	900001506124
323084300113	Control unit 506558	900001506558	-	900001506001
323097300113	Control unit BMW UUC2 506737	900001506625	-	900001506001
323102300113	not necessary	-	-	900001506617
323107300113	not necessary	-	-	900001506437
323141300113	not necessary	-	-	900001506439
323146300113	Control unit UCC	900001507150	-	900001507018
323410300113	Control unit 506270 A	900001506499	-	900001506439
323411300113	not necessary	-	-	900001506607
324014300107/113	Control unit 14p 321095	900001506399	900001506054	900001506387

Control Units and Sockets

Wiring kits	Identification no.	Relay	Socket	
			7 pins Order no.	13 pins Order no.
Order no.		Order no.		
327014300113	Control unit 506 107	900001506107	-	900001506439
327068300113	Control unit AAG2 300001507016	900001507016	-	900001506001
332108300107/113	Control unit p3+2p C2 506811	900001506811	900001506424	900001506680
332262300107/113	Control unit ASTM LC	900001506633	900001506548	900001506439
332265300107/113	Control unit 12p ALM12/1/ASTM12/ASG2000-121	900001506005	900001506548	900001506439
332303300113	Control unit 5C018	only complete wiring kit	-	900001506001
332305300113	Control unit ASTM LC	900001506633	-	900001506001
332306300113	Control unit 10p ASTM R	900001503907	-	900001506439
332314300113	Control unit ASTM LC	900001506633	-	900001506001
332327300107/113	Control unit ASTM LC	900001506633	900001506397	900001506001
332366300113	Control unit ASTM LC	900001506633	-	900001506439
332400300107/113	Control unit 30p (ASTM 30 alt) ASTM V4	900001506499	900001506424	900001506439
332680300113	Control unit 10p 506079	only complete wiring kit	-	900001506387
335229300113	Control unit 10p ASTM 10	900001506542	-	900001506438
335250300113	Control unit 10p ASTM R	900001506623	-	900001506439
335251300107/113	Control unit 10p ASTM 10	900001506542	900001506424	900001506439
335289300113	Control unit p3+2p C2 506811	900001506811	-	900001506439
335289300113	Flash Control - (2+1)*21 W	900001507786	-	900001506680
335299300113	Flash Control - (2+1)*21 W	900001507786	-	900001506680
335302300113	Control unit 10p ASTM 10	900001506542	-	900001506617
335303300113	Control unit 10p ASTM 10	900001506542	-	900001506617
335304300113	Control unit 10p ASTM 10	900001506542	-	900001506617
335305300113	Control unit 30p 506270 A	900001506499	-	900001506617
335323300113	Control unit 10p ASTM 10	900001506542	-	900001506617
335328300107/113	Control unit 12p ALM12/1/ASTM12/ASG2000-121	900001506005		900001506438
335345300113	Control unit ASTM V4	900001506499	900001506397	900001506001
335346300113	Control unit 5C028	900001506578	-	900001506439
335357300107/113	Control unit ASTM V4	900001506499	-	900001506001
335360300113	Control unit 5C028	900001506578	-	
335364300107/113	Control unit 22p 506633	900001506633	900001506397	900001506001
335383300107/113	Control unit ASTM V4	900001506499	900001506424	900001506439
335393300113	Control unit 5C028	900001506578	-	900001506439
335394300113	Control unit ASTM V4	900001506499	-	900001506439
335397300113	Control unit 22p 506633	900001506633	-	900001506439
335398300113	Control unit 5C033	900001506578	-	900001506439
335411300107/113	Control unit ASTM V4	900001506499	900001506397	900001506001
335413300107/113	Control unit ASTM V4	900001506499	900001506424	900001506439
335419300107/113	Control unit ASTM V4	900001506499	900001506424	900001506439
335423300107/113	Control unit ASTM V4	900001506499	900001506397	900001506001
335455300113	Control unit ASTM V4	900001506499	900001506397	900001506439
335456300113	Control unit	900001507131	-	900001506439
335494300113	Control unit 14p 321059	900001506848	-	-
335494300113	Control unit	900001507075	-	-
335600300113	Control unit 12p ASTM 10	900001506542	-	900001506617
338110300107/113	Control unit ASTM LC	900001506633	-	900001506001
338145300107/113	Control unit ASTM LC	900001506633	900001506548	900001506439
338680300113	Control unit 12p ALM12/1/ASTM12/ASG2000-121	900001506005	-	900001506438

Control Units and Sockets

Wiring kits	Identification no.	Relay	Socket	
			7 pins Order no.	13 pins Order no.
Order no.		Order no.		
340072300113	Control unit 10p TLM C2+54	900001506639	-	900001506680
340075300113	Control unit 10p CCM	900001506079	900001506054	900001506386
340093300113	Control unit ASTM LC	900001506633	-	900001506439
340099300113	Control unit ASTM LC	900001506633	-	900001506001
340136300113	Control unit 9509	900001507091	-	900001506680
341016300113	Control unit 5C022	only complete wiring kit	-	900001506680
341024300107/113	Control unit 12p ASTM 10	900001506542	-	900001506439
341049300107/113	Control unit ASTM LC	900001506633	900001506548	900001506439
341052300113	Control unit ASTM pro V4	900001508153	-	900001506439
341055300107/113	Control unit ASTM LC	900001506633	900001506424	900001506439
341059300113	Control unit ASTM LC	900001506633	-	900001506439
342033300107/113	Control unit ASTM LC	900001506633	-	900001506439
342041300107/113	Relay 4p Westfalia	900001507786	900001506424	900001506680
342097300113	Control unit 5C033 (former: 5C028)	900001506578	-	900001506439
342099300107/113	Control unit 12p ASTM 10	900001506542	900001506054	900001506387
342103300113	Control unit 5C033 (former: 5C028)	900001506578	-	900001506387
342184300113	Control unit 5C033 (former: 5C028)	900001506578	-	900001506680
342190300113	Control unit ASTM LC	900001506633	-	900001506439
342197300113	Control unit ASTM V4	900001506499	900001506397	900001506001
342200300113	Control unit ASTM LC	900001506633	-	900001506001
342239300113	not necessary	-	-	900001506680
342265300113	UCC2.0 HS FCA	900001507189	-	900001506124
343037300113	Control unit 12p ASTM 10	900001506542	-	900001506439
343056300107/113	Control unit ASTM LC	900001506633	900001506424	900001506439
343060300113	Control unit 12p ASTM 10	900001506542	-	900001506439
343063300113	Control unit 5D033 (former: 5C028,5C033)	900001506578	-	900001506387
343066300113	Control unit ASTM LC	900001506633	-	900001506124
343067300113	Flash Control - (2+1)*21 W	900001506744	-	900001506387
343069300113	Control unit UCC-1 MA/FO	900001506670	-	900001506439
343071300107/113	Control unit 5D033 (alt 5C028,5C033)	900001506578	-	900001506001
343074300113	Control unit ASTM LC	900001506633	-	900001506439
343076300113	Control unit 14p 321059	900001506848	-	-
343076300113	Control unit	900001507075	-	-
343099300107/113	UCC2.0 HS Mazda CX	900001508152	900001506424	900001506680
343105300113	Control unit	900001507075	-	900001506680
343400300107/113	Control unit ASTM LC	900001506633	900001506424	900001506439
343660300113	Control unit 12p ASTM 10	900001506542	-	900001506386
344023300107/113	Control unit 12p ALM12/1/ASTM12/ASG2000-121	900001506005	900001506397	900001506001
344027300107/113	Control unit 12p ALM12/1/ASTM12/ASG2000-121	900001506005	900001506424	900001506680
344040300107/113	without control unit	-	900001506424	900001506680
344041300107/113	without control unit	-	900001506424	900001506680
344044300107/113	Control unit AAG 506328, 506758	900001506758	900001506424	900001506617
344095300113	-	-	-	900001506607
344110300113	Control unit ASTM LC	900001507012	-	900001506607
344250300107/113	Control unit 506558, 506758	900001506758	900001506397	900001506617
344500300107/113	Control unit AAG 506328, 506758	900001506758	900001506424	900001506439
344503300107/113	Relay 3p+2p C2 506811	900001506811	900001506424	900001506680

Control Units and Sockets

Wiring kits	Identification no.	Relay	Socket	
			7 pins Order no.	13 pins Order no.
Order no.		Order no.		
344504300107/113	Relay 3p+2p C2 506811	900001506811	900001506424	900001506680
345028300113	Control unit ASTM LC	900001506633	-	900001506439
345059300107/113	Control unit ASTM LC	900001506633	900001506055	900001506387
345066300113	Control unit ASTM LC	900001506633	-	900001506439
345068300113	Control unit ASTM LC	900001506633	-	900001506439
345069300113	Control unit ASTM LC	900001506633	-	900001506001
345070300113	TLM C2-FOG-REV-PDC (+)	900001506723	-	900001506680
345079300113	Control unit ASTM LC	900001506633	-	900001506439
345080300113	Control unit ASTM LC	900001506633	-	900001506439
345082300113	Control unit ASTM LC	900001506633	-	900001506439
345084300107/113	Control unit ASTM LC	900001506633	900001506397	900001506001
345086300107/113	Control unit ASTM LC	900001506633	-	900001506001
345086300107/113	Control unit ASTM LC	900001506633	900001506424	900001506439
345096300107/113	Control unit ASTM LC	900001506633	-	900001506001
345134300107/113	UCC2.0 HS Kia	900001508156	900001506424	900001506439
345143300107/113	Control unit ASTM LC	900001506633	-	900001506001
345155300113	Control unit 24p., 507130	900001507130	-	900001506439
345168300113	Control unit ASTM LC	900001506633	-	900001506439
345169300113	Control unit ASTM LC	900001506633	-	900001506439
345171300107/113	Control unit ASTM LC	900001506633	900001506424	900001506439
345172300107/113	Control unit ASTM LC	900001506633	900001506424	900001506439
345173300113	Control unit ASTM LC	900001506633	-	900001506439
345174300113	UCC2.0 HS Kia 01	900001508162	900001506424	900001506680
345220300107	Control unit 12p 506005	900001506005	900001506054	
345480300113	Control unit 12p ASTM 10	900001506542	-	900001506438
345481300113	Control unit 14p., 321059	900001506848	-	900001506680
345760300113	Control unit 12p ALM12/1/ASTM12/ASG2000-121	900001506005	-	900001506387
345880300113	Control unit 12p ALM12/1/ASTM12/ASG2000-121	900001506005	-	900001506124
345881300113	Control unit 12p ALM12/1/ASTM12/ASG2000-121	900001506005	-	900001506124
346018300107/113	Control unit 12p ASTM 10	900001506542	900001506424	900001506439
346049300107/113	Control unit ASTM LC	900001506633	900001506548	900001506439
346057300113	Control unit 5C022	only complete wiring kit	-	900001506680
346059300113	Relay 3p+2p C2 506811	900001506811	-	900001506439
346064300107/113	Control unit ASTM LC	900001506633	900001506424	900001506439
346066300113	Control unit 12p ASTM 10	900001506542	-	900001506439
346071300113	Control unit ASTM LC	900001506633	-	900001506439
346076300107/113	Control unit ASTM LC	900001506633	-	900001506439
346142300107/113	Control unit ASTM LC	900001506633	900001506548	900001506439
346143300107/113	Control unit ASTM LC	900001506633	900001506548	900001506439
346145300113	Control unit ASTM LC	900001506633	-	900001506439
346146300107/113	Control unit ASTM LC	900001506633	900001506424	900001506439
346800300107/113	Control unit 12p ASTM 10	900001506542	900001506424	900001506439
346810300107/113	Control unit 12p ASTM 10	900001506542	900001506424	900001506439
348020300113	Flash Control - (2+1)*21 W	900001507786	-	
348023300113	Flash Control - (2+1)*21 W	900001507786	-	
348026300113	Flash Control - (2+1)*21 W	900001507786	-	
348037300113	Control unit ASTM LC	900001506633	-	900001506439

Control Units and Sockets

Wiring kits	Identification no.	Relay	Socket	
			7 pins Order no.	13 pins Order no.
Order no.		Order no.		
348054300113	Control unit 14p., 321059	900001506848	-	900001506439
348055300113	Control unit 14p., 321059	900001506848	-	900001506439
348062300113	Control unit 14p 321059	900001506848	-	
348073300113	Control unit ASTM LC	900001506633	-	900001507018
349025300113	Control unit	900001506691	-	900001506439
349039300107/113	Control unit ASTM LC	900001506633	900001506054	900001506386
349049300113	Control unit ASTM LC	900001506633	-	900001506439
349053300113	Control unit ASTM LC		900001506424	900001506439

Adapter and plugs



Adapter, short 7/13

from car 7-pins to trailer 13-pins

order no.: 300 100 310 107



Adapter, short 13/7

from car 13-pins to trailer 7-pins

order no.: 300 100 320 113



Plug 13p

order no.: 900 001 506 533



Adapter 13p West

from car 13-pins (DIN/ISO 11446) to trailer 7-/13-pins West

order no.: 900 001 506 997

Sockets and seals



Socket 13-pins

Screw connection (option for cable outlet in the side w. seal 900 001 507 001)
cable outlet on side, with rear fog light disconnecting contact

order no.: 900 001 506 001



Socket 13-pins

Contact sockets with solder connections, double microswitch, axial cable outlet

order no.: 900 001 506 037



Socket 7-pins

Screw connection, microswitch changer, axial cable outlet (N-version DIN/ISO 1724)

order no.: 900 001 506 054



Socket 13-pins

Flat version 40 mm high, crimp contact, microswitch, cable outlet on right side

order no.: 900 001 506 124



Socket 13-pins

West plug system
Screw connection without rear fog light disconnecting contact, axial cable outlet
similar to (N-Version DIN/ISO 1724) + 6 contacts

order no.: 900 001 506 210



Socket 7-pins

Crimp connection, without rear fog light disconnecting contact, axial cable outlet (N-version DIN/ISO 1724)

order no.: 900 001 506 384



Socket 13-pins

Screw connection, microswitch
cable outlet on side

order no.: 900 001 506 386

Sockets and seals



Socket 13-pins

Screw connection, microswitch
axial cable outlet

order no.: 900 001 506 387



Socket 7-pins

Screw connection, rear fog light disconnecting contact,
cable outlet on right side
(N-version DIN/ISO 1724)

order no.: 900 001 506 397



Socket 7-pins

Screw connection, rear fog light disconnecting contact, axial
cable outlet
(N-version DIN/ISO 1724)

order no.: 900 001 506 424



Socket 13-pins

Screw connection (option for cable outlet in the side w. seal
900 001 507 001)
axial cable outlet, without rear fog light disconnecting
contact

order no.: 900 001 506 439



Socket 7-pins

7p. Extension socket for English vehicle market
(S-version DIN/ISO 3732)

order no.: 900 001 506 656



Socket 13-pins

Screw connection (option for cable outlet in the side w. seal
900 001 507 001)
axial cable outlet, with rear fog light disconnecting contact

order no.: 900 001 506 680

Accessories for sockets



Screw connection with bellows, cable outlet on right side

package 10 pieces: order no. 900 010 503 924

order no.: 900 001 503 924



Socket seal, 2 axial cable outlets

order no.: 900 001 506 010



Socket seal with bellows, axial cable outlet

package 10 pieces: order no. 900 010 506 024

order no.: 900 001 506 024



Substitute socket housing 52 mm high, axial cable outlet

order no.: 900 001 506 438



Seal for 900 001 506 439/680/001/, outlet on right side, 2 pieces

package 10 pieces: order no. 900 010 507 001

order no.: 900 001 507 001



Additional socket plate for 2nd socket

(GB market)

order no.: 900 001 535 208



Cable support sleeve angled, for 40 mm car body openings, cable diameter: 6 - 14 mm

(package 10 pieces)

order no.: 900 010 303 015

Accessories for sockets



Socket seal, axial cable outlet

(package 10 pieces)

order no.: 900 010 506 531



Socket base plate for slit holders

(package 10 pieces)

order no.: 900 010 506 616



Spare part kit folding plastic socket holder

with slot

order no.: 907 292 608 001



Substitute socket holder with slash, universal

package 10 pieces: order no. 920 036 608 110

order no.: 920 036 608 001



Spare part kit folding plastic socket holder

without slot

order no.: 921 504 608 001

Accessories for wiring kits



Vehicle tester trailer simulation 12 V, for function control and fault simulation

order no.: 900 001 300 198



Signal generator

6 - 24 Volt

order no.: 900 001 300 200



Cable connector for cable diameter 0.35-0.75 m²

(package 4 pieces)

order no.: 900 001 506 102



C2 light compl. 12 V (short version)

long version: order no. 900 001 507 809

order no.: 900 001 506 547



Cable connector

for cable diameter 1.0-2.5 m²

order no.: 900 010 507 391



Relay adapter

(for adapting various different relay assignments)

order no.: 900 061 305 001



C2 cable bridge for older Vauxhall vehicles

order no.: 914 083 303 020

Cycle carrier **BC 60 / BC 70 / bikelander**

Accessories

Spare parts

Load Carrier System



Bicycle carrier bikelander

with hybride LED lights

- Measurements (W/H/D): 580x220x690 mm (hinged) / 686x1250x678 mm (expanded)
- Weight: 17 kg
- Max. payload: 60,0 kg
- Wheelbase: up to 1300 mm
- Bicycle frame: up to 80 mm diameter
- Section width: up to 60 mm

order no.: 350 050 600 001



Bicycle carrier bikelander classic

with conventional lights

- Measurements (W/H/D): 580x220x690 mm (hinged) / 686x1265x678 mm (expanded)
- Weight: 17 kg
- Max. payload: 60,0 kg
- Wheelbase: up to 1300 mm
- Bicycle frame: up to 80 mm diameter
- Section width: up to 60 mm

order no.: 350 053 600 001



Box (for BC 60, BC 70 & bikelander/classic)

Measurements (W/H/D): 1170 x 600 x 425 mm

Weight: 15,0 kg

Max. payload: 45,0 kg

Capacity: 200 l

Colour: anthracite

order no.: 350 002 600 001



Platform (for BC 60, BC 70 & bikelander/classic)

Measurements (W/H/D): 1290 x 230 x 413 mm

Weight: 6,0 kg

Max. payload: 54,0 kg

Colour: anthracite

order no.: 350 004 600 001



Expansion rail for the 3rd bicycle (for BC 60 & BC 70)

for models Portilo (year of construction: -12/11: order no. 350 001 600 001

order no.: 350 014 600 001



Expansion rail for the 3rd bicycle (for bikelander/classic)

order no.: 350 055 600 001

Load Carrier System BC 60



Bag

For clean storage of the cycle carrier

order no.: 350 013 600 001



Drive up ramp (for easy loading of heavy cycles) (for BC 60, BC 70 & bikelander/classic)

for models Portilo (year of construction: -12/11: order no. 350 009 600 001

order no.: 350 020 600 001



Wall mounting bracket (for BC 60 & BC 70)

Steel construction for easy storage of the BC 60 cycles carrier to any wall

order no.: 350 006 600 001



Additional brake light (for BC 60, BC 70 & bikelander/classic)

Legal requirement if the bikes obscure the 3rd brake light of the vehicle

order no.: 350 000 305 173



Gear belt extension (for BC 60, BC 70 & bikelander/classic)

order no.: 950 000 622 002



Presentation rack cycle carrier (for BC 60, BC 70 & bikelander/classic)

(cycle carrier is not included)


order no.: 950 003 631 001

Load Carrier Spare Parts



Lamp (for BC 60, BC 70 & bikelander classic)
left (without wire)

order no.: 950 000 302 003



Lamp (for BC 60, BC 70 & bikelander classic)
right (without cable)

order no.: 950 000 302 004



Lamp (for bikelander)
left (without wire)

order no.: 950 050 306 001



Lamp (for bikelander)
right (without cable)

order no.: 950 050 306 002



Lamp left + right (for bikelander)
inc. wire

order no.: 950 050 302 001



cover for lamp left (for bikelander)

order no.: 950 050 302 003



cover for lamp right (for bikelander)

order no.: 950 050 302 004

Load Carrier Spare Parts



Light cluster arm left (for BC 60, BC 70 & bikelander classic)

order no.: 950 000 631 001



Light cluster arm right (for BC 60, BC 70 & bikelander classic)

order no.: 950 000 631 002



Light cluster arm left (for bikelander)

order no.: 950 050 631 001



Light cluster arm right (for bikelander)

order no.: 950 050 631 002



Light traverse middle (for BC 60 & BC 70)

order no.: 950 000 631 003



holder for licence plate (for bikelander/classic)

order no.: 950 050 631 003



Bracket for licence plate (for BC 60 & BC 70)
(EU-standard size)

order no.: 950 000 631 004

Load Carrier Spare Parts



**clamp for licence plate (for bikelander/
classic)**
2 pieces

order no.: 950 050 631 004



clamp for wire (for bikelander/classic)
6 pieces

order no.: 950 050 642 001



Bracket / bow (for BC 60 & BC 70)

order no.: 950 000 613 001



Bracket / bow (for bikelander/classic)

order no.: 950 050 613 001



**Receiver for bracket (for BC 60, BC 70 &
bikelander/classic)**
inc. 2 x cog wheel
(discontinued model)

order no.: 950 000 621 001



**Star grip incl. round head screw (for BC 60,
BC 70 & bikelander/classic)**

order no.: 950 000 637 001



**Claw short incl. key / lock (for BC 60 & BC
70)**
inc. keys

order no.: 950 000 633 001

Load Carrier Spare Parts



Claw long incl. key / lock (for BC 60 & BC 70)
inc. keys

order no.: 950 000 633 002



**Claw short incl. key / lock (for bikelander/
classic)**

order no.: 950 050 633 006



**Claw long incl. key / lock (for bikelander/
classic)**

order no.: 950 050 633 007



Claw for 3rd bicycle incl. key / lock

order no.: 950 001 633 004



**knob for claw (2 pieces) (2 stk) (for BC 70 &
bikelander/classic)**

incl. 3 keys
(for version BC 60: part.-no. 950 000 633 003)

order no.: 950 035 633 003



**Rubber for gripping lever (for BC 60, BC 70
& bikelander/classic)**

order no.: 950 000 503 001



Wing left (for BC70 & bikelander/classic)

(for models Portilo (year of construction: -12/11: order no.
950 000 619 001))
(for models BC 60: order no. 950 010 619 002)

order no.: 950 035 619 002

Load Carrier Spare Parts



Wing right (for BC 70 & bikelander/classic)

(for models Portilo (year of construction: -12/11: order no. 950 000 619 001))
(for models BC 60: order no. 950 010 619 003)

order no.: 950 035 619 003



Locking mechanism for wings (for BC 60, BC 70 & bikelander/classic)

4 pieces

order no.: 950 010 627 001



Gear belt incl. Clothing (ratchet belt) (for BC 70 & bikelander/classic)

(for models Portilo (year of construction: -12/11: order no. 950 000 622 001))
(for models BC 60: order no. 950 010 622 001)

order no.: 950 035 622 001



rim protector (for BC 60, BC 70 & bikelander/classic)

4 pieces

order no.: 950 030 622 001



Key (for BC 60, BC 70 & bikelander/classic)

2 pieces
(xx = key number)

order no.: 950 000 513 3xx



Key (for box & platform)

2 pieces
(xx = key number)

order no.: 950 000 513 1xx

Autocode

Autocode



Autocode

Coding tool
- for coding the vehicle for trailer use
- inc. unlimited number of releases in the first year of the subscription

order no.: 900 001 400 199



Autocode-Mini

Coding tool
- for coding the vehicle for trailer use
- no subscription necessary: You can buy only one code or if you want 5 or 10 codes for a preferential price

order no.: 900 001 400 202

Voucher Code Autocode-Mini for 1 Coding

order no.: 900 001 400 203

Voucher Code Autocode-Mini for 5 Codings

order no.: 900 001 400 204

Voucher Code Autocode-Mini for 10 Codings

order no.: 900 001 400 205

Power Springs

Product Range Power Springs

Manufacturer	Car	Note	Year of construction	Art.-No.	System	Fitting-time	
Audi	A3	inc. 4 WD, exc. level control	04/12-	405403500001	in the spring	45	
Audi	A3	exc. niveau-leveller, not for Quattro and S6	09/96-05/03	405426500001	in the spring	30	
Audi	A3 Sport-back	exc. vehicles with level control, exc. 4 WD	06/03-08/12	421600500001	in the spring	30	
Audi	A3 Sport-back	inc. 4 WD, exc. level control	09/12-	405403500001	in the spring	45	
Audi	A4	inc. 4 WD, exc. niveau-leveller	11/07-11/15	405425500001	in the spring	30	
Audi	A4 Avant	inc. 4 WD, exc. niveau-leveller	11/07-11/15	405425500001	in the spring	30	
Audi	A5	inc. 4 WD, exc. niveau-leveller	01/07-	405425500001	in the spring	30	
Audi	A5 Sport-back	inc. 4 WD, exc. niveau-leveller	09/09-	405425500001	in the spring	30	
Audi	A6	exc. niveau-leveller, exc. air suspension, exc. Quattro, exc. S6 (discontinued model)	05/04-03/11	405269500001	in the spring	60	
Audi	A6	inc. 4 WD, exc. niveau-leveller	10/14-	405425500001	in the spring	30	
Audi	A6	exc. niveau-leveller, not for Quattro and S6 (discontinued model)	01/97-01/05	405427500001	in the spring	60	
Audi	A6 Avant	exc. niveau-leveller, exc. air suspension, exc. Quattro, exc. S6 (discontinued model)	03/05-08/11	405269500001	in the spring	60	
Audi	A6 Avant	inc. 4 WD, exc. niveau-leveller	05/11-	405425500001	in the spring	30	
Audi	Q5	inc. 4 WD, exc. niveau-leveller	11/08-	405425500001	in the spring	30	
Audi	S3	inc. 4 WD, exc. niveau-leveller	09/13-	405403500001	in the spring	45	
Chevrolet	Trax	exc. niveau-leveller (discontinued model)	06/12-	414876500001	in the spring	30	
Citroen	Berlingo	SWB, exc. Multispace; L1 exc. Tepe	04/08-	404092500001	alternate spring	30	
Citroen	Berlingo	LWB, L2, exc. Multispace, exc. Tepee	04/08-	404131500001	alternate spring	30	
Citroen	Berlingo	Heavy Duty Set, Only SWB 2door, Excl. Multispace	04/08-05/18	415001500001	alternate spring	30	
Citroen	Berlingo	Heavy Duty Set, M 650 only, min. load 150kg, Excl. 4x4, exc. Factory raised vehicles	06/18-	415001500001	alternate spring	30	
Citroen	C4 Grand Picasso		10/13-	404151500001	in the spring	45	
Citroen	C4 Picasso	only for vehicles with 5 seats, exc. height control	10/06-06/13	404092500001	alternate spring	30	
Citroen	C4 Picasso		06/13-	404151500001	in the spring	45	
Citroen	Jumper	30, 33, 35 / 3t, 3,3t, 3,5t, only for cars with ABS, exc. 4WD	06/06-06/14	404271500001	in addition to the spring	45	
Citroen	Jumper	Heavy duty set, Typ 30, 33, 35, minimum load 350 kg, only ABS, exc. 4WD	06/14-	406357500001	in addition to the spring	45	
Citroen	Jumpy	not for level control, exc. 4x4, inc. Pick UP	01/07-	404333500001	in the spring	45	
Citroen	Nemo	inc. GPL	02/08-	406350500001	alternate spring	30	
Citroën	Berlingo Multispace	exc. 4x4, exc. niveau-leveller, ABS only	04/08-	404335500001	alternate spring	30	
Citroën	C-Crosser	exc. niveau-leveller (discontinued model)	02/07-	404334500001	in the spring	60	
Citroën	Jumper	double leafspring 30,33, 35, 40, ABS only	04/06-05/14	406373500001	in addition to the spring	45	
Citroën	Jumper	double leafspring 30,33, 35, 40, ABS only	06/14-	406373500001	in addition to the spring	45	
Dacia	Logan	(discontinued model)	11/13-	416343500001	in the spring	30	
Dacia	Logan MVC	(discontinued model)	07/13-	416343500001	in the spring	30	
Dacia	Logan Pick UP	(discontinued model)	03/09-	416343500001	in the spring	30	
Dacia	Logan Saloon	(discontinued model)	09/05-	416343500001	in the spring	30	

Product Range Power Springs

Manufacturer	Car	Note	Year of construction	Art.-No.	System	Fitting-time	
Dacia	Logan Symbol	(discontinued model)	01/13-	416343500001	in the spring	30	
Dacia	Logan Van	(discontinued model)	03/09-	416343500001	in the spring	30	
Fiat	Doblo	(discontinued model)	03/01-02/10	406371500001	in addition to the spring	45	
Fiat	Doblo I	heavy duty set with a stronger spring (discontinued model)	12/01-01/10	406279500001	in addition to the spring	45	
Fiat	Doblo II	exc. Cargo, exc. Cargo Work Up	02/10-	406369500001	in the spring	45	
Fiat	Doblo II	Cargo, Cargo Work Up	02/10-	406368500001	in the spring	45	
Fiat	Ducato	30, 33, 35 / 3t, 3,3t, 3,5t, only for cars with ABS, exc. 4WD	06/06-06/14	404271500001	in addition to the spring	45	
Fiat	Ducato	Heavy Duty Set, Typ 30, 33, 35, Minimum load 350 kg, only ABS, exc. 4WD	06/14-	406357500001	in addition to the spring	45	
Fiat	Ducato	double leafspring 30,33, 35, 40, ABS only	07/06-05/14	406373500001	in addition to the spring	45	
Fiat	Ducato	double leafspring 30,33, 35, 40, ABS only	06/14-	406373500001	in addition to the spring	45	
Fiat	Fiorino	inc. GPL	02/08-	406350500001	alternate spring	30	
Fiat	Fiorino Qubo		02/08-	406350500001	alternate spring	30	
Fiat	Grande Punto	exc. niveau-leveller (discontinued model)	04/08-	406372500001	in the spring	45	
Fiat	Scudo	not for level control, exc. 4x4	01/07-	404333500001	in the spring	45	
Fiat	Scudo Pick UP	not for level control	01/07-	404333500001	in the spring	45	
Ford	C-Max	(discontinued model)	12/10-	407441500001	in the spring	45	
Ford	Focus C-max	inc. new model	10/03-10/10	407458500001	in the spring	45	
Ford	Focus II	inc. new model	11/04-01/11	407458500001	in the spring	45	
Ford	Focus III	(discontinued model)	04/11-	407441500001	in the spring	45	
Ford	Focus III Saloon	(discontinued model)	04/11-	407441500001	in the spring	45	
Ford	Focus Wagon II	exc. sport suspension (ST 225CV) (discontinued model)	11/04-07/10	407407500001	alternate spring	60	
Ford	Focus Wagon III	exc. sport suspension (ST 225CV) (discontinued model)	05/11-	407456500001	alternate spring	60	
Ford	Galaxy	exc. niveau-leveller, ABS only (discontinued model)	05/06-06/15	407522500001	alternate spring	60	
Ford	Grand C-Max	(discontinued model)	09/10-	407441500001	in the spring	45	
Ford	Kuga	(discontinued model)	05/14-	407523500001	in the spring	60	
Ford	Mondeo	exc. niveauleveller, ABS only, 4 5 doors (discontinued model)	03/07-01/11	420064500001	alternate spring	60	
Ford	Mondeo	exc. Hybrid	10/14-	407527500001	in the spring	30	
Ford	Mondeo Wagon	exc. niveau leveller ABS only (discontinued model)	03/07-01/11	420064500001	alternate spring	60	
Ford	Mondeo Wagon	exc. Hybrid	10/14-	407527500001	in the spring	30	
Ford	S-Max	exc. niveau leveller, ABS only	05/06-09-15	407405500001	alternate spring	60	
Ford	Tourneo Connect	SWB and LWB, up to 1290 kg axle load (discontinued model)	12/02-10/13	407262500001	in addition to the spring	30	
Ford	Tourneo Courier		09/14-	407521500001	alternate spring	60	
Ford	Tourneo Custom	FWD: L1 & L2, exc. niveau-leveller, exc. chassis cab (discontinued model)	12/12-	407528500001	in addition to the spring	30	
Ford	Transit	Model '00-'13, FWD and RWD, exc. chassis cab (discontinued model)	01/00-01/14	407385500001	in addition to the spring	45	
Ford	Transit	heavy duty set, model '00-'13, FWD and RWD, minimum axle load 1000 kg (discontinued model)	01/00-01/14	407524500001	in addition to the spring	45	

Product Range Power Springs

Manufacturer	Car	Note	Year of construction	Art.-No.	System	Fitting-time	
Ford	Transit	RWD, exc. twin rear wheel (discontinued model)	04/14-	407529500001	in addition to the spring	30	
Ford	Transit	FWD	04/14-	407530500001	in addition to the spring	30	
Ford	Transit	FWD (discontinued model)	04/14-	407531500001	in addition to the spring	30	
Ford	Transit Chassis cab	RWD, exc. twin rear wheel (discontinued model)	04/14-	407529500001	in addition to the spring	30	
Ford	Transit Chassis cab	FWD type 330, 350	04/14-	407530500001	in addition to the spring	30	
Ford	Transit Connect	SWB and LWB, up to 1290 kg axle load, heavy duty set (with a stronger spring) for L2, standard set for L1 (discontinued model)	06/02-10/13	407262500001	in addition to the spring	30	
Ford	Transit Connect	L1 and L2, for L1 it's heavy duty, for L2 standard	11/13-	407526500001	in addition to the spring	30	
Ford	Transit Courier		09/14-	407521500001	alternate spring	60	
Ford	Transit Custom	exc. 330, FWD: L1 & L2, exc. niveau-leveller, exc. chassis cab (discontinued model)	12/12-	407528500001	in addition to the spring	30	
Ford	Transit Custom	exc. 330, heavy duty set, FWD: L1 & L2, exc. niveau-leveller, exc. chassis cab (discontinued model)	12/12-	407525500001	in addition to the spring	30	
Ford	Transit Custom	Heavy Duty Set, FWD: L1 & L2, exc. Niveau-leveller, exc. chassis cab type 290, 310 (discontinued model)	02-12	407531500001	in addition to the spring	30	
Hyundai	H300 / H1	only for 4 x leaf spring package (discontinued model)	01/08-	446047500001	in addition to the spring	30	
Hyundai	H300 / H1	exc. leafspring, exc. niveau-leveller, ABS only (discontinued model)	01/08-	446056500001	in the spring	45	
Hyundai	i30	exc. niveau-leveller, only ABS (discontinued model)	11/11-	446074500001	alternate spring	60	
Hyundai	i30 CW	exc. niveau-leveller, only ABS	10/07-06/12	446075500001	alternate spring	60	
Hyundai	i30 CW	exc. niveau-leveller, only ABS	11/11-	446075500001	alternate spring	60	
Hyundai	I40	(discontinued model)	02/12-	446070500001	alternate spring	60	
Hyundai	I40 Kombi	(discontinued model)	07/11-	446070500001	alternate spring	60	
Hyundai	ix20	exc. niveau-leveller, only ABS (discontinued model)	11/10-	446071500001	alternate spring	30	
Hyundai	ix35	exc. AWD, exc. niveau-leveller, ABS only	01/10-	446075500001	alternate spring	60	
Hyundai	ix35	AWD, exc. niveau-leveller, only ABS (discontinued model)	05/10-	446072500001	alternate spring	60	
Hyundai	Tucson		09/15-	446073500001	in the spring	45	
Kia	Ceed	exc. niveau-leveller, only ABS (discontinued model)	05/12-	446074500001	alternate spring	60	
Kia	Ceed SW	exc. niveau-leveller, only ABS	09/07-05/12	446075500001	alternate spring	60	
Kia	Ceed SW	exc. niveau-leveller, only ABS	05/12-	446075500001	alternate spring	60	
Kia	Sorento	2WD and 4WD, exc. niveau-leveller (discontinued model)	11/09-09/12	445001500001	in the spring	45	
Kia	Sportage	Incl. AWD	09/15-	446073500001	in der Feder	45	
Kia	Sportage	exc. niveau-leveller, ABS only	07/10-	446075500001	alternate spring	60	
Mazda	5	inc. new model	05/05-09/10	407458500001	in the spring	45	
Mazda	5	inc. new model	09/10-	407458500001	in the spring	45	
Mazda	3 Hatchback	inc. new model	10/03-12/09	407458500001	in the spring	45	
Mazda	3 Saloon	inc. new model	10/03-12/09	407458500001	in the spring	60	
Mercedes Benz	Vito	heavy duty set, min. load 150 kg, exc. raised 4WD(639/5), exc. niveau-leveller, only ABS	12/14-	413436500001	alternate spring	30	
Mercedes Benz	Vito-Tourer	heavy duty set, min. load 150 kg, exc. raised 4WD(639/5), exc. niveau-leveller, only ABS	12/14-	413436500001	alternate spring	30	
Mercedes Benz	V-Class	Excl. Niveau-Leveller, Only ABS, Excl. Raised 4WD	12/14-	413436500001	Austauschfeder	30	

Product Range Power Springs

Manufacturer	Car	Note	Year of construction	Art.-No.	System	Fitting-time	
Mercedes-Benz	V-Class	heavy duty set, min. load 150 kg, exc. raised 4WD(639/5), exc. niveau-leveller, only ABS	12/14-	413436500001	alternate spring	30	
Mercedes-Benz	Citan	exc. 4WD, short and long version, heavy duty set (with a stronger spring)	??	413432500001	in the spring	45	
Mercedes-Benz	Sprinter / Chassis	ABS only, exc. twin rear wheels, exc. 4WD	06/06-	413376500001	in addition to the spring	60	
Mercedes-Benz	Vito	exc. niveau-leveller, ABS only, exc. 4WD	10/03-11/14	413382500001	in the spring	45	
Mercedes-Benz	Vito	exc. niveau-leveller, only ABS, exc. raised 4WD(639/5)	12/14-	413435500001	alternate spring	30	
Mercedes-Benz	Vito Tourer	exc. niveau-leveller, only ABS, exc. raised 4WD(639/5)	12/14-	413435500001	alternate spring	30	
Mitsubishi	Carisma	ABS only (discontinued model)	07/95-06/06	440001500001	alternate spring	90	
Mitsubishi	Outlander	only Mc Pherson strutt, exc. niveau-leveller, ABS only (discontinued model)	01/10-09/12	440002500001	alternate spring	60	
Mitsubishi	Outlander		08/12-	440003500001	alternate spring	75	
Nissan	NV 200	ABS only	11/09-	432265500001	in addition to the spring	45	
Nissan	NV 400	only front wheel drive/ABS/single leaf spring, inc. chassis	11/11-	416318500001	in addition to the spring	30	
Nissan	Qashqai	2WD & 4WD, exc. niveau-leveller/only multilink axle, 2WD & 4WD (discontinued model)	02/07-02/14	432268500001	in the spring	45	
Nissan	Qashqai	(discontinued model)	02/14-	432268500001	in the spring	45	
Opel	Astra	exc. Flexride, exc. Sports, exc. niveau-leveller, ABS only, 4/5 doors (discontinued model)	12/09-06/15	414406500001	in the spring	30	
Opel	Astra Sports tourer	exc. Flexride, exc. Sports, exc. niveau-leveller, ABS only (discontinued model)	10/10-03/16	414406500001	in the spring	30	
OPEL	Combo	Heavy Duty Set, L1 standard payload (650kg) only, min. load 150kg, exc. factory raised vehicles	06/18-	415001500001	Austauschfeder	30	
OPEL	Combo	L1 standard payload (650kg) only, Excl. 4x4, exc. factory raised vehicles	06/18-	404092500001	Austauschfeder	30	
Opel	Combo	only Tour, exc. niveau-leveller, ABS only, inc. CNG	02/10-05/18	406369500001	in the spring	45	
Opel	Combo	exc. Tour, exc. niveau-leveller, ABS only, inc. CNG	02/10-05/18	406368500001	in the spring	45	
Opel	Insignia	exc. niveau-leveller, 4/5 doors	07/08-	414341500001	in the spring	45	
Opel	Insignia Sports Tourer	exc. niveau-leveller	07/08-	414341500001	in the spring	45	
Opel	Mokka	exc. niveau-leveller (discontinued model)	06/12-	414876500001	in the spring	30	
Opel	Movano	front wheel drive, only ABS, rear single leaf spring, ABS only, inc. chassis	11/11-	416318500001	in addition to the spring	30	
Opel	Vectra Caravan	exc. level control (discontinued model)	10/03-	414295500001	in the spring	45	
Opel	Vivaro		09/14-	414364500001	in the spring	45	
Opel	Vivaro	heavy duty set with a stronger spring, ABS only, exc. level control	09/14-	414870500001	alternate spring	30	
Opel	Zafira	exc. niveau-leveller	07/05-	414873500001	in the spring	45	
Opel	Zafira	heavy duty set, exc. niveau-leveller (discontinued model)	07/05-	414875500001	in the spring	45	
Opel	Zafira Tourer	exc. niveau-leveller	10/11-	414874500001	in the spring	45	
Peugeot	5008	exc. air suspension, ABS only	06/09-	415001500001	alternate spring	30	
Peugeot	Bipper	inc. GPL	02/08-	406350500001	alternate spring	30	
Peugeot	Boxer	30, 33, 35 / 3t, 3,3t, 3,5t, only for cars with ABS, exc. 4WD, inc. chassis	06/06-06/14	404271500001	in addition to the spring	45	
Peugeot	Boxer	heavy duty set, typ 30, 33, 35, minimum load 350 kg, ABS only, inc. chassis	06/14-	406357500001	in addition to the spring	45	
Peugeot	Boxer	double leafspring 3T, 3,3T, 3,5T, 4T, ABS only	06/06-05/14	406373500001	in addition to the spring	45	

Product Range Power Springs

Manufacturer	Car	Note	Year of construction	Art.-No.	System	Fitting-time	
Peugeot	Boxer	double leafspring 3T, 3,3T, 3,5T, 4T, ABS only	06/14-	406373500001	in addition to the spring	45	
Peugeot	Expert	exc. level control; exc. 4x4; inc. Pick UP	01/07-	404333500001	in the spring	45	
PEUGEOT	Partner	Heavy Duty Set, L1, Excl. Tepee	04/08-05/18	415001500001	Austauschfeder	30	
PEUGEOT	Partner	Heavy Duty Set, Standard 650 only, min. load 150kg, Excl. 4x4, exc. factory raised vehicles	9/18-	415001500001	Austauschfeder	30	
Peugeot	Partner	SWB, exc. Multispace; L1 exc. Tepee	04/08-05/18	404092500001	alternate spring	30	
Peugeot	Partner	LWB, L2, exc. Partner Origin, exc. Multispace, exc. Tepee	04/08-05/18	404131500001	alternate spring	30	
Peugeot	Partner Tepee	exc. Outdoor, exc. niveau-leveller, ABS only	04/08-	404335500001	alternate spring	30	
Renault	Kangoo Express	exc. 4WD, exc. niveau-leveller, ABS only	??	416269500001	in the spring	45	
Renault	Master	only front wheel drive/ABS/single leaf spring, inc. chassis	11/11-	416318500001	in addition to the spring	30	
Renault	Traffic		09/14-	414364500001	in the spring	45	
Renault	Traffic	heavy duty set, ABS only, exc. level control	09/14-	414870500001	alternate spring	30	
Seat	Leon SC	heavy duty set, only compound axle, exc. niveau-leveller	01/13-	421676500001	in the spring	20	
Seat	Alhambra	inc. ecomotive, exc. niveau-leveller, inc. 4WD	10/10-	421600500001	in the spring	30	
Seat	Altea	inc. ecomotive, exc. niveau-leveller, inc. 4WD	06/04-	421600500001	in the spring	30	
Seat	Altea XL	inc. ecomotive, exc. niveau-leveller, inc. 4WD	11/06-	421600500001	in the spring	30	
Seat	Leon	inc. ecomotive, exc. niveau-leveller, inc. 4WD	09/05-01/13	421600500001	in the spring	30	
Seat	Leon	inc. ecomotive, exc. niveau-leveller, inc. 4WD	01/13-	405403500001	in the spring	45	
Seat	Leon	heavy duty set, only compound axle, exc. niveau-leveller	01/13-	421676500001	in the spring	20	
Seat	Leon	heavy duty set, only compound axle, exc. niveau-leveller	01/13-	421676500001	in the spring	45	
Seat	Leon SC	heavy duty set, only compound axle, exc. niveau-leveller	01/13-	421676500001	in the spring	45	
Seat	Leon ST	inc. ecomotive, exc. niveau-leveller, inc. 4WD	11/13-	405403500001	in the spring	45	
Seat	Leon ST	heavy duty set, only compound axle, exc. niveau-leveller	11/13-	421676500001	in the spring	20	
Seat	Leon ST	heavy duty set, only compound axle, exc. niveau-leveller	11/13-	421676500001	in the spring	45	
Seat	Toledo	inc. ecomotive, exc. niveau-leveller, inc. 4WD	11/04-06/09	421600500001	in the spring	30	
Skoda	Fabia	inc. Greenline, exc. level control, ABS only	02/15-	417113500001	in the spring	45	
Skoda	Fabia Kombi	inc. Greenline, exc. level control, ABS only	02/15-	417113500001	in the spring	45	
Skoda	Octavia	inc. Greenline, exc. level control, ABS only, inc. 4WD	09/04-12/08	421600500001	in the spring	30	
Skoda	Octavia	inc. Greenline, exc. level control, ABS only, inc. 4WD	01/09-11/12	421600500001	in the spring	30	
Skoda	Octavia	inc. 4 WD, exc. level control	11/12-	405403500001	in the spring	45	
Skoda	Octavia	heavy duty set, only multilink axle, exc. niveau-leveller	11/13-	421676500001	in the spring	45	
Skoda	Octavia	heavy duty set, only multilink axle, exc. niveau-leveller	11/12-	421676500001	in the spring	20	
Skoda	Octavia Combi	inc. 4 WD, exc. level control	11/12-	405403500001	in the spring	45	
Skoda	Octavia Combi	heavy duty set, only compound axle, exc. niveau-leveller	11/12-	421676500001	in the spring	20	
Skoda	Octavia Combi	heavy duty set, only multilink axle, exc. niveau-leveller	11/12-	421676500001	in the spring	45	
Skoda	Octavia Kombi	inc. Greenline, exc. level control, ABS only, inc. 4WD	02/05-12/08	421600500001	in the spring	30	
Skoda	Octavia Kombi	inc. Greenline, exc. level control, ABS only, inc. 4WD	01/09-	421600500001	in the spring	30	

Product Range Power Springs

Manufacturer	Car	Note	Year of construction	Art.-No.	System	Fitting-time	
Skoda	Octavia Scout	exc. vehicles with level control, exc. 4 WD	07/09-	421600500001	in the spring	30	
Skoda	Superb	inc. Greenline, exc. niveau-leveller, inc. 4WD	09/08-	421600500001	in the spring	30	
Skoda	Superb Kombi	inc. Greenline, exc. niveau-leveller, inc. 4WD	01/10-	421600500001	in the spring	30	
Skoda	Yeti	inc. Greenline, exc. niveau-leveller, inc. 4WD	09/09-	421600500001	in the spring	30	
Suzuki	SX4 S-Cross	2WD and 4WD	09/13-	441001500001	in the spring	45	
Suzuki	Vitara	2WD and 4WD	03/15-	441001500001	in the spring	45	
Toyota	Auris	inc. hybrid, exc. 1.4 diesel, exc. 1.3 benzine, exc. niveau-leveller	10/12-	435003500001	in the spring	45	
Toyota	Auris TS	inc. 1.8 hybrid, inc. 1.2T, exc. 1.4-4D, exc. 1.6D-4D, exc. 1.3VVTI, exc. niveau-leveller	07/13-	435003500001	in the spring	45	
Toyota	Avensis	exc. niveau-leveller	02/09-	435003500001	in the spring	45	
Toyota	Avensis Wagon	exc. niveau-leveller	02/09-	435003500001	in the spring	45	
Toyota	PROACE	heavy duty set, min. load 400 kg, ABS only, exc. niveau-leveller (discontinued model)	12/13-	435001500001	alternate spring	45	
Toyota	RAV4	ABS only (discontinued model)	11/05-03/13	435002500001	alternate spring	45	
Volvo	S40 I	exc. AWD, exc. niveau-leveller	07/04-	407458500001	in the spring	45	
Volvo	V40	exc. Cross-Country, exc. 4WD, exc. niveau-leveller, ABS only (discontinued model)	03/12-	407441500001	in the spring	45	
Volvo	V50	exc. AWD, exc. niveau-leveller	08/04-	407458500001	in the spring	45	
Volvo	V70 III	exc. AWD, exc. niveau-leveller, ABS only	08/07-	407405500001	alternate spring	60	
Volvo	XC60	exc. AWD, exc. niveau-leveller, ABS only (discontinued model)	05/08-	420064500001	alternate spring	60	
VW	Amarok	only 4WD, exc. niveau-leveller, ABS only (discontinued model)	09/10-	421674500001	in addition to the spring	60	
VW	Caddy (4-Motion, Maxi)	inc. Maxi, inc. Double leaf spring, inc. EcoFuel	03/05-10/10	421673500001	in addition to the spring	30	
VW	Caravelle	exc. 4 WD	10/10-	421391500001	in the spring	30	
VW	Crafter / Chassis	ex. twin tyres	04/06 -08/10	413376500001	in addition to the spring	60	
VW	Eos	inc. Bluemotion, exc. niveau-leveller, inc. 4 motion	03/06-	421600500001	in the spring	30	
VW	Golf	heavy duty set, only compound axle, exc. niveau-leveller	11/12-	421676500001	in the spring	20	
VW	Golf	heavy duty set, only compound axle, exc. niveau-leveller	11/12-	421676500001	in the spring	45	
VW	Golf Sportsvan	heavy duty set, only compound axle, exc. niveau-leveller	06/14-	421676500001	in the spring	20	
VW	Golf Sportsvan	heavy duty set, only multilink axle, exc. niveau-leveller	06/14-	421676500001	in the spring	45	
VW	Golf V	inc. Bluemotion, exc. niveau-leveller, inc. 4 motion	11/03-11/08	421600500001	in the spring	30	
VW	Golf V Plus	inc. Bluemotion, exc. niveau-leveller, inc. 4 motion	06/06-	421600500001	in the spring	30	
VW	Golf V Variant	inc. Bluemotion, exc. niveau-leveller, inc. 4 motion	09/09 -	421600500001	in the spring	30	
VW	Golf Variant	inc. Bluemotion, exc. niveau-leveller, inc. 4 motion	09/09 -	421600500001	in the spring	45	
VW	Golf Variant	heavy duty set, Compound and multilink axle, exc. niveau-leveller	07/13-	421676500001	in the spring	20	
VW	Golf VI	inc. Bluemotion, exc. niveau-leveller, inc. 4 motion	10/08-11/13	421600500001	in the spring	30	
VW	Golf VI Plus	inc. Bluemotion, exc. niveau-leveller, inc. 4 motion	01/05-05/13	421600500001	in the spring	30	
VW	Golf VI Variant	inc. Bluemotion, exc. niveau-leveller, inc. 4 motion	07/09-07/13	421600500001	in the spring	30	
VW	Golf VII	inc. Bluemotion, exc. niveau-leveller, inc. 4 motion	11/12-	405403500001	in the spring	45	

Product Range Power Springs

Manufacturer	Car	Note	Year of construction	Art.-No.	System	Fitting-time	
VW	Jetta V	inc. Bluemotion, exc. niveau-leveller, inc. 4 motion	09/05-01/11	421600500001	in the spring	30	
VW	Jetta VI	inc. Bluemotion, exc. niveau-leveller, inc. 4 motion	01/11-	421600500001	in the spring	30	
VW	Passat B6 model 3C	inc. Variant and Bluemotion/exc. vehicles with level control and inc. 4WD	03/05-10/10	421600500001	in the spring	30	
VW	Passat B7	inc. Bluemotion, exc. niveau-leveller, inc. 4 motion	10/10-09/14	421600500001	in the spring	30	
VW	Passat B8	inc. Bluemotion, exc. niveau-leveller, inc. 4 motion	10/14-	405403500001	in the spring	45	
VW	Passat B8 Variant	inc. Bluemotion, exc. niveau-leveller, inc. 4 motion	10/14-	405403500001	in the spring	45	
VW	Sharan	inc. Bluemotion, exc. niveau-leveller, inc. 4 motion	05/10-	421600500001	in the spring	30	
VW	Sportsvan	inc. Bluemotion, exc. niveau-leveller, inc. 4 motion	06/14-	405403500001	in the spring	45	
VW	T5/T5GP	inc. chassis cab, inc. 4-motion	04/03-11/09	421675500001	alternate spring	30	
VW	T6	inc. chassis cab, inc. 4-motion	07/15-	421675500001	alternate spring	30	
VW	Tiguan	inc. Bluemotion, exc. niveau-leveller, inc. 4 motion	09/07-	421600500001	in the spring	30	
VW	Touran	inc. Bluemotion, exc. niveau-leveller, inc. 4 motion	01/11-	421600500001	in the spring	30	
VW	Touran	heavy duty set, only multilink axle, exc. niveau-leveller	05/15-	421676500001	in the spring	45	
VW	Touran	heavy duty set, only compound axle, exc. niveau-leveller	05/15-	421676500001	in the spring	20	
VW	Transporter T3	exc. 4 WD	05/79-12/92	421391500001	in the spring	30	
VW	Transporter T4	inc. Syncro, inc. Caravelle	07/90-04/03	421391500001	in the spring	30	
VW	Transporter T5/T6	inc. Multivan, inc. chassis cab, inc. 4-motion, ABS only	05/03-	421651500001	in the spring	30	

Roof Racks

Product Range Roof Racks

Manufacturer	Model	Version	Year of manufacture	Article-No.	Assembly time	Effective width (mm)	Length (mm)	Width (mm)	Height (mm)	Payload (kg)	Weight (KG)	
Citroën	Grand Berlingo	L2	07/08-05/18	504129700001	60	1420	2338	1475	138	62,4	37,6	
Citroën	Jumpy	L2H1 Swing door	03/07-05/16	506332700001	75	1420	2718	1475	138	125,5	49,6	
Citroën	Jumpy	L2H1 Rear flap	03/07-05/16	506364700001	75	1420	2528	1475	138	127,7	42,3	
Citroën	Nemo	Swing door	02/08-	506349700001	60	1420	1958	1475	138	67,5	32,5	
Citroën	Nemo	Rear flap	02/08-	506350700001	60	1420	1768	1475	138	72,3	30,2	
Dacia	Dokker	Swing door	11/12 -	516333700001	60	1420	2148	1475	138	114,5	35,5	
Fiat	Fiorino	Swing door	02/08-	506349700001	60	1420	1958	1475	138	67,5	32,5	
Fiat	Fiorino	Rear flap	02/08-	506350700001	60	1420	1768	1475	138	69,8	30,2	
Fiat	Scudo	L2H1 Swing door	03/07-05/16	506332700001	75	1420	3098	1475	138	125,5	44,5	
Fiat	Scudo	L2H1 Rear flap	03/07-05/16	506364700001	75	1420	2718	1475	138	127,7	42,3	
Iveco	Daily	L1H2	05/99-07/14	542180700001	60	1450	2784	1500	138	104,12	45,88	
Iveco	Daily	L2H2	05/99-07/14	542178700001	60	1450	2784	1500	138	150	46,9	
Iveco	Daily	L4H2	05/99-07/14	542090700001	60	1450	4764	1500	138	89,94	60,1	
Mercedes	Citan Compact	L1	10/12-	513353700001	60	1420	1578	1475	138	72,3	27,7	
Mercedes	Sprinter	L4H2 Please order separately at the Mercedes dealer: Slide rail B66560754	06/06-12/16	513270700001	60	1450	4764	1500	138	85,56	64,44	
Mercedes	Vito Compact	L1 Rear flap	09/03-04/14	513240700001	75	1420	2718	1475	138	104,8	45,2	
Mercedes	Vito Long	L2 Rear flap	09/03-04/14	513239700001	75	1420	2908	1475	138	102,9	47,1	
Peugeot	Bipper	Swing door	02/08-	506349700001	60	1420	1958	1475	138	67,5	32,5	
Peugeot	Bipper	Rear flap	02/08-	506350700001	60	1420	1768	1475	138	69,8	30,2	
Peugeot	Expert	L2H1 Swing door	03/07-05/16	506332700001	75	1420	2718	1475	138	125,5	44,5	
Peugeot	Expert	L2H1 Rear flap	03/07-05/16	506364700001	75	1420	2528	1475	138	127,7	42,3	
Peugeot	Grand Partner	L2	07/08-05/18	504129700001	60	1420	2338	1475	138	62,4	37,6	
Renault	Kangoo	L1	02/08-	513353700001	60	1420	1578	1475	138	72,3	27,7	
Toyota	ProAce	L2H1 Swing door	08/13-05/16	506332700001	75	1420	2718	1475	138	125,6	44,4	
Toyota	ProAce	L2H1 Rear flap	08/13-05/16	506364700001	75	1420	2528	1475	138	127,8	42,3	
Volkswagen	Caddy III	L2 ohne Reling	01/04-	521661700001	75	1420	2338	1475	138	62,7	37,3	
Volkswagen	Crafter	L4H2 Please order separately at the VW dealer: Slide rail 2E1860181, 2E1860184, 12pcs.nut N90733705	06/06-12/16	513270700001	60	1450	4764	1500	138	85,56	64,44	
Volkswagen	T5	L2	05/03-	521651700001	75	1420	3098	1475	138	138,8	52,0	
Volkswagen	T6	L2	06/15-	521651700001	75	1420	3098	1475	138	138,8	52,0	



Certified delivery to the automobile industry

Westfalia-Automotive GmbH

Am Sandberg 45
33378 Rheda-Wiedenbrück

Telefon: +49 5242 907 0
Telefax: +49 5242 907 195

westfalia-automotive.com

Westfalia-Automotive is a brand of

